



International Journal of Renewable Energy Research-IJRER

[HOME](#) [ABOUT](#) [LOGIN](#) [REGISTER](#) [SEARCH](#) [CURRENT](#)
[ARCHIVES](#) [ANNOUNCEMENTS](#)

Home > **Vol 12, No 2 (2022)**

International Journal of Renewable Energy Research (IJRER)

The *International Journal of Renewable Energy Research* (IJRER) is not a for profit organization. IJRER is a quarterly published, open source journal and operates an online submission with the peer review system allowing authors to submit articles online and track their progress via its web interface. IJRER accepts the DOAJ's definition of open access. In addition; IJRER publication ethics and publication malpractice statement is mainly based on the Code of Conduct and Best-Practice Guidelines for Journal Editors (Committee on Publication Ethics (COPE), 2011)

IJRER seeks to promote and disseminate knowledge of the various topics and technologies of renewable (green) energy resources. The journal aims to present to the international community important results of work in the fields of renewable energy research, development, application, or design. The journal also aims to help researchers, scientists, manufacturers, institutions, world agencies, societies, etc. to keep up with new developments in theory and applications and to provide alternative energy solutions to current issues such as the greenhouse effect, sustainable and clean energy issues.

The IJRER journal aims for a publication speed of 90 days from submission until final publication. IJRER uses the LOCKSS archival system and cited in Google Scholar, EBSCO, SCOPUS, and WEB of Science (Clarivate Analytics), CrossRef.

The coverage of IJRER includes the following areas, but not limited to:

- Green (Renewable) Energy Sources and Systems (GESSs) as Wind power, Hydropower, Solar Energy, Biomass, Biofuel, Geothermal Energy, Wave Energy, Tidal energy, Hydrogen & Fuel Cells, Li-ion Batteries, Capacitors
- New Trends and Technologies for GESSs
- Policies and strategies for GESSs
- Production of Energy Using Green Energy Sources
- Applications for GESSs
- Energy Transformation from Green Energy System to Grid
- Novel Energy Conversion Studies for GESSs
- Driving Circuits for Green Energy Systems
- Control Techniques for Green Energy Systems
- Grid Interactive Systems Used in Hybrid Green Energy Systems
- Performance Analysis of Renewable Energy Systems
- Hybrid GESSs
- Renewable Energy Research and Applications for Industries
- GESSs for Electrical Vehicles and Components
- Artificial Intelligence Studies in Renewable Energy Systems
- Computational Methods for GESSs
- Machine Learning for Renewable Energy Applications
- GESS Design
- Energy Savings
- Sustainable and Clean Energy Issues
- Public Awareness and Education for Renewable Energy
- Future Directions for GESSs
- Thermoelectric Energy

[Click Here](#) for Author Guidelines

[Click Here](#) for Template for Peer Review Papers

[Click Here](#) for Template for Accepted Papers

Online ISSN: 1309-0127

Publisher: Gazi University

USER

Username

Password

☐ Remember me

NOTIFICATIONS

- [View](#)
- [Subscribe](#)

JOURNAL CONTENT

Search

Search Scope

Browse

- [By Issue](#)
- [By Author](#)
- [By Title](#)

FONT SIZE

INFORMATION

- [For Readers](#)
- [For Authors](#)
- [For Librarians](#)

[Journal Help](#)

IJRER is cited in SCOPUS, EBSCO, WEB of SCIENCE (Clarivate Analytics);

IJRER has been cited in Emerging Sources Citation Index from 2016 in web of science.

WEB of SCIENCE between 2019-2021;

h=27,

Average citation per item=5.19

Impact Factor=(1409+1606+1660)/(204+189+170)=8.3

Announcements

Citation of IJRER in WoS

Posted: 2022-06-12

Citation of IJRER in SCOPUS

Posted: 2022-06-12

CiteScore of IJRER in SCOPUS

Quartile: Q2

Posted: 2022-03-07

Aim of IJRER

The International Journal of Renewable Energy Research (IJRER) seeks to promote journal aims to present to the international community important results of work researchers, scientists, manufacturers, institutions, world agencies, societies, etc. current issues such as the greenhouse effect, sustainable and clean energy issues

Posted: 2021-08-12

www.icSmartGrid.org, June 27-29, 2022, Istanbul/Turkey

10th International IEEE Conference on Smart Grid, icSmartGrid, is going to be organized

Posted: 2022-06-11

Statistics of IJRER in 2020

Statistics

Year	<< 2021 >>
Issues published	4
Items published	188
Total submissions	611
Peer reviewed	601
Accept	191 (32%)
Decline	410 (68%)
Days to review	15
Days to publication	98
Registered users	12974 (1171 new)
Registered readers	10753 (985 new)

Online ISSN: 1309-0127

www.ijrer.org

ijrereditor@gmail.com; ilhcol@gmail.com;

IJRER is cited in SCOPUS, EBSCO, WEB of SCIENCE (Clarivate Analytics)

Posted: 2022-06-12

www.icrera.org, September 26-29, 2021, Ankara/Turkey

10th International Conference on Renewable Energy Research and Application is going to be held

Posted: 2020-12-28

IJRER SCOPUS RECORD 2019-2021

Source title	CiteScore	Highest percentile
International Journal of Renewable Energy Research	3,7	98.0% 98/235 Energy Engineering and Power Technolc

Posted: 2021-06-04

IJRER Citation in SCOPUS-2017-2020

2017			2018			
Cite score	SJR	SNIP	Cite score	SJR	SNIP	Cite score
0.94	0.262	0.675	3.4	0.315	0.899	4.4

Posted: 2020-06-06

[More Announcements...](#)

Vol 12, No 2 (2022): June

Table of Contents

Articles

Random search optimization algorithm based control of supercapacitor integrated with solar photovoltaic system under climate conditions	PDF 611-622
I. Hamdan, Amira Maghraby, Omar NourEldeen	
Techno-Enviro-Economic Evaluation for Hybrid Energy System Considering Demand Side Management	PDF 623-635
T.M. Tawfik, M.A. Badr, O.E. Abdellatif, H.M. Zakaria, M. EL-Bayoumi	
Decentralized Adaptive-Virtual-Impedance-Based Predictive Power for Mismatched Feeders in Islanded Microgrids	PDF 636-645
shamsul aizam zulkifli, Mubashir Hayat Khan, Ronald Jackson, Elhassan Garba, Nadia Zeb	
IMPACT OF SMALL-SCALE GEOTHERMAL POWER PLANT REPLENISHMENT WITH A LIFE CYCLE ASSESSMENT	PDF 646-658
Aron Pangihutan Christian Tampubolon, Hadiyanto Hadiyanto, Endang Kusdiyantini	
High Gain Boost Converter Fed Single-Phase Sine Pulse Width Modulated Inverter	PDF 659-666
Ramanjaneya Reddy Udumula, Phani Sri Rahul Kotana, Hima Bindu SK, Srikanth Goud B	
Analysis and Design of a Special Type Power Transformer Used in Solar Power Plants	PDF 667-673
Emir Yükselen, Ires Iskender	
A Simple Hysteresis Control Strategy in Voltage Regulated Three Phase Four Wire System for Photovoltaic Application	PDF 674-684
Leonardus Heru Pratomo, Sandy Pratama Poetra, Slamet Riyadi	
Flexible Dynamic Sun-Tracking System (STS) Employing Machine Vision Control Approach	PDF 685-691
Franch Maverick Arellano Lorilla, Renyl Barroca	
Classification of Solar Variability Using K-Means Method for The Evaluation of Solar Photovoltaic Systems Performance	PDF 692-702
Sara Ragab Mahmoud Farghaly, Chin Kim Gan	
Impact of incremental piecewise linear cost/benefit functions on DC-OPF based deregulated electricity markets	PDF 703-711
Abdelmadjid Arab, Fatiha Lakdja, Yamina Ahlem Gherbi, Fatima Zohra Gherbi	
A Comparative Performance Evaluation of Ternary ZnxCd1-xS and Binary CdS window Layer in CIGS Solar Cell	PDF 712-720
SAZNIN AKTER LAMIA, E.M.K Ikbali Ahamed, Piyas Chowdhury, Ahsan Habib	
Effect of Design Parameter Variation on Flat Plate Solar Collector Efficiency Using Nano Working Fluids	PDF 721-729
Talib Onimisi Ahmadu, Muideen Bolarinwa Balogun, Hamisu Adamu Dandajeh	
Energy management of Renewable Energy Sources based on Support Vector Machine	PDF 730-740
Ehab Issa, Mohamed Al-Gazzar, Mohammed Seif	

Mathematical Development of Duty Cycles Computing to Four Switches 2?-Inverter Advanced SVM for TPIM Drive Intissar Moussa, Adel Khedher	PDF 741-747
Equatorial solar tracker control using MPPT technique Hicham Bouzakri, Ahmed Abbou, Zakaria Abousserhane, Rafika El Idrissi	PDF 748-758
Assessing Techno-Economic Value of Battery Energy Storage with Grid-Connected Solar PV Compensation Schemes for Malaysian Commercial Prosumers Nur Iqtiyani Ilham, Nofri Yenita Dahlan, Mohamad Zhafran Hussin	PDF 759-767
An Extensive Review on Fault Detection and Fault-tolerant Control of Multilevel Inverter with Applications Siva Priya A, KALAIARASI Nallathambi	PDF 768-798
A Review of Control Strategies and Metaheuristic Algorithms Used in DC Microgrids Erdal IRMAK, Izviye Fatimanur Tepe	PDF 799-818
Local and Central Control of a Wind Farm for Active Power Adjustment Abdelkarim Masmoudi, Achraf ABDELKAFI, Lotfi Krichen, Abdelaziz Salah Saidi	PDF 819-826
A brief study on the influence of the index of revolution on the performance of Gorlov Helical Turbine V. Jayaram, B. Bavanish	PDF 827-845
Maximum Power Point Tracking for Permanent Magnet Synchronous Generator based Wind Park Application Ch Rami Reddy, R. B. R. Prakash, P. Srinivasa Varma, M. Dilip Kumar, A. Giri Prasad, E. Shiva Prasad	PDF 846-862
EXPERIMENTAL COMPARATIVE STUDY MPPT BETWEEN P&O AND SLIDING CONTROL OF A SMALL PV SYSTEM Seddik BENHADOUGA, Abdelhakim BELKAID, Rida FARHAN, ilhami COLAK, Mounir MEDDAD, Adil Eddiaif	PDF 863-869
Decentralized Hybrid Fuzzy-Sliding Mode Control of Multi-machine Power System Seddik BENHADOUGA, Abdelhakim BELKAID, ilhami COLAK, Djamel BOUKHETALA, Farès BOUDJEMA, Mounir MEDDAD, Riad KHENFER, Adil Eddiaid	PDF 870-879
Real-time FPGA based simulator enabled Hardware-In-the-Loop for fuzzy control dual-sources HESS HATIM JBARI, Rachid Askour, Badr Bououlid Idrissi	PDF 880-891
Facile Synthesis of Copper Iodide at Low Temperature as Hole Transporting Layer for Perovskite Solar Cell Omsri Vinasha Aliyaselvam, Faiz Arith, Ing Jia Rong, Shahril Izuan Zin, Fara Ashikin Ali, Ahmad Nizamuddin Mustafa	PDF 892-898
Comparing the Global Warming Impact from Wind, Solar Energy and Other Electricity Generating Systems through Life Cycle Assessment Methods (A Survey) Abdullah Marashli, AlMothana Gasaymeh, Mohammad Shalby	PDF 899-920
Risk Based Day-ahead Energy Resource Management with Renewables via Computational Intelligence PRATIK KANTILAL MOCHI, Kartik S. Pandya, Dharmesh Dabhi, Vipul Rajput	PDF 921-929
Experimental and Numerical analysis of VCR diesel engine fuelled with Blends of Jatropha Curcas Methyl Esters S. N. Nagesh	PDF 930-941
Decentralized Optimal Dispatch of Reactive Power Sources in Power Systems Based on Augmented Lagrangian Method Minh Hoa Nguyen, Nhut Tien Nguyen, Van Hoan Pham	PDF 942-949
Cross-validation of the operation of photovoltaic systems connected to the grid in extreme conditions of the highlands above 3800 meters above sea level. Saul Huaquipaco Encinas, Wilson Negrão Macêdo, Henry Pizarro, Reynaldo Condori, Jose Manuel Ramos, Oscar Vera, Jose Emmanuel Cruz, Wilson Mamani, Norman Beltran	PDF 950-959
Improvement of Power Quality in grid Integrated Smart grid using Fractional-order Fuzzy Logic Controller DHARAMALLA CHANDRA SEKHAR, PVV Rama Rao, R. Kiranmayi	PDF 960-969
Optimal Placement of Charging Station and Distributed Generator along with Scheduling in Distribution System using Arithmetic Optimization Algorithm Naresh Kumar Golla, SURESH KUMAR SUDABATTULA, Velamuri Suresh	PDF 970-980
Comprehensive Evaluation of Materials for Small Wind Turbine Blades Using Various MCDM Techniques Ravindra K. Garmode, Vivek R. Gaval, Sandip A. Kale, Sanjay D. Nikhade	PDF 981-992
Experimental Study of Modified Absorber Plate Integrated with Aluminium Foam of Solar Water Heating System	PDF 993-999

Muhammad Hasan Basri, jalaluddin Haddada, Rustan Tarakka, Muhammad Syahid, M. Anis Ilahi Ramadhani

Power Tracking Capability Enhancement of a Grid-Tied Partially Shaded Photovoltaic System Through MPC Based Maximum Power Point Technique	PDF 1000-1012
Subhashree Choudhury, Jiban Ballav Sahu, Byamakesh Nayak	
Grid-connected PV System with a modified-Neural Network Control	PDF 1013-1022
Abderrahmane ELHOR, Orlando Soares	
Combustion Characteristics of a Biomass-Biomass Co-combustion using Thermogravimetric Analysis	PDF 1023-1031
Pichet Ninduangdee, Porametr Arromdee, Arkom Palamanit, Kittinun Boonrod, Suriya Prasomthong	
Performance assessment of newly designed solar water treatment system	PDF 1032-1040
Krishna Kumar Sinha, Mukesh Kumar Gupta, Rahul Kumar, M. K. Banerjee	
Comparison of photovoltaic production forecasting methods	PDF 1041-1051
mohamed hamza kermia, Jérôme Bosche, Dhaker Abbes	
Coordinated IPFC and SMES Strategy for Stability Analysis of Renewable Energy Based Contemporary Interconnected Power System with FOPID Controller	PDF 1052-1062
Dr. SRIKANTH GOUD, Ch Nagasai Kalyan, S Rajasekaran, G Swapna, A.N Venkateswarlu, Ch Rami Reddy	
The environmental and economic benefits of a hybrid renewable energy system considering demand side management	PDF 1063-1075
T.M. Tawfik, M.A Badr, O.E. Abdellatif, H.M. Zakaria, M. EL-Bayoumi	
Renewable Energy Resources in Bangladesh: Prospects, Challenges and Policy Implications	PDF 1076-1096
Abu Yousuf, Md Shahadat Hossain, Md. Anisur Rahman, Ahasanul Karim, Ashiqur Rahman	
Solution of Profit Based Unit Commitment Including Wind Energy Using Improved Shuffled Frog Leaping Algorithm	PDF 1097-1104
Mary Anita, Roma Raina, Jacob Raglend	
Real-Time Implementation of Energy Management for Photovoltaic/Battery/Diesel Hybrid System Based on LabVIEW	PDF 1105-1116
Doaa Mohamed Atia, Hanaa Tolba El-Madany, Yousry Atia, Mohamed zahran	
A Qualitative Investigation on Multiport Converters for Renewable Energy Sourced DC Loads	PDF 1117-1130
M. R. Faridha Banu, R. Jayapragash	
Energy Security: Multidimensional Analysis for South American Countries	PDF 1131-1139
Dheybi Cervan, Christian V. Rodriguez, Carlos Inga E.	
Effect of Data Transformation on the Diagnostic Accuracy of Transformer Faults and the Performance of the Supervised Classifiers	PDF 1140-1150
Sherif S. M. Ghoneim, Ibrahim B. M. Taha, Rizk Fahim, Saad A. Mohamed Abdelwahab	
Design of Hybrid Controller for Voltage Profile Enhancement at Battery Energy Storage System Terminal of Solid State Transformer Based Charging of Electric Vehicles	PDF 1151-1163
Dinakar Yeddu, Loveswara Rao Burthi	
The Study of Aerodynamics and productivity of the Savonius Rotor with Supplementary Blades	PDF 1167-1175
Mohanad Al-Ghriybah, Ismail Hdaib, Zakaria Anas Al-Omari, Yaseen Al-Husban	
Power loss analysis of Traditional PV array Configurations under different shading conditions	PDF 1176-1203
B. s. s. Santosh, M. Mohamed Thameem Ansari, P. Kantarao, G. Kusuma	

Online ISSN: 1309-0127

Publisher: Gazi University

IJRER is cited in SCOPUS, EBSCO, WEB of SCIENCE (Clarivate Analytics);

IJRER has been cited in Emerging Sources Citation Index from 2016 in web of science.

WEB of SCIENCE between 2019-2021;

h=27,

Average citation per item=5.19

Impact Factor=(1409+1606+1660)/(204+189+170)=8.3



International Journal of Renewable Energy Research-IJRER

[HOME](#) [ABOUT](#) [LOGIN](#) [REGISTER](#) [SEARCH](#) [CURRENT](#)
[ARCHIVES](#) [ANNOUNCEMENTS](#)

Home > About the Journal > **Editorial Team**

Editorial Team

Editor in Chief

[Prof. Dr. İlhami COLAK](#), Gazi University, Editor-in-Chief, IJRER, Turkey

Associate Editors

[Professor Mamadou Lamine Doumbia](#), University of Quebec at Trois-Rivieres, Canada
[Prof. Dr. Constantin FILOTE](#), Stefan cel Mare University, Romania
[Professor Jaeho Choi](#), Chungbuk National University, Republic of Korea
[Professor Tadashi Suetsugu](#), Japan
[Professor Nobumasa Matsui](#), Nagasaki Institute of Applied Science, Japan
[Prof. Masayoshi Yamamoto](#), Nagoya University, Japan
[Professor Erdal Irmak](#), Gazi University, Turkey
[Associate Prof. Abdelhakim BELKAID](#), Bordj Bou Arreridj University, Algeria
[Prof. Dr. Ersan Kabalci](#), Nevsehir University, Turkey
[Associate Prof. Dr. Hamdi Tolga Kahraman](#), Karadeniz Technical University, Turkey
[Assistant Prof. Hidenori Maruta](#), Nagasaki University, Japan
[Assoc. Prof. Dr. Mehmet Yesilbudak](#), Nevsehir Haci Bektas Veli University, Turkey
[Dr. Robert M. Cuzner](#), University of Wisconsin-Milwaukee, United States
[Dr. Korhan Kayisli](#), Gazi University, Turkey
[Dr. Hiroo Sekiya](#), Chiba University, Japan
[Dr. Fabio Viola](#), Università degli Studi di Palermo, Italy
[Dr. Toshiyuki Zaitso](#), Technology Omron Co., Japan
[Dr. Onder Eyecioglu](#), Bolu Abant İzzet Baysal University, Turkey
[Dr. Massimo Caruso](#), Università degli Studi di Palermo
[Dr. Abdou Tankari Mahamadou](#), CERTES Laboratory - IUT of Creteil University of Creteil, France
[Dr. Eklas Hossain](#), Oregon Tech, United States
[Dr. Natarajan Prabaharan](#), SASTRA Deemed University, India
[Dr. Nahla Bouaziz](#), University of Tunis El Manar, Tunisia

Layout Editors

[Associate Prof. Dr. Hamdi Tolga Kahraman](#), Karadeniz Technical University, Turkey
[Mr. Abdul Quader Munshi](#), Bangladesh
[Mr Vishal Charan](#), Fiji national university, Fiji
[Miss Ayse Colak](#), University of Cardiff, United Kingdom
[Dr. Natarajan Prabaharan](#), SASTRA Deemed University, India

Copieditors

[Mr. Fatih ISSI](#), Cankiri Karatekin University, Turkey
[Dr. Catalin Felix Covrig](#), Netherlands
[Mr. Naki Guler](#), Gazi University, Turkey
[Mr Vishal Charan](#), Fiji national university, Fiji
[Mr. MD Rishad Ahmad](#), The University of Manchester, United Kingdom
[Miss Ayse Colak](#), University of Cardiff, United Kingdom
[Dr. Natarajan Prabaharan](#), SASTRA Deemed University, India

Proofreader

[Assoc. Prof. Dr. Mehmet Yesilbudak](#), Nevsehir Haci Bektas Veli University, Turkey
[Mr Vishal Charan](#), Fiji national university, Fiji
[Miss Ayse Colak](#), University of Cardiff, United Kingdom
[Dr. Natarajan Prabaharan](#), SASTRA Deemed University, India

Online ISSN: 1309-0127

Publisher: Gazi University

IJRER is cited in SCOPUS, EBSCO, WEB of SCIENCE (Clarivate Analytics);

IJRER has been cited in Emerging Sources Citation Index from 2016 in web of science.

USER

Username

Password

☐ Remember me

NOTIFICATIONS

- [View](#)
- [Subscribe](#)

JOURNAL CONTENT

Search

Search Scope

Browse

- [By Issue](#)
- [By Author](#)
- [By Title](#)

FONT SIZE

INFORMATION

- [For Readers](#)
- [For Authors](#)
- [For Librarians](#)

[Journal Help](#)

WEB of SCIENCE between 2019-2021;

h=27,

Average citation per item=5.19

Impact Factor=(1409+1606+1660)/(204+189+170)=8.3



International Journal of Renewable Energy Research-IJRER

HOME

ABOUT

LOGIN

REGISTER

SEARCH

CURRENT

ARCHIVES

ANNOUNCEMENTS

Home > Archives > **Vol 10, No 2 (2020)**

Vol 10, No 2 (2020)

June

DOI: <https://doi.org/10.20508/ijrer.v10i2>

Table of Contents

Articles

Impact Study of Smart Grid Technologies on Low Voltage Networks with High Penetration of Renewable Generation Istvan Taczi, Balint Hartmann, Istvan Vokony	PDF 519-528
The Optimization of the Gasifier Recovery Zone Height When Working on Straw Pellets Gennadii Golub, Savelii Kukharets, Oleh Skydan, Yaroslav Yarosh, Vyacheslav Chuba, Victor Golub	PDF 529-536
A Mathematical Approach to Analyse Factors Influencing Adoption of Solar Based Power Production in Residential Buildings in Tamilnadu State of India Praveen Paul Jeyapaul	PDF 537-548
Non-iterative MPPT Method: A Comparative Study Md Tofael Ahmed, Masud Rana Rashel, Fahad Faisal, Mouhaydine Tlem�şani	PDF 549-557
A Model for Strategizing Energy Security Dimensions and Indicators Selection for Pakistan Fahad Bin Abdullah, Syed Irfan Hyder, Rizwan Iqbal	PDF 558-569
Design of Hazelnut Drying System Supported By Solar Energy. Investigation of Drying Performance and Determination of Proper Drying Model Bahad�r ACAR, Abdullah DA��DEV�REN, Mehmet ��ZKAYMAK	PDF 570-577
Mono-axial Solar Tracker with Equatorial Mount, for an Improved Model of a Photovoltaic Panel Hicham Bouzakri, Ahmed Abbou	PDF 578-590
Experimental Analysis of Solar Dish Concentrators With Cylindrical, Oval, and Conical Cavity Receivers Zainab I. Abdulrazzaq ALhsani, RAAD KADHIM AL-DULAIMI	PDF 591-600
A Brief Review on Partially Isolated Bidirectional Multiport Converters For Renewable Energy Sourced DC Microgrids Rani priya, Vijaya kumar	PDF 601-613
Implementation of Firefly Algorithm in Optimal Sizing of PEMFC-Battery Hybrid Locomotive S. Ajayan, A. Immanuel Selvakumar	PDF 614-624
Design and Implementation of a Hysteresis Band Current Controller Three-Phase AC Chopper System Nurbanu Catalbas, Cem Mehmet Catalbas, Sedat Sunter	PDF 625-632
Design and Analysis of Induction Heating System with Parallel Resonance Inverter GOKHAN YALCIN, Yasar Birbir, Huseyin Calik	PDF 633-645
Numerical and Experimental Investigations on a Dimpled Savonius Vertical Axis Wind Turbine Nishant Mishra, Apurva Jain, Anijith Nair, Bhavook Khanna, Santanu Mitra	PDF 646-653
Mathematical Modelling of Bifacial Photovoltaic-Thermal (BPVT) Collector with Mirror Reflector Ahmad Fudholi, Muslizainun Mustapha	PDF 654-662

USER

Username

1siti_jamilatun1

Password

.....

☐ Remember me

Login

- NOTIFICATIONS
- [View](#)

[Subscribe](#)

JOURNAL CONTENT

Search

Search Scope

All

Search

- Browse
- [By Issue](#)

[By Author](#)

[By Title](#)

FONT SIZE

- INFORMATION
- [For Readers](#)

[For Authors](#)

[For Librarians](#)

[Journal Help](#)

Gasification of Eucalyptus Wood Chips in a Downdraft Gasifier for Syngas Production in South Africa Nwabunwanne Lilian NWOKOLO, Nwabunwanne Lilian Nwokolo, Patrick Mukumba, KeChrist Obileke	PDF 663-668
Optimization of PID Controller for Hybrid Renewable Energy System Using Adaptive Sine Cosine Algorithm Saad A. Mohamed Abdelwahab, Ali M. Yousef, Mohamed Ebeed, Farag K. Abo-Elyousr1, Ahmed Elnozohy, Moayed Mohamed	PDF 669-677
Effects of Temperature and Catalyst on The Yield of Bio-oil during The Pyrolysis of Spirulina Platensis Residue Siti jamilatun, Ilham Mufandi, Rachma Tia Evitasari, Arief Budiman	PDF 678-686
Non-Catalytic Co-pyrolysis of Empty Fruit Bunch of Palm and Solid Tire Waste Into Upgrade Bio-oil sunarno sunarno, panca setia utama	PDF 687-692
Using Parallel Capacitor-based BFCL with MOV for Enhancing the LVRT Performance of SEIG-Based Wind Power Plants Masoud Radmehr, Hossein shahbabei, Mehdi Firouzi	PDF 693-703
Energy Scheduling of Isolated Microgrid with Battery Degradation Cost using Hybrid Particle Swarm Optimization with Sine Cosine Acceleration Coefficients Ouassima Boqtob, Hassan El Moussaoui, Hassane El Markhi, Tijani Lamhamdi	PDF 704-715
Implementation of Control Strategies for Optimum Utilization of Solar Photovoltaic System with Energy Storage Systems T Vijay Muni, S V N L Lalitha	PDF 716-726
Integration of Renewable Energy Systems for Optimal Energy Needs- a review R. NAVEEN, P. P. Revankar, S. Rajanna	PDF 727-742
Wind Energy Infiltrated Multi-Area Power System: Optimized 2-DOF-FOPID Controller for LFC Indrajit Koley, Asim Datta, Goutam Kumar Panda	PDF 743-756
Simulation and Management Strategy of Energy Flow in Hybrid System ZeÅ nabou NOUHOUBAKO, Mahamadou Abdou Tankari, Amadou Seidou Maiga	PDF 757-767
Study and Selection of Parameters of an Automatically Controlled Wind Power Station With Swaying Sails Korganbay Sholanov, Aibek Batirbekovich Kabanbaev, Kuanysh Abzhaparov	PDF 768-779
Accuracy of eight probability distribution functions for modeling wind speed data in Djibouti Abdoulkader Ibrahim Idriss, Abdoulhamid Awalo Mohamed, Tahir Cetin AKINCI, Ramadan Ali Ahmed, Abdou Idris Omar, Ramazan Caglar, Serhat Seker	PDF 780-790
Modeling and Performance Analysis of a Grid-connected Polycrystalline Silicon Photovoltaic System under the Maritime Climate of El Jadida in Morocco sofia boulmrharj, Mohammed El Ibrahim, Ahmed Louardi, Noura Aarich, Amin Bennouna, Mohamed Bakhouya, Mustapha Raoufi, Mohamed Monkade, Mohammed Zehaf, Mohammed Khaidar	PDF 791-802
Genetic Algorithm Based PV Array Reconfiguration for Improving Power Output under Partial Shadings Gadaram MEERI MATHA, Loveswara Rao	PDF 803-812
Essentials for Grid Integration of Hybrid Renewable Energy Systems: A Brief Review B. SRIKANTH GOUD, B Loveswara rao, Ch Rami Reddy	PDF 813-830
Emulated Inertia Control for the Stand-Alone Microgrid with High Penetration of Renewable Energy Sources Ratnam kamala Sarojini, K. Palanisamy	PDF 831-842
An Overview of the Exploitation of Renewable Energy Resources in Nigeria, South Africa, and the United Kingdom Ayotunde A. Ojo, Omojola Awogbemi, Anthony O. Ojo	PDF 843-861
A Multiport Bidirectional LLC Resonant Converter for Grid-Tied Photovoltaic-Battery Hybrid System Adel M. Nasiri, Garry Jean-Pierre, Ahmad El Shafei, Necmi Altin	PDF 862-870
Contribution of Energy Storage Technologies in Load Frequency Control - A Review Subhranshu Sekhar Pati, Saroj Kumar Mishra	PDF 871-891
A Modified Quasi-Z-Source Inverter with Enhanced Boost Capability Mustafa Sacid Endiz, Ramazan Akkaya	PDF 892-897
Enhancing the Maximum Power Extraction in Partially Shaded PV Arrays using Hybrid Salp Swarm Perturb and Observe Algorithm V. BALAJI, A.Peer Fathima	PDF 898-911
A Phase-based Control Method to Control Power Flow of a Grid-	PDF 912-921

connected Solar PV through a Single Phase Micro-inverter Ferdian Ronilaya	
Optimization of a Real Scale Shrouded Wind Turbine Using 3D CFD Analysis Negin Maftouni, Hoda Parsa	PDF 922-932
Performance Comparison of Various Energy Storage Devices in Combined LFC and AVR of Multi Area System with Renewable Energy Integration Ch Naga sai kalyan, G Sambasiva Rao	PDF 933-944
MAPCAST: an Adaptive Control Approach using Predictive Analytics for Energy Balance in Micro-Grid Systems Abdellatif ELMOUATAMID, radouane ouladsine, mohamed bakhouya, Najib elkamoun, khalid zine-dine, Mohammed khaidar	PDF 945-954
Application of Artificial Intelligence to DFIG based wind farm for Reactive Power Compensation R B R PRAKASH	PDF 955-966
Fault Detection of Solar PV System Using SVM and Thermal Image Processing Karuppiah Natarajan, Praveen Kumar Bala, V. Sampath	PDF 967-977
Experimental Analysis of VCR Engine Operated with Prosopis Juliflora Biodiesel Blends P Tamil Selvan, GANGEYA SRINIVASU GOTETI	PDF 978-987
Soft Switching Bridgeless Rectifier for NEV Battery Charger G. Kanimozhi, S. Bhagyashri	PDF 988-997
Control of PMSG Stand-Alone Wind Turbine System Based on Multi-Objective PSO Ratna Ika Putri, Muhamad Rifa'i, Ika Noer Syamsiana, Ferdian Ronilaya	PDF 998-1004
Faster Islanding Detection of Microgrid Based on Multiscale Mathematical Morphology Pravati Nayak, Arya Avilash, Ranjan Kumar Mallick	PDF 1005-1011
Influence of the CdCl2 Solution Concentration on the Properties of CdTe Thin Films Sheikh Alimur Razi, Nipu Kumar Das, Syed Farid Uddin Farhad, Mahmud Abdul Matin Bhuiyan	PDF 1012-1020
Techno-Economic of 100 kW Power Plant from Microwave-Assisted Biodiesel Pyrolysis Thongchai Rohitatisha Srinophakun, Poj Hansirisawat	PDF 1021-1030
Evaluating the Accuracy of Wind Turbine Power-Speed Characteristics Fits for the Generator Control Region Al Motasem I Aldaoudeyeh, Khaled Alzaareer	PDF 1031-1041
Multi-criteria Analysis of Brazilian Wind Farms Hudson Silva, Adolfo Blengini, Lia Mota, Claudia Pezzuto, Marina Lavorato, Marcius Carvalho	PDF 1042-1053
Experimental Investigation for a Laboratory Solar Chimney; A Practical Study in Iraq Ehsan Fadhil Abbas	PDF 1054-1059

Online ISSN: 1309-0127

Publisher: Gazi University

IJRER is cited in SCOPUS, EBSCO, WEB of SCIENCE (Clarivate Analytics);

IJRER has been cited in Emerging Sources Citation Index from 2016 in web of science.

WEB of SCIENCE between 2019-2021;

h=27,

Average citation per item=5.19

Impact Factor=(1409+1606+1660)/(204+189+170)=8.3

Effects of Temperature and Catalysts on the Yield of Bio-oil During the Pyrolysis of *Spirulina platensis* Residue

Siti Jamilatun *, Ilham Mufandi **, Rachma Tia Evitasari*, Arief Budiman ***[‡]

*Department of Chemical Engineering, Faculty of Industrial Technology, Universitas Ahmad Dahlan, Indonesia, 55166

** Department of Mechanical Engineering, Faculty of Engineering, Khon Kaen University, Thailand, 40002

*** Department of Chemical Engineering, Faculty of Engineering, Universitas Gadjah Mada, Indonesia, 55284

(sitijamilatun@che.uad.ac.id, ilhammufandi@kkumail.com, rachma.evitasari@che.uad.ac.id, abudiman@ugm.ac.id)

[‡] Arief Budiman; Department of Chemical Engineering, Faculty of Engineering, Universitas Gadjah Mada, Indonesia, 55284
Tel/Fax: +62 274 902170, abudiman@ugm.ac.id

Received: 12.03.2020 Accepted: 08.04.2020

Abstract- *Spirulina platensis* (SP) is aquatic biomass potentially grown as an energy source in the future. Extracting algae oil from SP will leave solid residue called *Spirulina platensis* residue (SPR). In this study, SPR processed by the pyrolysis process, both catalytic and non-catalytic. This study focused on the effects of different catalysts on the yield of bio-oil obtained from the pyrolysis process. Pyrolysis experiments conducted at a temperature range of 300 – 600°C using three different catalysts: Ni-oxide, Fe-oxide, and silica-alumina, and performed at 550°C in various amounts of 5%-30 wt. % for each catalyst. The effect of temperature on SPR catalytic and non-catalytic pyrolysis was studied. The result shows that the optimum yield of non-catalytic pyrolysis was 27.34 wt.% at 550°C. The yield of bio-oil within catalytic pyrolysis indicates that the maximum pyrolysis oil obtained using Fe-oxide as catalyst with 30.00 wt.% bio-oil, followed with 23.37 wt.% using Ni-oxide catalyst, and 18.41 wt.% using silica-alumina catalyst. The water phase yield for each catalyst was relatively different for every catalyst in various amounts ranging from 5 - 30%. Char and gas yields were almost the same for each type of catalyst in all amount variations. The highest gas yield produced was using the silica-alumina catalyst, followed by Fe-oxide and Ni-oxide catalyst. The SPR catalytic pyrolysis process improves the bio-oil yield with the increasing of the bio-oil yield 2.66 wt.% compared to the SPR non-catalytic pyrolysis.

Keywords: *Spirulina platensis* residue, Pyrolysis, Ni-oxide, Silica-alumina, Fe-oxide.

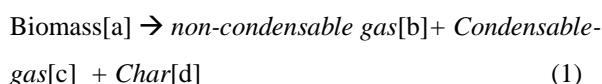
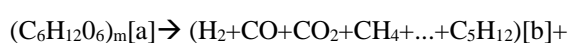
1. Introduction

Interest in the development of renewable energy is increasing along with the increasing world energy demand. The current energy source is still very dependent on fossil fuels, but it has limited resources and environmental problems such as global warming and air pollution. One of the abundant and quickly developed renewable energy sources is biomass, including wood, herbaceous plants, aquatic plants, and manure [1]–[8]. One of the biomass-derived from marine plants is microalgae. Biofuel from microalgae has several advantages, such as (i) high growth rates (up to 20 g of dried algae per m² per day), (ii) high yields per area, 15 times higher than oil palm [9], [10], (iii) high efficiency in absorbing CO₂ and solar energy conversion (8%) [6], (iv) no competition with agriculture and food [11]–[15]. Also, microalgae can grow in open waters (seas and ponds) and photo-bioreactors in non-agricultural land [16], [17].

Algae biomass contains three main components; they are carbohydrates, proteins, and natural oils (lipids). Nowadays, biodiesel from algae is produced by lipid extraction with organic solvents, such as hexane, followed by methanol trans-esterification using an essential catalyst [18]–[20]. Solid residues from this process contain minerals (up to 10%) that can be applied back to the algae growth cycle. However, the remaining 60% is a residue that not utilized, making it less economically attractive. Therefore, it is necessary to find a solution to the residual wastes, using the pyrolysis process to process this spirulina residue. The pyrolysis of microalgae [18], [19] and macro-algae [20], [21] produce hydrocarbons mixture, has shown to have the potential for large scale applications. Interestingly, Çoban et al (2015)[7] have demonstrated that pyrolysis of algae (*chlorella*) produces high bio-oil yields, above 40% at the temperature range of 300-500°C.

Microalgae conversion technologies to produce renewable energy can classify into four ways, biochemical conversion, thermochemical conversion, chemical reactions, and direct combustion or pyrolysis [22]-[24]. Microalgae with high lipid content are more suitable to be converted to biodiesel by chemical reaction (transesterification). In contrast, microalgae with low lipid content can treat by biochemistry or thermochemistry processes [23]. Pyrolysis is a thermochemical decomposition of biomass at a temperature range of 400-600 °C, taking place without the presence of oxygen so that the wood components broke down and produced three product forms: solid, liquid, and gas [22]-[24]. Pyrolysis technology is the most beneficial because the process is simple, does not require additives/solvents, operates at 400-600 °C and low pressure [25]. Pyrolysis produces fuel products and leaves no waste [25]-[28].

The chemical reaction of pyrolysis is [29]:



From Equation (1), biomass pyrolysis products are non-condensable gas (H_2 , CO , CO_2 , short-chain hydrocarbons such as CH_4 , C_2H_6 , C_2H_4 , C_3H_8 , and other gases such as NH_3 , NO_x , SO_2), condensable gas (H_2O , CH_3OH , CH_3COOH , etc.), and char. The condensed gas is a thick black liquid called bio-oil or pyrolysis oil, bio-crude oil, bio-fuel oil, wood liquid, wood oil, liquid smoke, wood distillates, or pyro-ligneous tar [28]-[30]. In bio-oil production, no waste produced because all of the raw materials converted into bio-oil and charcoal. At the same time, non-condensable gas returns to the process as an energy source [29], [30].

The effects of catalyst in pyrolysis process are (i) significantly decreases the biomass decomposition temperature, (ii) influences the reaction tissue, for example, deoxygenation which allows the increase of bio-oil yield by reducing oxygenate compounds, (iii) reduces polymerization to stabilize bio-oil, the reaction more effective, (iv) releasing more CO , CO_2 , and H_2O , and (v) increases coke formation [29]-[31].

This paper discussed the effects of temperature, type, and concentration of catalyst on the yield of bio-oil, the conversion, and the product composition. There are two types of catalysts used. The first one is an acid catalyst, silica-alumina, and the second type is a metal catalyst, Ni-oxide, and Fe-Oxide. This paper also compared pyrolysis performances between non-catalytic and catalytic pyrolysis. The concentration of catalyst used in pyrolysis was ranging from 5 - 30% wt. Pyrolysis carried out on fixed bed reactors at temperatures ranging from 300 to 600°C, the pressure of 1 atm, and the heating rate of 20 - 35°C / min.

2. Material and Method

2.1. *Spirulina Plantesis Residue (SPR)*

Dry *Spirulina platensis* residue (SPR) was obtained from *Spirulina platensis* (SP) solid residue extraction, while SP received from Nogotirto Algae Park, Yogyakarta, Indonesia. SPR samples were analyzed to obtain proximate value, the ultimate value, and high heating value (HHV). Proximate analysis carried out to receive a percentage of moisture content, ash, volatile matter, and fixed carbon. Ultimate study (C, H, O, N, and S with standard D-2361) conducted at Laboratorium Pengujian, Puslitbang Tekmira, Bandung (Testing Laboratory, Research Center Tekmira, Bandung). High Heating Value (HHV) was analyzed by bomb calorimeter at the Food and Agricultural Product Laboratory, Department of Agricultural Technology, and the Laboratory of Food and Nutrition of the Inter-University Center, UGM. The analyzed SPR composition was protein, carbohydrates, and proteins. Protein analysis used was the Kjeldahl method; the carbohydrates analysis used was the Anthrone method; lipids analysis used was the Soxhlet method.

2.2. Catalysts

There were three catalysts used in this experiment, Ni-oxide, and Fe-oxide, which were metal catalysts and silica-alumina, which is an acid catalyst. The alumina-silica catalyst was obtained from PT Pertamina Balongan in powder form, while Ni and Fe-oxide catalyst was from PT Pupuk Kujang, Cikampek, Indonesia. Each of the catalysts was analyzed by SEM and SEM-EDX (Scanning Electron Microscope – Energy Dispersive X-Ray) at Laboratorium Penelitian dan Pengujian Terpadu (LPPT) UGM (UGM Integrated Research and Testing Laboratory). SEM analysis performed to learn more about the shape and size of the catalyst particles. SEM-EDX analysis performed to identify the elemental composition of catalysts' materials.

2.3. Sample Preparations

The *Spirulina platensis* residue (SPR) obtained in wet conditions. The SPR was dried under the sun for three days to reduce water content, then cleaned of dirt and lumps of SPR beads. SPR stirred to homogenize the size distribution; then, it stored in a dry and closed place.

The silica-alumina catalyst made into the pellet-shaped catalyst. Pellets were prepared by mixing silica-alumina 95 wt.% with kaolin five wt.% and then adding distilled water. After the mixture was homogeneous, it molded into a pellet-shape with 4 mm in diameter and 6 mm in height. The pellet-shaped catalyst was dried in a furnace at 500°C for 2 hours and then cooled in a desiccator. In contrast, Ni and Fe-oxide catalysts were pellet-shaped catalysts that had the same size as silica-alumina.

2.4. Pyrolysis Experiment

2.4.1. Instrument

SPR microalgae pyrolysis experiment, both catalytic and non-catalytic reactions, were performed in a fixed-bed reactor with an inner diameter of 40 mm, the outer diameter of 44 mm, and a height of 600 mm. The reactor made of

stainless steel. The reactor equipped with a heater, with two cylinders, the first cylinder was for biomass SPR (R1), and the second cylinder was for silica-alumina (R2) catalyst. The pyrolysis gas produced from R1 directly flowed to the catalyst stack in R2. The reactor arrangement sees in Figure 1, and the diagram for the fixed-bed reactor system see in Figure 2.

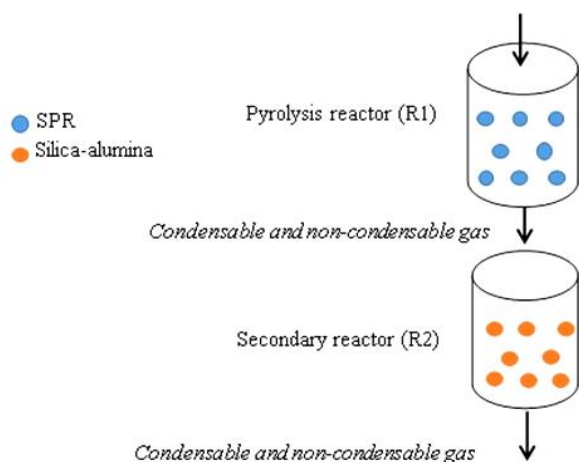


Fig. 1. Fixed-bed reactors arrangement [32]

2.4.2. Product Yield and Conversion Calculations

The total liquid or tar product (bio-oil and water phase), and gas were calculated by the equation [10], [23], [26], [32]:

$$Y_L = (W_L / W_M) \times 100\% \quad (2)$$

$$Y_{BO} = (W_{BO} / W_M) \times 100\% \quad (3)$$

$$Y_A = (W_A / W_M) \times 100\% = Y_L - Y_{BO} \quad (4)$$

$$Y_C = (W_C / W_M) \times 100\% \quad (5)$$

$$Y_G = 1 - (Y_L + Y_C) \quad (6)$$

The following equation calculated SPR pyrolysis conversion:

$$X = \frac{W_{BO} + W_A + W_G}{W_M} \times 100\% \quad (7)$$

In this case, Y_L , Y_A , Y_{BO} , Y_C , and Y_G notations are respectively, liquid product yields, water phase, bio-oil, char, and gas. In contrast, W_M , W_L , W_A , W_{BO} , and W_C are respectively the weight of the initial SPR, the yield of the liquid product, the water phase, bio-oil, and char.

2.4.3. Non-Catalytic Pyrolysis

Fifty grams of SPR was fed into reactor R1, tightly closed and heated. The R1 reactor was heated externally by an electric furnace, and the temperature-controlled by NiCr-Ni thermocouple placed outside of the reactor. The SPR samples heated with a heating rate in the range of 20 - 35°C/min from 30°C to the desired temperature (300 - 600°C). Then, the temperature was held constant for 1 hour. The temperature was

recorded every minute, and the heating rate and installed at the specified range. The pyrolysis gas was condensed, the liquid product came out, the condenser collected in the accumulator, and the produced gas was measured. The bio-oil and the water phase separated by decantation. After the experiment finished, the remaining char was taken and weighed. The yield of bio-oil, water phase, char, and gas was calculated by equation (2) - (6), while conversion calculated by equation (7). The experiment was repeated three times for each variable tested.

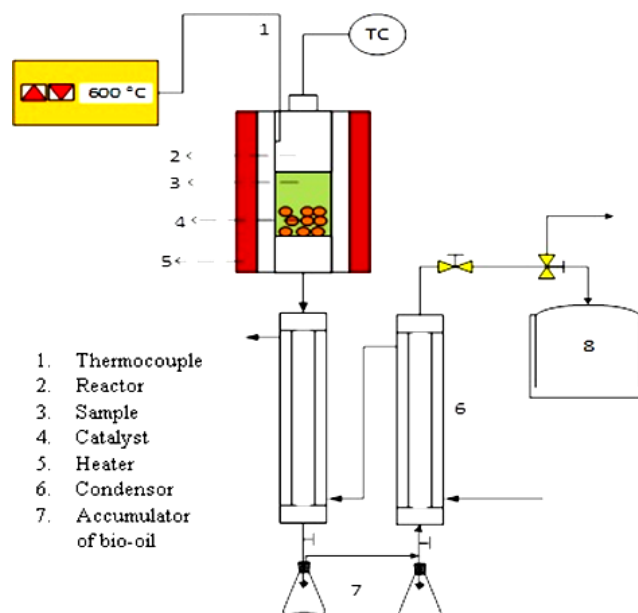


Fig. 2. The SPR pyrolysis system [32]

2.4.4. Catalytic Pyrolysis

Fifty grams of SPR fed into the reactor R1, and silica-alumina catalyst (5 - 30 wt.%) supplied in R2, then closed tightly and heated. The reactor heated externally by an electric furnace, and the temperature-controlled by a NiCr-Ni thermocouple placed outside of the reactor. The SPR sample heated with a heating rate in the range of 20-35°C/min from 30°C to 550°C; then, the temperature was held constant for 1 hour. The same method and equation as the non-catalytic pyrolysis used to calculate the yield of bio-oil, water phase, char, gas, and conversion to catalytic pyrolysis [32], [33]. The experiments repeated using the same method for each Ni-oxide and Fe-oxide catalysts.

3. Result and Discussion

3.1. Compositions of *Spirulina Plantesis Residue* (SPR)

Table 1 shows the results of the proximate analysis of the SPR. The proximate analysis performed to determine the weight percentage of moisture content, ash, volatile matter, and fixed carbon. The proximate analysis shows the highest rate of SPR is the volatile matter (68.31%) and leaves relatively low content of ash (8.93%).

Table 1 also shows the results of the ultimate analyses of the SPR feedstock. The ultimate analysis carried out to determine the weight percentage of elemental component,

carbon, nitrogen, hydrogen, and oxygen. The highest percentage was carbon (41.36%), followed by oxygen (35.33%), nitrogen (7.17%), and hydrogen (6.6%).

The high heating value of SPR found to be almost 18.21 MJ/kg. This result indicated that SP would be a better candidate if bio-energy production from renewable resources. The composition analysis shows that nearly half of the SPR composition is a protein (49.56%), followed by carbohydrates (38.51%), and a small amount of lipid (0.09%). This low lipid content in SPR is because the *Spirulina Plantesis* has been extracted and leaves this residue, which used in this experiment.

3.2. Characterization of Catalysts

Characterizations of catalysts were carried out by SEM and SEM-EDX analysis. The results presented in Table 2 and Figure 3. From Table 2, it can be seen that Ni-oxide consists of 4 components, they are O (46.01%), Al (34.39%), Ca (7.03%), and Ni (12.56%). Fe-oxide consists of 5 components, namely C (8.04%), O (28.75%), Cr (4.93%), Fe (56.64%) and Cu (1.64%). The silica-alumina consists of 4

components, namely C (8.41%), O (55.78%), Ca (24.64%) and Si (11.17%). Among the three types of catalysts, the most metal component is Fe at 56.64% in Fe-oxide catalysts with the addition of Cr 4.93% promoter.

Figure 3 explains the 10,000 times magnification of each catalyst. In Figure 3(a), macroscopically, the Ni-oxide catalyst is a fine gray powder. As for microscopically, each particle in Ni-oxide powder looks like a three-dimensional net with irregular size and shape of pores. It is structurally and thermally stable and has a large BET surface area (100 m²/g catalysts). Figure 3(b) is silica-alumina, it appears that SiO₂ mixed with Al₂O₃ in one grain, which is shown by transparent white granules such as glass and visible cavities in the catalyst with a pore surface area of 240.553 m²/g catalysts [32], [33]. As for Fe-oxide in Figure 3(c), from the results of 10,000 times magnification, they are not homogeneous. The presence of cluster groups suspected because of the magnetic nature of Fe₂O₃, so it tends to cluster. The color of Fe₂O₃ tends to be black; Cu is orange, while the intensity of Cr determined by the ligands attached to the center of Cr with a pore surface area of 1.963 m²/g catalysts.

Table 1. The proximate analysis of SPR

The proximate analysis of SPR		The ultimate analysis of SPR		The composition analysis of SPR	
Properties	wt. %	Properties	wt. %	Properties	wt. %
Moisture	9.99	C	41.36	Lipids	0.09
Ash	8.93	H	6.60	Carbohydrates	38.51
Volatile matter	68.31	N	7.17	Proteins	49.56
Fixed carbon	12.77	O ^a	35.33	HHV	18.21 MJ/kg

^aOxygen calculated by the difference

Table 2. Specifications of catalysts with SEM-EDX

Nickel oxide		Ferro oxide		Silica-alumina	
Mass, %		Mass, %		Mass, %	
O	46.01	C	8.04	C	8.41
Al	34.39	O	28.75	O	55.78
Ca	7.03	Cr	4.93	Al	24.64
Ni	12.56	Fe	56.64	Si	11.17
		Cu	1.64		

3.3. Non-catalytic Pyrolysis Result

The effects of temperature on non-catalytic pyrolysis see in Figure 4. The pyrolysis process was performed at a temperature from 300 to 660°C. The maximum pyrolysis oil obtained at a temperature of 550°C. The result shows that the maximum pyrolysis oil was 27.34 wt.%, then the pyrolysis oil drops of 27.02 wt.% slightly at a temperature of 600°C (27.02 wt.%). The water yield obtained ranging from 22.17 wt.% to 28.82 wt.%. Tar is a liquid product from the addition

of the bio-oil and water phase. The maximum tar yield obtained 56.16 wt.%. The char yield decreased significantly from 44.41 wt.% to 27.81 wt.% at temperatures of 300-600 °C. The gas yield was ranging from 14.57 wt.% to 24.88 wt.% at temperatures of 300 - 600°C.

The reduction of tar yield above the optimum temperature caused by secondary cracking (cracking, polymerization, condensation) reactions, the tar product in first cracking will partly decompose into gas so that the tar yield drops [34]-[36]. The amount of water in pyrolysis

products comes from the SPR (9.99% free water) and the reaction of water formation during pyrolysis (dehydration). According to [33]-[37], the average water content in tar in biomass was above 20 wt.%.

From equation 7, we can calculate the SPR pyrolysis conversion, i.e., the total weight of bio-oil, water phase, and gas divided by the initial weight of the SPR. Conversion of

SPR pyrolysis without catalyst at a temperature of 300-600°C can see in Figure 5. With the increase in pyrolysis temperature, the thermal decomposition of the SPR is more effective so that the weight of the SPR decreases, increasing conversion. Improvements in liquid and gas products indicated that the speed of the decomposition reaction rises as long as temperature increases.




Fig. 3. SEM analysis at magnification 10,000 times (a) Ni-oxide, (b) Silica-alumina, (c) Fe-oxide

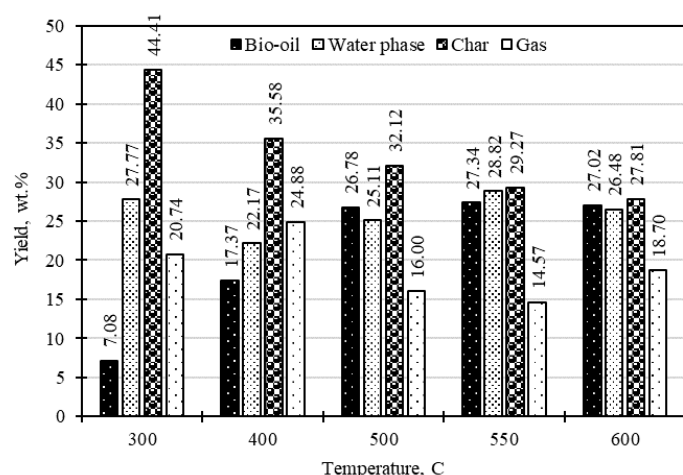


Fig. 4. The effects of temperature on the SPR non-catalytic pyrolysis yield

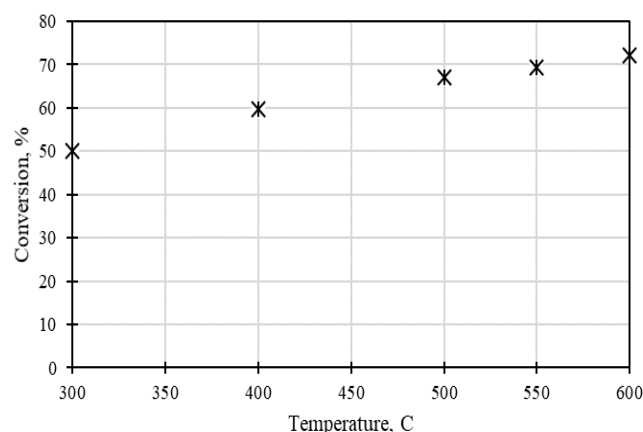


Fig. 5. The effects of temperature on conversion of the pyrolysis.

3.4. Catalytic Pyrolysis Result

The effects of catalyst on SPR pyrolysis using three types of catalyst: Ni-oxide, Fe-oxide, and silica-alumina with varying amounts of 5 - 30 wt.% at 550°C presented in Figure 5. At 550°C, the optimum temperature obtained in pyrolysis without a catalyst.

From Figure 6 (a), we can see the effects of the amount of catalyst on the yield of bio-oil products. Bio-oil mostly obtained from a 10% Fe-oxide catalyst. The amounts of bio-oil products at 550 °C with a variation of the quantity of catalyst 5-30% for Ni-oxides, silica-alumina, and Fe-oxides are respectively in the range of 18.86 - 23.38; 11.53 - 18.41, and 14.67 - 27 wt.%. It can conclude that the highest yield of bio-oil obtained by the use of a Fe-oxide catalyst, followed by Ni-oxide and the least was by silica-alumina.

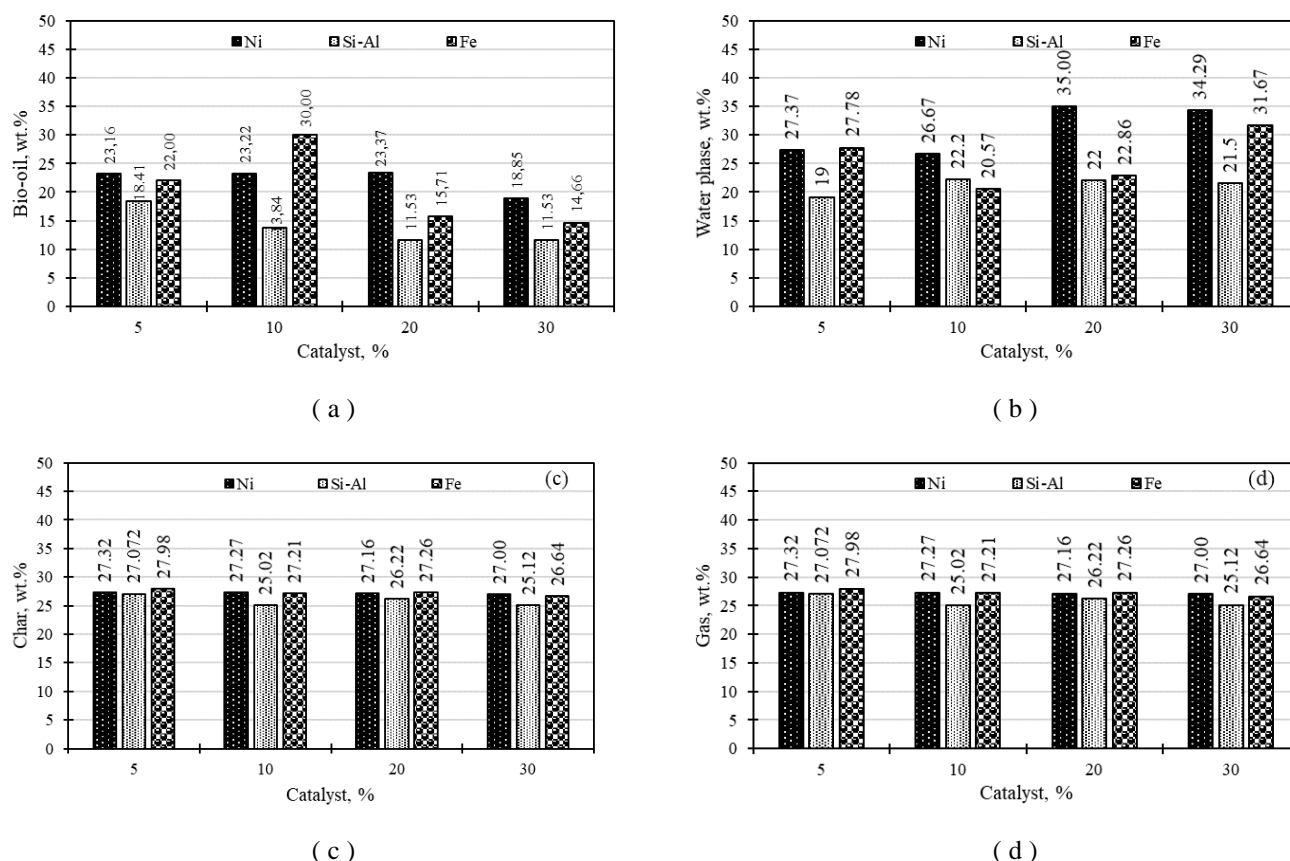


Fig. 6. The effects of catalyst (Ni oxides, silica-alumina, and Fe oxides) on product yields at 550°C: (a) Bio-oil; (b) Water phase; (c) Char and (d) Gas

The yield of the water phase in various types and amounts of catalyst can be seen in Figure 6 (b), the yield of the water phase for multiple types of catalysts at the same amount is significantly different. The range of water phase yields with catalysts Ni-oxides, silica-alumina, and Fe-oxides for the amount of catalyst 5-30% is 26.67 - 35, respectively; 19 - 22.2 and 20.57 - 31.67 wt.%. This difference in yield can be due to the water content in the SPR sample and the reactions of water formation during pyrolysis. The use of catalysts can increase the dehydration reaction, which produces a certain amount of water [38]-[42]

From Figure 6(c) and (d), it can see that the char and gas yield in the use of various types and amounts of catalyst, the yield of char and gas is relatively the same. For the yield of char produced in the use of Ni-oxide catalysts, silica-alumina, and Fe-oxide, the amounts are 27 - 27.32%; 25.02 - 27.07% and 26.64 - 28 %, Meanwhile, for gases, the measures are respectively 14.47 - 22.84%; 35.52 - 41.85% and 22.24 - 34.17 wt.%. The most gas produced is in pyrolysis using a silica-alumina catalyst, the next is Fe-oxide, and the least one is with Ni-oxide catalyst. According to [33], the Ni-oxide has effected on the activation energy.

Pyrolysis conversion can achieve by using various types and amounts of catalysts is presented in Figure 7. From this figure, it can see that the more catalyst used, the higher the conversion. Pyrolysis use Ni-oxide, silica-alumina, and Fe-oxide catalysts in the amount of 5 - 30% obtained in the range of 45.36 - 46.11%; 45.86 - 49.76% and 44.04 -

46.72%. The highest conversion is achieved in the pyrolysis of silica-alumina catalysts, followed by Ni-oxides and Fe-oxides with almost the same range.

4. Conclusion

The maximum pyrolysis yield in the non-catalytic pyrolysis is 27.34 wt.% at a maximum temperature of 550°C. Then yield dropped at 27.02 wt.% as the temperature increase in the temperature of 600°C. In the temperature ranging from 300 to 600°C, the yield of the water phase, char, and gas was 16.6 - 19.04 wt.%; 27.92 - 49.86 wt.% and 25.02 - 42.10 wt.%. The pyrolysis conversion will increase from 50.15 to 72.08 wt.% as the pyrolysis temperature increases.

Pyrolysis with the catalyst conducted at 550°C using various catalysts (Ni-oxides, silica-alumina, and Fe-oxides), and the amount of catalyst was 5 - 30 wt. %. The highest yield of bio-oil was found from the use of Fe-oxide catalysts in the range of 14.67 - 27 wt.%, followed by Ni-oxide of 18.86 - 23.38 wt.% and the lowest by silica-alumina of 11.53 - 18.41 wt.%. The water phase yield was significantly different from each catalyst. The range of water phase yields with catalysts Ni-oxides, silica-alumina, and Fe-oxides for the amount of catalyst 5-30% are 26.67 - 35 wt.%; 19 - 22.2 wt.% and 20.57 - 31.67 wt.% respectively.

The char and gas yield was relatively similar. The yield of char produced in the use of Ni-oxide catalysts, silica-

alumina, and Fe-oxide was 27 - 27.32 wt.%; 25.02 - 27.07 wt.% and 26.64 - 28 wt.% respectively. While gases yields were 14.47 - 22.84 wt.%; 35.52 - 41.85 wt.% and 22.24 - 34.17 wt.% respectively. Most of the gas produced was in the use of silica-alumina catalyst, then Fe-oxide, and Ni-oxide catalyst.

The more amount of catalyst used, the higher the conversion. Conversions with Ni-oxide, silica-alumina, and Fe-oxide catalysts are in the range of 45.3 - 46.11 wt.%; 45.86 - 49.76 wt.% and 44.04 - 46.72 wt.%. The highest conversion obtained using silica-alumina catalysts, followed by Ni-oxides and Fe-oxides with almost the same range.

Acknowledgments

Researchers would like to thank research funding assistance through the Internal Grant Compete Research Scheme through the Research and Community Service Institute of Universitas Ahmad Dahlan, Yogyakarta.

References

- [1] H. Anggorowati, S. Jamilatun, B. Rochim, Cahyono, and A. Budiman, "Effect of Hydrochloric acid concentration on the conversion of sugarcane bagasse to Levulinic acid", In: IOP Conference Series: Materials Science and Engineering. 299, 012092, 7 February 2018.
- [2] F. Banda, D. Giudici, S. Quegan, and K. Scipal, "The Retrieval Concept of the Biomass Forest Biomass Prototype Processor", Published in: IGARSS 2018 - 2018 IEEE International Geoscience and Remote Sensing Symposium- IEEE Conference Publication, 05 November 2018, DOI: 10.1109/IGARSS.2018.8518434.
- [3] F. Wieland, H. Gueldner, and O. R. Hild, "Renewable energy and lightings - logically or artificially", International Conference on Renewable Energy Research and Applications (ICRERA), Nagasaki, pp. 1-5, doi:10.1109/ICRERA.2012.6477351. 11-14 November 2012.
- [4] M. Oku, T. Sakoda, N. Hayashi, and D. Tashima, "Basic characteristics of a heat and electricity combined generation system using biomass fuel," International Conference on Renewable Energy Research and Application (ICRERA), Milwaukee, WI, 2014, pp. 222-228; doi:10.1109/ICRERA.2014.7016560. 19-22 Oktober 2014.
- [5] M. Aziz, T. Oda, and T. Kashiwagi, "Novel power generation from microalgae: Application of different gasification technologies," International Conference on Renewable Energy Research and Applications (ICRERA), Palermo, pp. 745-749; doi: 10.1109/ICRERA.2015.7418510. 22-25 November 2015.
- [6] M. Aziz, T. Oda, T. Mitani, A. Uetsuji, and T. Kashiwagi, "Combined hydrogen production and power generation from microalgae," International Conference on Renewable Energy Research and Applications (ICRERA), Palermo, pp. 923-927; doi:10.1109/ICRERA.7418544. 22-25 November 2015.
- [7] E.K. Çoban, C. Gençoğlu, D. Kirman, O. Pinar, D. Kazan, and A.A. Sayar, "Assessment of the effects of medium composition on growth, lipid accumulation and lipid profile of *Chlorella vulgaris* as a biodiesel feedstock," International Conference on Renewable Energy Research and Applications (ICRERA), Palermo, pp. 793-796; doi: 10.1109/ICRERA.7418521. 22-25 November 2015.
- [8] K. Shi, S. Shao, Q. Huang, X. Liang, L. Jiang, and Y. Li, "Review of catalytic pyrolysis of biomass for bio-oil", Published in: 2011 International Conference on Materials for Renewable Energy & Environment-IEEE Conference Publication, pp. 317-321, 27 June 2011 DOI: 10.1109/ICMREE.2011.5930821.
- [9] K.E. Okedu, and M. Al-Hashmi, "Assessment of the Cost of various Renewable Energy Systems to Provide Power for a Small Community: Case of Bukha, Oman", International Journal of Smart Grid- ijSmartGrid, Vol.2, No.3, pp. 172-182, September 2018.
- [10] S. Jamilatun, Budhijanto, Rochmadi, A. Yuliestyan, H. Hadiyanto, and A. Budiman, "Comparative analysis between pyrolysis products of *Spirulina platensis* biomass and its residues," *Int. J. Renew. Energy Dev.*, vol. 8, no. 2, pp. 133-140, 2019.
- [11] N.B.D. Thi, C.Y. Lin, and G. Kumar, "Electricity generation comparison of food waste-based bioenergy with wind and solar powers: A mini-review," *Sustain. Environ. Res.*, vol. 26, no. 5, pp. 197-202, 2016.
- [12] H. Zhang, H. Lin, W. Wang, Y. Zheng, and P. Hu, "Hydroprocessing of waste cooking oil over a dispersed nanocatalyst: Kinetics study and temperature effect," *Appl. Catal. B Environ.*, vol. 150-151, pp. 238-248, 2014.
- [13] K. Ahmadou, M. Fujiwara, Y. Nakamura, K. Sato, H. Takami, K. Ahmadou, M. Fujiwara, Y. Nakamura, K. Sato, and H. Takami, "ILQ Optimal Voltage Control for Biomass Free-Piston Stirling Engine Generator System", International Journal of Smart Grid- ijSmartGrid, Vol.4, No.1, pp. 38-43, March 2020.
- [14] I. Mufandi, W. Treede, P. Singbua, and R. Suntivarakorn, "The Comparison of Bio-oil Production from Sugarcane Trash, Napier Grass, and Rubber Tree in The Circulating Fluidized Bed Reactor," *Eng. Manag. J.*, no. 4557, pp. 4557-4563, 2020.
- [14] A. Pattiya and S. Suttibak, "Fast pyrolysis of sugarcane residues in a fluidized bed reactor with a hot vapor filter," *J. Energy Inst.*, vol. 90, no. 1, pp. 110-119, 2017.
- [16] A.L. Ido, M.D.G. de Luna, D.C. Ong, and S.C. Capareda, "Upgrading of *Scenedesmus obliquus* oil to high-quality liquid-phase biofuel by nickel-impregnated

- biochar catalyst", *Journal of Cleaner Production*, vol. 209, no.1, pp. 1052-1060, 2019.
- [17] Y. Rahib, A. Elorf, B. Sarh, S. Bonnamy, J. Chaoufi, and M. Ezahri, "Experimental Analysis on Thermal Characteristics of Argan Nut Shell (ANS) Biomass as a Green Energy Resource", *Int. J. Renew. Energy Res.*, Vol.9, No.4, pp. 1606-1615, 2019.
- [18] S. Jamilatun, Budhijanto, Rochmadi, A. Yuliestyan, and A. Budiman, "Valuable chemicals derived from pyrolysis liquid products of *Spirulina platensis* residue," *Indones. J. Chem.*, vol. 19, no. 3, pp. 703–711, 2019.
- [19] X.J. Lee, H.C. Ong, Y.Y. Gan, W-H. Chen, T.M.I. Mahlia, "State of art review on conventional and advanced pyrolysis of macroalgae T and microalgae for biochar, bio-oil and bio-syngas production", *Energ. Convers. Manage.*, vol. 210, (2020), 112707.
- [20] R. Piloto-Rodríguez, Y. Sánchez-Borroto, E.A. Melo-Espinosa, and S. Verhelst, "Assessment of diesel engine performance when fueled with biodiesel from algae and microalgae: An overview," *Renew. Sustain. Energy Rev.*, vol. 69, pp. 833–842, 2017.
- [21] K. Chaiwong, T. Kiatsiriroat, N. Vorayos, and C. Thararax, "Study of bio-oil and bio-char production from algae by slow pyrolysis," *Biomass and Bioenergy*, vol. 56, pp. 600–606, 2013.
- [22] S. Jamilatun, Budhijanto, Rochmadi, and A. Budiman, "Thermal decomposition and kinetic studies of pyrolysis of *Spirulina platensis* residue," *Int. J. Renew. Energy Dev.*, vol. 6, no. 3, pp. 193–201, 2017.
- [23] S. Jamilatun, Budhijanto, Rochmadi, A. Yuliestyan, and A. Budiman, "Effect Of Grain Size, Temperature And Catalyst Amount On Pyrolysis Products Of *Spirulina platensis* Residue (Spr)," *Int. J. Technol.*, vol. 10, no. 3, pp. 541–550, 2019.
- [24] T. Suganya, M. Varman, H.H. Masjuki, and S. Renganathan, "Macroalgae and microalgae as a potential source for commercial applications along with biofuels production: A biorefinery approach," *Renew. Sustain. Energy Rev.*, vol. 55, pp. 909–941, 2016.
- [25] N. Zhao, Y. Jiang, M. Alvarado-Morales, L. Treu, I. Angelidaki, and Y. Zhang, "Electricity generation and microbial communities in a microbial fuel cell, powered by macroalgal biomass," *Bioelectrochemistry*, vol. 123, pp. 145–149, 2018.
- [26] F. Sotoudehniakarani, A. Alayat, and A. G. McDonald, "Characterization and comparison of pyrolysis products from fast pyrolysis of commercial *Chlorella Vulgaris* and cultivated microalgae," *J. Anal. Appl. Pyrol.*, vol. 139, pp. 258–273, 2019.
- [27] Q-V. Bach, and W-H. Chen, Pyrolysis characteristics and kinetics of microalgae via thermogravimetric analysis (TGA): A state-of-the-art review, *Bioresour. Technol.*, vol. 246, pp. 88–100, 2017.
- [28] Y. Xu, Y. Hu, Y. Peng, Y. Yao, Y. Dong, B. Yang, and R. Song, "Catalytic pyrolysis and liquefaction behavior of microalgae for bio-oil production," *Bioresour. Technol.*, vol. 300, 122665, 2020.
- [29] P. Basu, "Biomassa gasification and pyrolysis practical design and theory", Elsevier, The Boulevard, Langford Lane Kidlington, Oxford, UK, pp. 77-82, 2010.
- [30] Z. Yu, M. Dai, M. Huang, S. Fang, J. Xu, Y. Lin, and X. Ma, "Catalytic characteristics of the fast pyrolysis of microalgae over oil shale: analytical Py-GC/MS study" *Renew. Energy*, vol. 125, pp. 465–471, 2018.
- [31] Y.L. Tan, A.Z. Abdullah, and B.H. Hameed, "Catalytic fast pyrolysis of durian rind using silica-alumina catalyst: Effects of pyrolysis parameter", *Bioresour. Technol.*, 264, 198–205, 2018.
- [32] S. Jamilatun., A. Budiman, Anggorowati, H. Yuliestyan, A. Surya Pradana, Y. Budhijanto, and Rochmadi, "Ex-Situ Catalytic Upgrading of *Spirulina platensis* residue oil using silica alumina catalyst", *Int. J. Renew. Energy Res.* Vol. 9, No. 4, pp. 1733–1740, 2019.
- [33] A. Soria-verdugo, E. Goos, A. Morato-godino, N. García-hernando, and U. Riedel, "Pyrolysis of biofuels of the future: Sewage sludge and microalgae – Thermogravimetric analysis and modeling of the pyrolysis under different temperature conditions," *Energ. Convers. Manag.*, vol. 138, pp. 261–272, 2017.
- [34] A. Soria-verdugo, E. Goos, N. García-hernando, and U. Riedel, "Analyzing the pyrolysis kinetics of several microalgae species by various differential and integral iso-conversional kinetic methods and the Distributed Activation Energy Model," *Algal Res.*, vol. 32, pp. 11–29, 2018.
- [35] M. Gogoi, K. Konwari, N. Bhuyan, R.C. Borah, A.C. Kalita, H.P. Nath, and N. Saikia, "Assessments of pyrolysis kinetics and mechanisms of biomass residues using Thermogravimetry," *Bioresour. Technol. Reports*, vol. 4, pp. 40–49, 2018.
- [36] Z. Wang, Y. Jiang, F. Jin, C. Stampfl, M. A. Baiker, J. Huang, "Strongly enhanced acidity and activity of amorphous silica–alumina by formation of pentacoordinated AlV species," *J. Catal.*, vol. 372, pp. 1–7, 2019, doi: 10.1016/j.jcat.2019.02.007.
- [37] H. Yang, G. Ji, P. T. Clough, X. Xu, and M. Zhao, "Kinetics of catalytic biomass pyrolysis using Ni-based functional materials," *Fuel Process. Technol.*, vol. 195, pp. 1-9, 106145, 2019.
- [38] M. Sharifzadeh, M. Sadeqzadeh, M. Guo, T.N. Borhani N.V.S.N. Murthy Konda, and MC. Garcia, "The multi-scale challenges of biomass fast pyrolysis and bio-oil up-

- grading: Review of the state of art and future research directions”, *Prog Energy Combust Sci*, vol. 71, pp. 1–80. 2019.
- [39] X. Zhang, K. Rajagopalan, H. Lei, R. Ruan, and B.K. Sharma, “An overview of a novel concept in biomass pyrolysis: microwave irradiation”, *Sustainable Energy Fuels*, vol. 1, no. 8, pp.1664–1699, 2018.
- [40] K. Azizi, M. Keshavarz Moraveji, H. Abedini, and Najafabadi,”A review on bio-fuel pro-duction from microalgal biomass by using pyrolysis method. *Renew Sustain Energy Rev*, vol. 82, pp. 3046–3059, 2018.
- [41] G. Kumar, S. Shobana, W-H. Chen, Q-V. Bach S-H. Kim, A.E. Atabani, “A review of thermochemical conversion of microalgal biomass for biofuels: chemistry and processes”, *Green Chem*, vol. 19, no. 1, pp. 44–67, 2017.
- [42] L.A. Andrade, F.R.X. Batista, T.S. Lira, M.A.S. Barrozo, and L.G.M., Vieira, “Characterization and product formation during the catalytic and non-catalytic pyrolysis of the green microalgae *Chlamydomonas reinhardtii*”, *Renewable Energy*, vol. 119, pp. 731–40., 2018.