



International Journal of Advances in Intelligent Informatics

Volume 4 No 1, March 2018



Published by:



Accredited "A"
by Ministry of Research, Technology and Higher Education (RISTEK/Dikti)
Republic of Indonesia, Decree No. 51/M/RT/D/2017, December 4, 2017





International Journal of Advances in Intelligent Informatics
 ISSN 2442-6571 (print) 2548-3161 (online) | available at <http://ijain.org/index.php/IJAIN>

Member of   Accredited "1st" grade (SINTA 1) by Ministry of Research, Technology and Higher Education (Ristek/Dikti) of the Republic of Indonesia, Decree No. 30/E/KPT/2018, October 24, 2018 

Indexed in   Published by 

HOME ABOUT LOGIN REGISTER SEARCH CURRENT ARCHIVES ANNOUNCEMENTS EDITORIAL BOARD INDEXING EVENTS CONTACT

Home > About the Journal > **Editorial Team**

Editorial Team

Editor-in-Chief

Prof. Dr. Siti Mariyam Shamsuddin, (SCOPUS ID: 35619439200, Universiti Teknologi Malaysia), Malaysia

Managing Editor

Andri Pranolo, (SCOPUS ID : 56572821900, Universitas Ahmad Dahlan), Indonesia

Associate Editors

Assoc. Prof. Huynh Thi Thanh Binh, (SCOPUS ID: 16641940000, Hanoi University of Science and Technology (HUST)), Viet Nam
 Assoc. Prof. Dr. Roman Voliansky, (SCOPUS ID: 57190435082, Dniprovsky State Technical University), Ukraine
 Assoc. Prof. Rafał Dreżewski, (SCOPUS ID: 35567097300, AGH University of Science and Technology), Poland
 Assist. Prof. Prathamesh Padmakar Churi, (SCOPUS ID: 57188831747, SVKM's NMIMS Mukesh Patel School of Technology Management and Engineering), India
 Dr. Milad Yousefi, (SCOPUS ID: 55247052200, Universidade Federal do Rio Grande do Sul), Brazil
 Dr. Aji Prasetya Wibawa, (SCOPUS ID: 56012410400, Universitas Negeri Malang), Indonesia
 Dr. Atif A Khan, (SCOPUS ID: 50861341900, University of Chicago), United States
 Dr. Lala Septem Riza, (SCOPUS ID: 55243551900, Universitas Pendidikan Indonesia), Indonesia
 Dr. Dewi Octaviani, (SCOPUS ID: 56038749800, Universiti Teknologi Malaysia), Malaysia
 Dr. Havaluddin Havaluddin, (SOPUS ID: 56596793000, Universitas Mulawarman), Indonesia
 Dr. Anusua Ghosh, (SCOPUS ID: 55767760000, Univeristy of South Australia, Adelaide), Australia
 Dr Umni Rabaah Hashim, (SCOPUS ID: 55780796400, Universiti Teknikal Malaysia Melaka), Malaysia
 Dr. Abdulrazak Yahya Saleh, (SCOPUS ID: 55616317400, Universiti Malaysia Sarawak), Malaysia
 Dr. Kurnianingsih Kurnianingsih, (SCOPUS ID: 56347337900, Politeknik Negeri Semarang), Indonesia
 Leonel Hernandez, (SCOPUS ID: 57193734233, Institución Universitaria ITSA), Colombia
 Adhi Prahara, (SCOPUS ID: 57192985436, Universitas Ahmad Dahlan), Indonesia

Editorial Board Members

Prof. Dr. Noel Lopes, (Scopus ID: 7007150364, Polytechnic of Guarda), Portugal
 Prof. Dr. Shi-Jinn Horng, (SCOPUS ID: 35585485600, National Taiwan University Sains & Technology (NTUST)), Taiwan, Province of China
 Prof. Dr. Yves Rybarczyk, (SCOPUS ID: 6506582516, Universidad de las Americas), Ecuador
 Prof. Dr. Yezid Donoso, (SCOPUS ID: 6505915656, Universidad de los Andes), Colombia
 Prof. Dr. Abderrafiaa Koukam, (SCOPUS ID: 16319045500, Université de Technologie de Belfort-Montbéliard (UTBM)), France
 Prof. Riyanarto Sarno, Ph.D., (SCOPUS ID: 53264815700, Institut Teknologi Sepuluh Nopember (ITS)), Indonesia
 Prof. Dr. László Kovács, (SCOPUS ID: 7201471183, University of Miskolc), Hungary
 Assoc. Prof. Dr. Emanuele Menegatti, (SCOPUS ID: 7007056708, Università degli Studi di Padova, Padua), Italy
 Assoc. Prof. Dr. Amelia Ritahani Ismail, (SCOPUS ID: 36995749000, Department of Computer Science, International Islamic University Malaysia), Malaysia
 Assoc. Prof. Dr. Nishchal K. Verma, (SCOPUS ID: 8716349600, Indian Institute of Technology, Kanpur), India
 Dr. Arda Yunianta, (SCOPUS ID: 56272287200, Faculty of Computing and Information Technology, King Abdul aziz University), Saudi Arabia
 Dr. Lala Septem Riza, (SCOPUS ID: 55243551900, Universitas Pendidikan Indonesia), Indonesia
 Dr. Francisco Javier Rodriguez Diaz, (SCOPUS ID: 7402202941, Universidad de Granada), Spain
 Dr. Moslem Yousefi, (SCOPUS ID: 53985756300, Korea university), Korea, Republic of
 Dr. Daniaal Hooshyar, (SCOPUS ID: 56572940600, University of Tartu), Estonia
 Dr. Alejandro Rosales-Pérez, (SCOPUS ID: 8940887100, Tecnológico de Monterrey, School of Science and Engineering, Monterrey), Mexico
 Dr. Esa Prakasa, (SCOPUS ID: 35424564900, Research Center for Informatics LIPI), Indonesia
 Dr. Shafaatunnur Hasan, (SCOPUS ID: 56678965900, Universiti Teknologi Malaysia), Malaysia

Copy Editor

Dr. Mohammad Syafrullah, (SOPUS ID: 36057481500, Universitas Budi Luhur), Indonesia
 Dr. Anusua Ghosh, (SCOPUS ID: 55767760000, Univeristy of South Australia, Adelaide), Australia
 Ahmad Azhari, (SCOPUS ID: 57204199797, Universitas Ahmad Dahlan), Indonesia
 Indra Riyanto, (SOPUS ID: 57192105505, Universitas Budi Luhur), Indonesia

Proofreader

Dewi Pramudi Ismi, (SCOPUS ID: 57193734238, Universitas Ahmad Dahlan), Indonesia
 Tuti Purwaningsih, (SCOPUS ID: 57193434157, Universitas Islam Indonesia), Indonesia
 Murein Mardhia, (SCOPUS ID: 56180683300, Universitas Ahmad Dahlan), Indonesia

Layout Editor

Nuril Anwar, (SCOPUS ID: 57204195043, Universitas Ahmad Dahlan), Indonesia



International Journal of Advances in Intelligent Informatics

ISSN 2442-6571 (print) | 2548-3161 (online)

Organized by Informatics Department - Universitas Ahmad Dahlan, UTM Big Data Centre - Universiti Teknologi Malaysia, and ASCEE Computer Society

Published by Universitas Ahmad Dahlan

W: <http://ijain.org>

E: ijain@uad.ac.id (paper handling issues)

info@ijain.org, andri.pranolo.id@ieee.org (publication issues)

00406584 View IJAIN Stats

QUICK MENU

Editorial Team

Reviewer

Focus and Scope

Author Guidelines

Publication Ethics

Open Access Policy

Peer Review Process

Online Submission

Author(s) Fee

Contact

USER

Username

Password

Remember me

Login

TEMPLATE



JOURNAL CONTENT

Search

Search Scope

All

Search

Browse

▶ By Issue

▶ By Author

▶ By Title

TOOLS

 MENDELEY

SCREENED BY  iThenticate
Professional Plagiarism Prevention

 grammarly

CURRENT INDEXING

 Scopus®




This work is licensed under a Creative Commons Attribution-ShareAlike 4.0



REQUEST INDEXING

- ▶ **SCOPUS (ACCEPTED)**
 - ▶ Submission Received : **July 26, 2017**
 - ▶ Submission Accepted : **June 5, 2018**
 - ▶ **SCOPUS** Citation Analysis
- ▶ **Web of Science**
 - ▶ Latest submission : June 11, 2018
 - ▶ **Web of Science** Citation Analysis
- ▶ **IET INSPEC**
 - ▶ Added to review : **June 5, 2018**
- ▶ **COMPENDEX**
 - ▶ Submission Received : **October 15, 2017**

CROSSREF



INFORMATION

- ▶ For Readers
- ▶ For Authors
- ▶ For Librarians

ISSN BARCODE




ISSN Online



ISSN Print

CURRENT ISSUE



KEYWORDS

CNN Classification Computer vision **Deep learning** EEG Feature selection GPU Genetic algorithm Green turtle Iris recognition MSE Machine Learning Machine learning **Neural network** Ontology Optimization RBFNN Recognition system Scheduling Support Vector Machines (SVM) feature selection

Home > Archives > **Vol 5, No 1 (2019)**

Vol 5, No 1 (2019): March 2019

Table of Contents

Articles

The use of radial basis function and non-linear autoregressive exogenous neural networks to forecast multi-step ahead of time flood water level

- (1) Amrul Faruq (University of Muhammadiyah Malang, Indonesia)
- (2) Shahrum Shah Abdullah (Department of Electronics System and Electrical Engineering, Malaysia-Japan International Institute of Technology, Universiti Teknologi Malaysia, Malaysia)
- (3) Aminaton Marto (Department of Environmental Engineering and Green Technology, Malaysia-Japan International Institute of Technology, Universiti Teknologi Malaysia, Malaysia)
- (4) Mohd Anuar Abu Bakar (Department of Electronics System and Electrical Engineering, Malaysia-Japan International Institute of Technology, Universiti Teknologi Malaysia, Malaysia)
- (5) Shamsul Faisal Mohd Hussein (Department of Electronics System and Electrical Engineering, Malaysia-Japan International Institute of Technology, Universiti Teknologi Malaysia, Malaysia)
- (6) Che Munira Che Razali (Department of Electronics System and Electrical Engineering, Malaysia-Japan International Institute of Technology, Universiti Teknologi Malaysia, Malaysia)

10.26555/ijain.v5i1.280 Views of Abstract: 1289 | PDF: 386

Estimating the function of oscillatory components in SSA-based forecasting model

- (1) Winita Sulandari (Department of Mathematics, Universitas Gadjah Mada, Indonesia)
- (2) Subanar Subanar (Department of Mathematics, Universitas Gadjah Mada, Indonesia)
- (3) Suhartono Suhartono (Department of Statistics, Institut Teknologi Sepuluh Nopember, Indonesia)
- (4) Herni Utami (Department of Mathematics, Universitas Gadjah Mada, Indonesia)
- (5) Muhammad Hisyam Lee (Department of Mathematical Sciences, Universiti Teknologi Malaysia, Malaysia)

10.26555/ijain.v5i1.312 Views of Abstract: 752 | PDF: 220

Fast and stable direct relative orientation of UAV-based stereo pair

- (1) Martinus Edwin Tjahjadi (National Institute of technology (ITN) Malang, Indonesia)
- (2) Fransisca Dwi Agustina (National Institute of technology (ITN) Malang, Indonesia)

10.26555/ijain.v5i1.327 Views of Abstract: 1793 | PDF: 1481

Hierarchical multi-label news article classification with distributed semantic model based features

- (1) Ivana Clairine Irsan (Institut Teknologi Bandung, Indonesia)
- (2) Masayu Leylia Khodra (Institut Teknologi Bandung, Indonesia)

10.26555/ijain.v5i1.168 Views of Abstract: 2200 | PDF: 252

AncDE with gaussian distribution for numerical optimization problem

- (1) Siti Khadijah Mohd Salleh (Universiti Teknikal Malaysia Melaka, Malaysia)
- (2) Siti Azirah Asmai (Universiti Teknikal Malaysia Melaka, Malaysia)
- (3) Zuraida Abal Abas (Universiti Teknikal Malaysia Melaka, Malaysia)
- (4) Abdul Samad Shihghatullah (UCSI University Kuala Lumpur, Malaysia)
- (5) Diarmuid O'Donoghue (Maynooth University, Ireland)

10.26555/ijain.v5i1.258 Views of Abstract: 787 | PDF: 145

Modified balanced random forest for improving imbalanced data prediction

- (1) Zahra Putri Agusta (Surya University, Indonesia)
- (2) Adiwijaya Adiwijaya (Telkom University, Indonesia)

10.26555/ijain.v5i1.255 Views of Abstract: 1319 | PDF: 257

Multilevel thresholding hyperspectral image segmentation based on independent component analysis and swarm optimization methods

- (1) Murinto Murinto (Informatics Department, Universitas Ahmad Dahlan, Indonesia)
- (2) Nur Rochmah Dyah Puji Astuti (Informatics Department, Universitas Ahmad Dahlan, Indonesia)
- (3) Murein Miksa Mardhia (Informatics Department, Universitas Ahmad Dahlan, Indonesia)

10.26555/ijain.v5i1.311 Views of Abstract: 741 | PDF: 203

QUICK MENU

[Editorial Team](#)

[Reviewer](#)

[Focus and Scope](#)

[Author Guidelines](#)

[Publication Ethics](#)

[Open Access Policy](#)

[Peer Review Process](#)

[Online Submission](#)

[Author\(s\) Fee](#)

[Contact](#)

USER

Username

Password

Remember me

TEMPLATE



JOURNAL CONTENT

Search

Search Scope

Browse

- [By Issue](#)
- [By Author](#)
- [By Title](#)

TOOLS



CURRENT INDEXING



International Journal of Advances in Intelligent Informatics

ISSN 2442-6571 (print) | 2548-3161 (online)

Organized by Informatics Department - Universitas Ahmad Dahlan, UTM Big Data Centre - Universiti Teknologi Malaysia, and ASCEE

Computer Society

Published by Universitas Ahmad Dahlan

W: <http://ijain.org>

E: ijain@uad.ac.id (paper handling issues)









info@ijain.org, andri.pranolo.id@ieee.org (publication issues)



00406583 View IJAIN Stats



This work is licensed under a Creative Commons Attribution-ShareAlike 4.0











More Abstracting & Indexing...

REQUEST INDEXING

- ▶ **SCOPUS (ACCEPTED)**
 - ▶ Submission Received : **July 26, 2017**
 - ▶ Submission Accepted : **June 5, 2018**
 - ▶ **SCOPUS** Citation Analysis
- ▶ **Web of Science**
 - ▶ Latest submission : June 11, 2018
 - ▶ **Web of Science** Citation Analysis
- ▶ **IET INSPEC**
 - ▶ Added to review : **June 5, 2018**
- ▶ **COMPENDEX**
 - ▶ Submission Received : **October 15, 2017**

CROSSREF



INFORMATION

- ▶ For Readers
- ▶ For Authors
- ▶ For Librarians

ISSN BARCODE



ISSN Online



ISSN Print


CURRENT ISSUE

- ATOM 1.0
- RSS 2.0
- RSS 1.0

KEYWORDS

CNN Classification Computer vision **Deep learning** EEG Feature selection GPU Genetic algorithm Green turtle Iris recognition MSE Machine Learning Machine learning **Neural network** Ontology Optimization RBFNN Recognition system Scheduling Support Vector Machines (SVM) feature selection

Multilevel thresholding hyperspectral image segmentation based on independent component analysis and swarm optimization methods



Murinto ^{a,1,*}, Nur Rochmah Dyah Puji Astuti ^{a,2}, Murein Miksa Mardhia ^{a,3}

^aInformatics Department, Universitas Ahmad Dahlan, Yogyakarta, Indonesia

¹ murintokusno@tif.uad.ac.id; ² rochmadhyah@tif.uad.ac.id; ³ murein.miksa@tif.uad.ac.id

* corresponding author

ARTICLE INFO

Article history

Received December 30, 2018

Revised March 14, 2019

Accepted March 26, 2019

Available online March 31, 2019

Keywords

Darwinian particle swarm

Optimization

FODPSO

Hyperspectral Image

Multi-level thresholding

Particle swarm optimization

ABSTRACT

High dimensional problems are often encountered in studies related to hyperspectral data. One of the challenges that arise is how to find representations that are accurate so that important structures can be cleared easily. This study aims to process segmentation of hyperspectral image by using swarm optimization techniques. This experiments use Aviris Indian Pines hyperspectral image dataset that consist of 103 bands. The method used for segmentation image is particle swarm optimization (PSO), Darwinian particle swarm optimization (DPSO) and fractional order Darwinian particle swarm optimization (FODPSO). Before process segmentation image, the dimension of the hyperspectral image data set are first reduced by using independent component analysis (ICA) technique to get first independent component. The experiments show that FODPSO method is better than PSO and DPSO, in terms of the average CPU processing time and best fitness value. The PSNR and SSIM values when using FODPSO are better than the other two swarm optimization methods. It can be concluded that FODPSO has better in order to obtain segmentation results compared to the previous method.



This is an open access article under the [CC-BY-SA](https://creativecommons.org/licenses/by-sa/4.0/) license.



1. Introduction

A hyperspectral image is an image that has hundreds of bands with very high spectral resolution. It's range from visible light to infrared [1]. Hyperspectral image is very suitable for images classification from the earth's surface because of very detailed. In the recent years, many researchers use hyperspectral image for their research, and the results are satisfying. The problem faced when using hyperspectral image data is its high dimensions, so the calculation process takes a long time. The transformation image dataset from original dataset is often used to describe dataset in order to obtain a relatively simple method of calculation. Some well-known linear transformation methods are principal component analysis (PCA) [2][3], linear discriminant analysis (LDA) [4]. The PCA method, independent component analysis (ICA) [5]–[7], discriminant independent component analysis (DICA) [8] and non-negative matrix factorization (NMF) [9] have been widely used for low-dimensional feature extraction from sensory raw data.

Reducing the dimensions of high data to a lower dimension of data is the existence of a problem of 'curse of dimensionality'. This event resulted in changes in dimensions which tended to increase exponentially. High-dimensional data when processed directly will result in long processing times and tend to require expensive costs. Some data dimension reduction techniques that are used by researchers

include principal component analysis (PCA), linear discriminant analysis (LDA), and independent component analysis (ICA) [10]–[13].

ICA extracts a series of statistically independent features, where this application is broad in the field of blind signal separation and feature extraction. Some approaches that have been used to extract ICA features include Infomax and the most popular FastICA algorithm. The Infomax algorithm works by maximizing entropy which is transformed non-linearly from the ICA network output, FastICA originates an update rule by maximizing the negentropy of ICA network output.

A process of dividing digital images into several regions or objects is namely image segmentation. The object provides more information that is more useful than just single pixels. Image segmentation plays an important role in remote sensing analysis. For example, when we want the classification result to increase, classification that integrated spectral and spatial information, segmentation process needs to be done [14]–[16]. One method of image segmentation that is often used is thresholding [17]. There are two types of thresholding technique, namely property-based thresholding and optimal thresholding methods. Several techniques have been proposed that are related to optimal thresholding using bi-level thresholding which can eventually be expanded into multi-level thresholding. One of techniques that is widely used is bio-inspired algorithms, namely particle swarm optimization (PSO) [18][19], Darwinian PSO derivatives (DPSO) [20], and Fractional Orders DPSO (FODPSO) which is a special case of the DPSO by Pires *et al.* [21] and Couceiro *et al.* [22].

This study aims to conduct a better process of the segmentation of hyperspectral image data through the application of the ICA dimension reduction method and the use of swarm optimization (PSO, DPSO, and FODPSO) techniques to segment hyperspectral image dataset. In addition, this study will evaluate the three swarm optimization techniques, which technique is better when used in the process of segmentation of hyperspectral images through segmentation evaluation.

2. Method

2.1. Multi-level Thresholding Image Segmentation

The first step to success in the object recognition is segmentation. The quality of the end product depends largely on quality of segmentation method itself. There are various kinds of techniques for image segmentation. Commonly, segmentation techniques can be classified in thresholding, edge-based, region growing and clustering methods [23] [24]. Thresholding in an image for a certain T threshold will partition image I into different subregions based on the value of T . In a non-parametric approach, the threshold is determined to ensure that the image histogram meets criteria based on inter-class variance [25] or based on entropy criteria [26].

At bi-level thresholding, the pixels of gray level image below the value of Th will be assigned to one group K_0 , while m pixels t with gray levels above Th , will be included in another group, K_1 . At the end of the thresholding process I image will be grouped into two groups. If I image is assumed to be represented by the L gray level, then the bi-level thresholding can be defined as the equation:

$$K_0 = \{g(x,y) \in I | 0 \leq g(x,y) \leq Th - 1\} \quad (1)$$

$$K_1 = \{g(x,y) \in I | 0 \leq g(x,y) \leq Th - 1\} \quad (2)$$

Multilevel thresholding uses more than one threshold value and produces an image with several groups.

$$K_0 = \{g(x,y) \in I | 0 \leq g(x,y) \leq Th_1 - 1\} \quad (3)$$

$$K_1 = \{g(x,y) \in I | Th_1 \leq g(x,y) \leq Th_2 - 1\} \quad (4)$$

$$K_i = \{g(x,y) \in I | Th_i \leq f(x,y) \leq Th_{i+1} - 1\} \quad (5)$$

$$K_n = \{g(x, y) \in I | Th_n \leq f(x, y) \leq L - 1\} \quad (6)$$

where $Th_i = 1, 2, \dots, n$ the threshold value, while n is the number of thresholds.

The Otsu method is a non-parametric method used in image segmentation. Imagery is divided into different classes so that the variance between the classes is maximal. In his research, Otsu [25] defines variance between classes as the sum of Sigma functions of each class, which are written as equations:

$$g(t) = \sigma_0 + \sigma_1 \quad (7)$$

$$\sigma_0 = w_0 + (\mu_0 - \mu_A)^2, \quad \sigma_1 = w_1 + (\mu_1 - \mu_A)^2 \quad (8)$$

where μ_T is average of intensity original image. Mean level n *bi-level thresholding* for each class (μ_i) is written as:

$$\mu_0 = \sum_{i=0}^{T-1} \frac{ip_i}{w_0} \quad (9)$$

$$\mu_1 = \sum_{i=T}^{L-1} \frac{ip_i}{w_1} \quad (10)$$

The optimal threshold is obtained from the maximization function between class variances, which is written as an equation:

$$T^* = \operatorname{argmax} g(t) \quad (11)$$

In the multi-level thresholding problem, the Otsu method can be written as:

$$\sigma_0 = w_0 + (\mu_0 - \mu_A)^2 \quad (12)$$

$$\sigma_1 = w_1 + (\mu_1 - \mu_A)^2 \quad (13)$$

$$\sigma_j = w_j + (\mu_j - \mu_A)^2 \quad (14)$$

$$\sigma_m = w_m + (\mu_m - \mu_A)^2 \quad (15)$$

In multi-level thresholding, mean level value of each class (μ_i) can be written as:

$$\mu_0 = \sum_{i=0}^{T_1-1} \frac{ip_i}{w_0} \quad (16)$$

$$\mu_1 = \sum_{i=T_1}^{T_2-1} \frac{ip_i}{w_1} \quad (17)$$

$$\mu_j = \sum_{i=T_j}^{T_{j+1}-1} \frac{ip_i}{\mu_j} \quad (18)$$

$$\mu_m = \sum_{i=T_n}^{L-1} \frac{ip_i}{\mu_n} \quad (19)$$

The optimal threshold value is obtained by maximizing variance among existing classes, which are written as equations:

$$T^* = \operatorname{argmax} (\sum_{i=0}^n \sigma_i) \quad (20)$$

2.2. Swarm Optimization Methods

2.2.1. Particle Swarm Optimization (PSO)

Particle swarm optimization (PSO) technique was first introduced by Kennedy and Eberhart [18]. PSO is included in a type of stochastic based optimization that mimics the behavior of a group of flocks or birds or social behavior in a group of living things. The basic idea of PSO is to involve a scenario where a flock of birds in search of food sources in an area. All birds do not know exactly where the food is located. In the each iteration they will find out how far the food will be found. The best strategy will be followed by birds that are close to food and also from the best position previously achieved. PSO is built with the concept of optimization through a particle swarm. PSO is included in one of the multi-agent based parallel search techniques. A swarm particle is maintained and each particle represents a parallel solution in a swarm. The whole particle will fly in a multidimensional search space through adjusting their position and speed based on the experiences of themselves and their neighbors.

The original PSO algorithms are written in the form of speed update equations (position updated) and position updates [19] as shown in equations (21) and equation (22) respectively.

$$v_{ij}^{t+1} = v_{ij}^t + c_1 r_{1j}^t * (P_{best,i}^t - x_{ij}^t) + c_2 r_{2j}^t * (G_{best} - x_{ij}^t) \quad (21)$$

$$x_{ij}^{t+1} = x_{ij}^t + v_{ij}^{t+1} \quad (22)$$

The algorithm is controlled through individual experience (*best position*), and overall experience (*best global*) and current movements of particles to determine their next position in the search space. Experiences are accelerated through two factors of acceleration constants c_1 and c_2 and two random numbers r_1, r_2 that are generated with range values between 0 and 1. Population initials (swarm) are N size and dimension D is denoted as $x = [x_1, x_2, \dots, x_N]^T$. Each individual (particle) $x_i (i = 1, 2, 3, \dots, N)$ given as $x_i = [x_{i1}, x_{i2}, \dots, x_{iD}]$, the initial velocity is denoted as $v = [v_1, v_2, \dots, v_N]^T$. Then, the velocity of each particle $x_i (i = 1, 2, 3, \dots, N)$ given as $v_i = [v_{i1}, v_{i2}, \dots, v_{iD}]$. While i index have values from 1 to N and j index have values from 1 to D .

In equation (21) consists of three parts, namely the first part, is part of momentum. The speed changes from the current speed without being sudden. This section increases the global search capabilities of particles through prevention so that particles do not converge too fast. The second part is a cognitive part that represents how particles learn from flying experiences that have been done before. The third part is a social part that represents how the particles learn from the learning experience of the group.

The basic modification of the PSO algorithm that is usually carried out includes how to increase the speed of convergence, control trade-offs of exploration and exploitation, overcome the problems of stagnation of convergence or premature, flanking techniques, technique of boundary value problems, initial and final conditions. In PSO, particle speed is very important. At each step of the PSO process, all particles are processed through speed adjustments for each particle movement in each dimension of the search space. There are two characteristics in PSO, namely exploration and exploitation. Exploration is the ability to explore different areas in the search space in order to get optimal good, while exploitation is the ability to focus searches in the search area to improve expected solutions. When the speed increases, the position of the particles will be updated quickly.

2.2.2. Darwinian Particle Swarm Optimization (DPSO)

A common problem with the optimization algorithm is to get stuck on the optimal local. Certain algorithms can work well on one problem but may fail on another. In the implementation of the PSO, a flock of completion of the test is utilized. For applying natural selection with a single herd, the algorithm must detect when stagnation has occurred. In searching for a natural selection model that is better to use the PSO algorithm, a derivative of PSO named Darwinian Particle Swarm Optimization (DPSO) is introduced by Tillet *et al.* [20]. Many researcher have been using DPSO methods in their

research [14], [15], [27]. Each swarm individually performs like a normal PSO algorithm where natural selection (Darwinian principles of survival of the fittest) is used to increase the ability to distance themselves from local optima. When search tends to be optimal locally, searches in that area are only discarded and other regions are searched instead. In this approach, at each step, the herd that gets better is rewarded (extending the life of the particle or spawning new offspring) and the herd stagnates (reducing the life of the herd or removing particles). To analyze the general state of each herd, the suitability of all particles is evaluated and the environment and the best individual position of each particle are updated. If a new global solution is found, new particles will appear. Particles are removed if the flock fails to find the conditions more suitable for a number of steps specified.

Some simple rules are followed to remove flocks, remove particles, and spawn new flocks and new particles: i) when the herd population is below the minimum, the herd is removed; and ii) the worst performing particles in the herd are removed when the maximum number of steps (counter search SC_c^{max}) without increasing the fitness function is reached. After the removal of particles, instead of being set to zero, the counter is reset to a value close to the threshold number, according to the equation:

$$SC_c(N_{kill}) = SC_c^{max} \left[1 - \frac{1}{N_{kill}+1} \right] \quad (22)$$

Where is N_{kill} as the number of particles removed from swarms during periods where there is no increase in fitness. To spawn a new herd, a swarm of particles must never be removed and the maximum number of herds cannot be exceeded. However, new herds are only made with probabilities $p = f / NS$, with f are random numbers in $[0, 1]$ and NS number of herds. This factor avoids the creation of new herds when there are many herds. A particle pops up whenever a swarm of swarm reaches a new global best and a maximum population defined from a new swarm is not reached.

2.2.3. Fractional Order Darwinian Particle Swarm Optimization (FODPSO)

Fractional order Darwinian particle swarm optimization (FODPSO) introduced by Pires *et al.* [21]. This method is one of the extensions of Darwinian particle swarm optimization (DPSO). DPSO technique is based on fractional calculus (FC). The fractional concept is a derivative of Grunwald Letnikov, where is equation can be written as in (23) [21].

$$D^\alpha [y(t)] = \lim_{i \rightarrow 0} \left[\frac{1}{i^\alpha} \sum_{m=0}^{\infty} \frac{(-1)^m \Gamma(\alpha+1) y(t-mi)}{\Gamma(m+1) \Gamma(\alpha-m+1)} \right] \quad (23)$$

where α is fractional coefficient, $\alpha \in \mathcal{C}$ fractional coefficient, Γ is the Gamma function and $y(t)$ is a signal. In discrete time, a signal $D^\alpha [y(t)]$ is defined as Equation (24).

$$D^\alpha [y(t)] = \frac{1}{T^\alpha} \sum_{m=0}^r \frac{(-1)^m \Gamma(\alpha+1) y(t-mT)}{\Gamma(m+1) \Gamma(\alpha-m+1)} \quad (24)$$

A sample period is represented by T and r which is the 'truncate'. From PSO equation (21) is obtained from FODPSO as written equation (25).

$$D^\alpha [v_{i+1}^n] = c_1 r_1 (\bar{g}_i^n - x_i^n) + c_2 r_2 (\bar{x}_i^n - x_i^n) + c_3 r_3 (\bar{n}_i^n - x_i^n) \quad (25)$$

The FODPSO speed update equation becomes the equation (26).

$$v_{i+1}^n = \alpha v_i^n + \frac{1}{2} \alpha v_{i-1}^n + \frac{1}{6} \alpha (1 - \alpha) v_{i-2}^n + \frac{1}{24} \alpha (1 - \alpha) (2 - \alpha) v_{i-3}^n + c_1 r_1 (\bar{g}_i^n - x_i^n) + c_2 r_2 (\bar{x}_i^n - x_i^n) + c_3 r_3 (\bar{n}_i^n - x_i^n) \quad (26)$$

The DPSO is seen as a special case from FODPSO where $\alpha = 1$.

2.3. Evaluation of Performance

Evaluation of performance for optimization algorithm used in image segmentation in the proposed research will be compared through several quality measure values [28]–[31]. First, measuring of the similarity segmented images and reference images (pre-segmented imagery) is used the peak signal to noise ratio (PSNR) index, which is based on the results of the MSE (mean square error), where MSE is calculated from the average squared intensity original image and pixel image produced. The values of MSE and PSNR are defined in equations (27) and equations (28).

$$MSE = \frac{1}{MN} \sum_{i=1}^M \sum_{j=1}^N (x(i,j) - y(i,j))^2 \quad (27)$$

where the original image represented by $x(i,j)$ and the segmented image represented by $y(i,j)$. Whereas the pixel position image represented by i and j that has the size of $M \times N$. A mathematical measure of image quality is Signal-to-noise ratio (SNR) that is based on the difference in pixels between two images. The size of the SNR is an estimate of the image quality of the segmentation compared to the original image. PSNR is defined as equation (28).

$$PSNR(dB) = 10 \log_{10} \frac{s^n}{MSE} \quad (28)$$

where $s=255$ for an 8-bit image (grayscale). PSNR is basically an SNR when all pixel values are the maximum possible value [32]. Second, the Structural similarity index metric (SSIM) index introduced by Wang (2002) introduces where the average of the structural similarity index is calculated as follows:

- (i). The original image and segmentation image are divided into 8×8 size blocks and then the block is converted into vector-vector.
- (ii). Two Means and two Standard deviations and one covariance are calculated using equations (29), (30) and (31).

$$\mu_x = \frac{1}{N} \sum_{i=1}^N x_i, \quad \mu_y = \frac{1}{N} \sum_{i=1}^N y_i \quad (29)$$

$$\sigma_x^2 = \frac{1}{N-1} \sum_{i=1}^N (x_i - \bar{x})^2, \quad \sigma_y^2 = \frac{1}{N-1} \sum_{i=1}^N (y_i - \bar{y})^2 \quad (30)$$

$$\sigma_{xy} = \frac{1}{N-1} \sum_{i=1}^N (x_i - \bar{x})(y_i - \bar{y}) \quad (31)$$

- (iii). Structural similarity index metric (SSIM) between image x and image y are computed using equation (32).

$$SSIM(x, y) = \frac{(2\mu_x\mu_y + c_1)(2\sigma_{xy} + c_2)}{(\mu_x^2 + \mu_y^2 + c_1)(\sigma_x^2 + \sigma_y^2 + c_1)} \quad (32)$$

where c_1 and c_2 are constants.

3. Results and Discussion

Experiments of fitness criteria based on between-class variance are maximized to build optimal image segmentation. PSO, DPSO, and FODPSO use the same criteria. Multi-level thresholding of image segmentation is done using these three techniques. In Table 1 the fitness ratio and optimal threshold values of Aviris Indian Pines imagery are obtained from PSO, DPSO, and FODPSO techniques in the between-class variance (Otsu's problem) criteria. While Table 2 shows the PSNR and SSIM values for Aviris Indian Pines Image that have been done in this experiment. In this experiment m is a level threshold.

Table 1 shown that when the level used is $m = 2$ for Indian Pines Aviris image dataset, the fitness value for the PSO, DPSO and FODPSO method is 1.1857, the optimal threshold is 133. While at level $m = 12$, the fitness value for the three methods the value is 1.2988 while the optimal threshold value varies for the three methods

Table 1. Comparison of Fitness and Threshold Values Using PSO, DPSO and FODPPSO Methods for Otsu's criteria for Aviris Indian Pines Image

Level (m)	Fitness			Threshold		
	PSO	DPSO	FODPSO	PSO	DPSO	FODPSO
2	1.1857	1.1857	1.1857	133	133	133
4	1.2849	1.2849	1.2849	45, 128, 211	49, 129, 212	46, 129, 212
8	1.2971	1.2971	1.2971	17, 53, 88, 129, 162, 200, 236	18, 55, 90, 126, 163, 200, 236	18, 54, 89, 125, 163, 200, 236
12	1.2988	1.2988	1.2988	10, 30, 50, 72, 93, 114, 139, 163, 190, 215, 241	10, 31, 52, 73, 94, 115, 140, 166, 193, 218, 242	12, 36, 60, 84, 106, 129, 151, 173, 197, 219, 241

Table 2. Size of PSNR and SSIM from Aviris Indian Pines Image Segmentation Results with the Best Threshold of the Otsu's Criteria

Level (m)	PSNR			SSIM		
	PSO	DPSO	FODPSO	PSO	DPSO	FODPSO
2	9.0557	9.0557	9.0557	0.6364	0.6364	0.6364
4	16.9856	17.1180	17.1180	0.9082	0.9075	0.9075
8	23.9762	23.9762	24.0058	0.9773	0.9770	0.9771
12	27.0211	27.0211	27.4479	0.9898	0.9901	0.9892













CPU processing time of the dataset used in this experiment was tested on the PSO and DPSO, FODPSO algorithms respectively for thresholding levels of 2, 4, 8 and 12. Average CPU processing time was obtained from 20 runs can be seen in Table 3. Table 4 shows results of Aviris Indian Pines image segmentation based on multi-level thresholding using swarm optimization techniques including PSO, DPSO, and FODPSO.

Table 3. Average CPU Processing Time PSO, DPSO and FODPSO

Level (m)	DPSO	PSO	FODPSO
2	2.5228	2.8200	1.0950
4	2.8900	3.1010	2.0010
8	9.9800	10.7517	5.5246
12	12.8565	13.1281	5.8265

In Table 3, it can be seen that the CPU processing time for FODPSO is smaller than the other two methods, PSO and DPSO. At level $m = 2$ processing time for PSO, DPSO and FODPSO methods are 2.8200 seconds, 2.5228 and 1.0950 seconds respectively. In summary, at all levels, the FODPSO process time is the lowest compared to the others.

Table 4. Results of Multi-level Thresholding for Image Aviris Indian Pines Segmentation Using PSO, DPSO, and FODPSO

Level (m)	PSO	DPSO	FODPSO
2			
4			
8			
12			

4. Conclusion

From the results of the experiment and evaluation of the research, it can be concluded that ICA technique and swarm optimizations has been implemented on the dataset of RGB images and hyperspectral images. Image segmentation is done using the particle swarm optimization (PSO), Darwinian particle swarm optimization (DPSO) and fractional order Darwinian particle swarm optimization (FODPSO). The experimental results show that FODPSO is better than PSO and DOPSO in the context of fitness value and processing time of CPU.

Acknowledgment

This research is funded by The Research Institution of Universitas Ahmad Dahlan through the Competitive Research Grant scheme in 2018 with contract number: PHB-197/LPP-UAD/III/2018.

References

- [1] J. A. Richards, "Analysis of remotely sensed data: the formative decades and the future," *IEEE Trans. Geosci. Remote Sens.*, vol. 43, no. 3, pp. 422–432, Mar. 2005, doi: [10.1109/TGRS.2004.837326](https://doi.org/10.1109/TGRS.2004.837326).
- [2] C. M. Bishop, *Pattern recognition and machine learning*. Springer, 2006, available at: [Google Scholar](https://scholar.google.com/).
- [3] Murinto and N. R. Dyah, "Feature reduction using the minimum noise fraction and principal component analysis transforms for improving the classification of hyperspectral images," *Asia-Pacific J. Sci. Technol.*, vol. 22, no. 1, 2017, doi: [10.14456/apst.2017.5](https://doi.org/10.14456/apst.2017.5).
- [4] R. O. Duda, P. E. Hart, and D. G. Stork, *Pattern classification*. John Wiley & Sons, 2012, available at: [Google Scholar](https://scholar.google.com/).
- [5] A. Hyvärinen, J. Karhunen, and E. Oja, *Independent Component Analysis*, 2001, doi: [10.1002/0471221317](https://doi.org/10.1002/0471221317).
- [6] Murinto and A. Harjoko, "Dataset feature reduction using independent component analysis with contrast function of particle swarm optimization on hyperspectral image classification," in *2016 2nd International Conference on Science in Information Technology (ICSITech)*, 2016, pp. 285–290, doi: [10.1109/ICSITech.2016.7852649](https://doi.org/10.1109/ICSITech.2016.7852649).
- [7] N. Falco, L. Bruzzone, and J. A. Benediktsson, "An ICA based approach to hyperspectral image feature reduction," in *2014 IEEE Geoscience and Remote Sensing Symposium*, 2014, pp. 3470–3473, doi: [10.1109/IGARSS.2014.6947229](https://doi.org/10.1109/IGARSS.2014.6947229).
- [8] C. S. Dhir, J. Lee, and S.-Y. Lee, "Extraction of independent discriminant features for data with asymmetric distribution," *Knowl. Inf. Syst.*, vol. 30, no. 2, pp. 359–375, Feb. 2012, doi: [10.1007/s10115-011-0381-9](https://doi.org/10.1007/s10115-011-0381-9).
- [9] D. D. Lee and H. S. Seung, "Algorithms for Non-negative Matrix Factorization," in *Advances in Neural Information Processing Systems 13*, T. K. Leen, T. G. Dietterich, and V. Tresp, Eds. MIT Press, 2001, pp. 556–562, available at: <http://papers.nips.cc/paper/1861-algorithms-for-non-negative-matrix-factorization.pdf>.
- [10] P. Deepa and K. Thilagavathi, "Feature extraction of hyperspectral image using principal component analysis and folded-principal component analysis," in *2015 2nd International Conference on Electronics and Communication Systems (ICECS)*, 2015, pp. 656–660, doi: [10.1109/ECS.2015.7124989](https://doi.org/10.1109/ECS.2015.7124989).
- [11] K. Zhang and L.-W. Chan, "Dimension reduction as a deflation method in ICA," *IEEE Signal Process. Lett.*, vol. 13, no. 1, pp. 45–48, Jan. 2006, doi: [10.1109/LSP.2005.860541](https://doi.org/10.1109/LSP.2005.860541).
- [12] U. Sakarya, "Thermal infrared hyperspectral dimension reduction experiment results for global and local information based linear discriminant analysis," in *2015 23rd Signal Processing and Communications Applications Conference (SIU)*, 2015, pp. 268–271, doi: [10.1109/SIU.2015.7129811](https://doi.org/10.1109/SIU.2015.7129811).
- [13] J. Li and Y. Qian, "Dimension reduction of hyperspectral images with sparse linear discriminant analysis," in *2011 IEEE International Geoscience and Remote Sensing Symposium*, 2011, pp. 2927–2930, doi: [10.1109/IGARSS.2011.6049828](https://doi.org/10.1109/IGARSS.2011.6049828).
- [14] P. Ghamisi, M. S. Couceiro, N. M. F. Ferreira, and L. Kumar, "Use of Darwinian Particle Swarm Optimization technique for the segmentation of Remote Sensing images," in *2012 IEEE International Geoscience and Remote Sensing Symposium*, 2012, pp. 4295–4298, doi: [10.1109/IGARSS.2012.6351718](https://doi.org/10.1109/IGARSS.2012.6351718).
- [15] P. Ghamisi, M. S. Couceiro, F. M. L. Martins, and J. A. Benediktsson, "Multilevel Image Segmentation Based on Fractional-Order Darwinian Particle Swarm Optimization," *IEEE Trans. Geosci. Remote Sens.*, vol. 52, no. 5, pp. 2382–2394, May 2014, doi: [10.1109/TGRS.2013.2260552](https://doi.org/10.1109/TGRS.2013.2260552).
- [16] Y. Tarabalka, J. A. Benediktsson, and J. Chanussot, "Spectral-Spatial Classification of Hyperspectral Imagery Based on Partitional Clustering Techniques," *IEEE Trans. Geosci. Remote Sens.*, vol. 47, no. 8, pp. 2973–2987, Aug. 2009, doi: [10.1109/TGRS.2009.2016214](https://doi.org/10.1109/TGRS.2009.2016214).

- [17] R. V. Kulkarni and G. K. Venayagamoorthy, "Bio-inspired Algorithms for Autonomous Deployment and Localization of Sensor Nodes," *IEEE Trans. Syst. Man, Cybern. Part C (Applications Rev.)*, vol. 40, no. 6, pp. 663–675, Nov. 2010, doi: [10.1109/TSMCC.2010.2049649](https://doi.org/10.1109/TSMCC.2010.2049649).
- [18] J. Kennedy and R. Eberhart, "Particle swarm optimization," in *Proceedings of ICNN'95 - International Conference on Neural Networks*, vol. 4, pp. 1942–1948, doi: [10.1109/ICNN.1995.488968](https://doi.org/10.1109/ICNN.1995.488968).
- [19] J. Kennedy and R. C. Eberhart, "A discrete binary version of the particle swarm algorithm," in *1997 IEEE International Conference on Systems, Man, and Cybernetics. Computational Cybernetics and Simulation*, vol. 5, pp. 4104–4108, doi: [10.1109/ICSMC.1997.637339](https://doi.org/10.1109/ICSMC.1997.637339).
- [20] J. Tillett, T. Rao, F. Sahin, and R. Rao, "Darwinian particle swarm optimization," *Proc. 2nd Indian Int. Conf. Artif. Intell.*, pp. 1474–1487, 2005, available at : <https://scholarworks.rit.edu/other/574/>.
- [21] E. J. S. Pires, J. A. T. Machado, P. B. de Moura Oliveira, J. B. Cunha, and L. Mendes, "Particle swarm optimization with fractional-order velocity," *Nonlinear Dyn.*, vol. 61, no. 1–2, pp. 295–301, Jul. 2010, doi: [10.1007/s11071-009-9649-y](https://doi.org/10.1007/s11071-009-9649-y).
- [22] M. S. Couceiro, R. P. Rocha, N. M. F. Ferreira, and J. A. T. Machado, "Introducing the fractional-order Darwinian PSO," *Signal, Image Video Process.*, vol. 6, no. 3, pp. 343–350, Sep. 2012, doi: [10.1007/s11760-012-0316-2](https://doi.org/10.1007/s11760-012-0316-2).
- [23] K. S. Fu and J. K. Mui, "A survey on image segmentation," *Pattern Recognit.*, vol. 13, no. 1, pp. 3–16, Jan. 1981, doi: [10.1016/0031-3203\(81\)90028-5](https://doi.org/10.1016/0031-3203(81)90028-5).
- [24] R. H. Turi, *Clustering-based colour image segmentation*. Monash University PhD thesis, 2001, available at: <http://users.monash.edu/~roset/thesis/thesis.pdf>.
- [25] N. Otsu, "A Threshold Selection Method from Gray-Level Histograms," *IEEE Trans. Syst. Man. Cybern.*, vol. 9, no. 1, pp. 62–66, Jan. 1979, doi: [10.1109/TSMC.1979.4310076](https://doi.org/10.1109/TSMC.1979.4310076).
- [26] T. Pun, "A new method for grey-level picture thresholding using the entropy of the histogram," *Signal Processing*, vol. 2, no. 3, pp. 223–237, Jul. 1980, doi: [10.1016/0165-1684\(80\)90020-1](https://doi.org/10.1016/0165-1684(80)90020-1).
- [27] M. S. Couceiro, R. P. Rocha, and N. M. F. Ferreira, "Ensuring ad hoc connectivity in distributed search with Robotic Darwinian Particle Swarms," in *2011 IEEE International Symposium on Safety, Security, and Rescue Robotics*, 2011, pp. 284–289, doi: [10.1109/SSRR.2011.6106752](https://doi.org/10.1109/SSRR.2011.6106752).
- [28] C. Ece and M. M. U. Mullana, "Image quality assessment techniques pn spatial domain," *IJCST*, vol. 2, no. 3, 2011, available at : <http://citeseerx.ist.psu.edu/viewdoc/download?doi=10.1.1.219.5535&rep=rep1&type=pdf>.
- [29] A. Darwish, K. Leukert, and W. Reinhardt, "Image segmentation for the purpose of object-based classification," in *IGARSS 2003. 2003 IEEE International Geoscience and Remote Sensing Symposium. Proceedings (IEEE Cat. No. 03CH37477)*, 2003, vol. 3, pp. 2039–2041, doi: [10.1109/IGARSS.2003.1294332](https://doi.org/10.1109/IGARSS.2003.1294332).
- [30] Murinto, S. Winiarti, D. P. Ismi, and A. Prahara, "Image enhancement using piecewise linear contrast stretch methods based on unsharp masking algorithms for leather image processing," in *2017 3rd International conference on science in information technology (ICSITech)*, 2017, pp. 669–673, doi: [10.1109/ICSITech.2017.8257197](https://doi.org/10.1109/ICSITech.2017.8257197).
- [31] A. M. Eskicioglu and P. S. Fisher, "Image quality measures and their performance," *IEEE Trans. Commun.*, vol. 43, no. 12, pp. 2959–2965, 1995, doi: [10.1109/26.477498](https://doi.org/10.1109/26.477498).
- [32] B. Akay, "A study on particle swarm optimization and artificial bee colony algorithms for multilevel thresholding," *Appl. Soft Comput.*, vol. 13, no. 6, pp. 3066–3091, Jun. 2013, doi: [10.1016/j.asoc.2012.03.072](https://doi.org/10.1016/j.asoc.2012.03.072).

LEMBAR HASIL PENILAIAN SEJAWAT SEBIDANG ATAU PEER REVIEW
KARYA ILMIAH: JURNAL ILMIAH

Judul karya ilmiah (artikel) : Multilevel thresholding hyperspectral image segmentation based on independent component analysis and swarm optimization methods
 Jumlah Penulis : 3 Orang
 Nama Penulis : Murinto, Nur Rochmah Dyah Puji Astuti, **Murein Miksa Mardhia**
 Status Pengusul : Penulis Ketiga
 Identitas Jurnal Ilmiah : **a. Nama Jurnal** : International Journal of Advances in Intelligent Informatics
 b. No ISSN : 2548-3161
 c. Vol, No, Bulan, Tahun : Vol. 5, No. 1, Maret 2019 pp. 66-75
 d. Penerbit : Universitas Ahmad Dahlan
 e. DOI artikel : <https://doi.org/10.26555/ijain.v5i1.311>
 f. Alamat web jurnal : <http://ijain.org/index.php/IJAIN/index>
 g. Terindeks DOAJ, Sinta, Crossref, CiteFactor, EBSCOHost

Kategori Publikasi Jurnal Ilmiah : Jurnal Ilmiah Internasional/Int. Bereputasi**

(beri V pada kategori yang tepat) Jurnal Ilmiah Nasional Terakreditasi

Hasil Penilaian Peer Review : Jurnal Ilmiah Nasional/ Nasional Terindeks di DOAJ, CABI, COPERNICUS**

Komponen yang dinilai	Nilai Maksimal Jurnal Ilmiah (isikan di kolom yang sesuai)					Nilai Akhir Yang Diperoleh
	Internasional Bereputasi	Internasional	Nasional Terakreditasi	Nasional Tidak Terakreditasi	Nasional Terindeks DOAJ dll	
e. Kelengkapan unsur isi artikel (10%)		4				4
f. Ruang lingkup dan kedalaman pembahasan (30%)		12				11
g. Kecukupan dan kemutakhiran data/informasi dan metodologi (30%)		12				11
h. Kelengkapan unsur dan kualitas terbitan/jurnal (30%)		12				12
Total = (100%)		40				202 x 38
Nilai Pengusul						7.6

<p>Komentar Peer Review</p>	<p>1. Tentang kelengkapan dan kesesuaian unsur : unsur paper telah lengkap dan sesuai</p> <p>2. Tentang ruang lingkup & kedalaman pembahasan : Pembahasan cukup luas dan mendalam</p> <p>3. Kecukupan dan kemutakhiran data serta metodologi : Suara Optimisasi merupakan metode yang cukup akurat dan sesuai pada kasus yang di ambil</p> <p>4. Kelengkapan unsur kualitas penerbit : Penerbit memiliki kualitas yang sangat baik. Terakreditasi A.</p> <p>5. Indikasi plagiasi : Tidak ada indikasi plagiat</p> <p>6. Kesesuaian bidang ilmu : sesuai dengan bidang ilmu penerbit</p>
-----------------------------	---

November 2020

① Reviewer

Nama : *Fikri Nurzaki*
NIP/NIY. : *198011152005011602*
Bidang Ilmu : Teknik Informatika
Jabatan Akademik : Lektor
Unit Kerja : Teknik Informatika

*dinilai oleh dua Reviewer secara terpisah
** coret yang tidak perlu
*** nasional/ terindeks di DOAJ, CABI, Copernicus

**LEMBAR HASIL PENILAIAN SEJAWAT SEBIDANG ATAU PEER REVIEW
KARYA ILMIAH: JURNAL ILMIAH**

Judul karya ilmiah (artikel) : Multilevel thresholding hyperspectral image segmentation based on independent component analysis and swarm optimization methods
 Jumlah Penulis : 3 Orang
 Nama Penulis : Murinto, Nur Rochmah Dyah Puji Astuti, **Murein Miksa Mardhia**
 Status Pengusul : Penulis Ketiga
 Identitas Jurnal Ilmiah : **a. Nama Jurnal** : International Journal of Advances in Intelligent Informatics
 b. No ISSN : 2548-3161
 c. Vol, No, Bulan, Tahun : Vol. 5, No. 1, Maret 2019 pp. 66-75
 d. Penerbit : Universitas Ahmad Dahlan
 e. DOI artikel : <https://doi.org/10.26555/ijain.v5i1.311>
 f. Alamat web jurnal : <http://ijain.org/index.php/IJAIN/index>
 g. Terindeks DOAJ, Sinta, Crossref, CiteFactor, EBSCOHost

Kategori Publikasi Jurnal Ilmiah :



Jurnal Ilmiah Internasional/Int. Bereputasi**

(beri v pada kategori yang tepat)



Jurnal Ilmiah Nasional Terakreditasi



Jurnal Ilmiah Nasional/ Nasional Terindeks di DOAJ, CABI, COPERNICUS**

Hasil Penilaian *Peer Review* :

Komponen yang dinilai	Nilai Maksimal Jurnal Ilmiah (isikan di kolom yang sesuai)					Nilai Akhir Yang Diperoleh
	Internasional Bereputasi	Internasional	Nasional Terakreditasi	Nasional Tidak Terakreditasi	Nasional Terindeks DOAJ dll	
a. Kelengkapan unsur isi artikel (10%)		4				3,8
b. Ruang lingkup dan kedalaman pembahasan (30%)		12				10,8
c. Kecukupan dan kemutakhiran data/informasi dan metodologi (30%)		12				11,2
d. Kelengkapan unsur dan kualitas terbitan/jurnal (30%)		12				11,5
Total = (100%)		40				
Nilai Pengusul						37,3

**Komentar Peer
Review**

1. Tentang kelengkapan dan kesesuaian unsur :

Kelengkapan dan kesesuaian unsur dalam artikel ini sudah sangat lengkap dan bagus.

2. Tentang ruang lingkup & kedalaman pembahasan :

Ruang lingkup dan kedalaman pembahasan dalam artikel ini sudah cukup dalam dan lengkap.

3. Kecukupan dan kemutakhiran data serta metodologi :

Kecukupan dan kemutakhiran data sudah cukup bagus.
Metodologi yang digunakan dalam artikel ini sudah sesuai.

4. Kelengkapan unsur kualitas penerbit :

Unsur kualitas penerbit sudah sangat lengkap.


5. Indikasi plagiasi :

Tidak terdapat indikasi plagiasi dalam artikel ini.

6. Kesesuaian bidang ilmu :

Kesesuaian bidang ilmu penulis dan topik dalam artikel ini sudah sesuai.

November 2020
Reviewer 2



Nama : Lina Zahrotun, S.T, M.Cr

NIP/NIY. : 60150773

Bidang Ilmu : Teknik Informatika

Jabatan Akademik : Lektor

Unit Kerja : Teknik Informatika

*dinilai oleh dua Reviewer secara terpisah

** coret yang tidak perlu

*** nasional/ terindeks di DOAJ, CABI, Copernicus