

NOTIFICATIONS

- View (36 new)
- Manage

JOURNAL CONTENT

Search

Search Scope

All

Search

Browse

- By Issue
- By Author
- By Title
- Other Journals

KEYWORDS

Creativity Development  
Edmodo Geogebra  
Geometry HOTS ICT  
LKPD Mathematics NHT  
R&D critical thinking  
development gender  
hasil belajar  
learning  
outcomes  
mathematical  
communication ability  
mathematics problem  
based learning problem  
solving teaching  
materials

Home > User > Author > Submissions > #3107 > Summary

#3107 Summary

SUMMARY REVIEW EDITING

Submission

Authors Benidiktus Tanujaya, Rully Charitas Indra Prahmana, Jeinne Mumu  
Title MATHEMATICS STUDENTS' HOTS ASSESSMENT  
Original file 3107-8987-1-SM.DOCX 2020-09-21  
Supp. files None  
Submitter Rully Charitas Indra Prahmana  
Date submitted September 21, 2020 - 05:59 AM  
Section Articles  
Editor Swaditya Rizki  
Author comments

Dear Prof. Swaditya Rizki,  
Editor in Chief of AKSIOMA: Jurnal Program Studi Pendidikan Matematika

Greetings from Palembang and wishing you a great day with happiness and healthy condition in this era COVID-19.

We as the research collaboration team are writing the manuscript entitled "**Mathematics Students' HOTS Assessment**" for consideration for publication in the AKSIOMA: Jurnal Program Studi Pendidikan Matematika. This manuscript was written using the **author guidelines** of AKSIOMA mentioned on the website.

This paper provides a comprehensive study of mathematics students' HOTS assessment. Assessment is a crucial aspect of education. A critical point in the evaluation is the validity of the instruments used in conducting the assessment. However, some researchers do not pay more attention to this section, which results in the invalid results of the resulting research. This study aimed to map the indicators of the Higher-Order Thinking Skills (HOTS) of mathematics students and analyze their existence as components of the instruments. The subjects were 203 senior high school students of science, Manokwari, Indonesia. Test instruments that involved five critical and four creative thinking were used to measure students' HOTS. The data was analyzed using multidimensional scaling (MDS) to map the indicators. The results showed that the five indicators of critical thinking skills form a unified distribution pattern, while the four indicators of creativity tend to spread. Therefore, each indicator used has a unique contribution in explaining the HOTS of mathematics students.

This paper also describes **our original work** and is **not under consideration** by any **other journal**. All authors approved the manuscript and this submission. The three co-authors **do not have any conflict of interest** regarding this manuscript. This document was reported as the result of the research we conducted as one of the requirements of our responsibility as a researcher in our university. Furthermore, This year, we didn't get funding for our research publication because of the COVID-19 Pandemic disease case in Indonesia so that I would like to waive all article processing charges, if our paper is accepted. Lastly, we do hope that this article can be published in this journal so that we can contribute our research results to your journal.

Thank you for receiving our manuscript and considering it for review. We do really appreciate your time and look forward to seeing your response.

Best Wishes,

Assoc. Prof. Dr. Rully Charitas Indra Prahmana  
Department of Master Program on Mathematics Education  
Faculty of Teacher Training and Education  
Universitas Ahmad Dahlan, Yogyakarta, Indonesia

Abstract Views 0

Status

Status Published Vol 9, No 4 (2020)  
Initiated 2020-12-31  
Last modified 2021-01-14

Submission Metadata

Authors

Name Benidiktus Tanujaya  
Affiliation Universitas Papua, Manokwari  
Country Indonesia  
Bio Statement —  
Name Rully Charitas Indra Prahmana  
ORCID ID http://orcid.org/0000-0002-9406-689X  
URL https://www.scopus.com/authid/detail.uri?authorId=57192302745  
Affiliation Universitas Ahmad Dahlan, Yogyakarta  
Country Indonesia  
Bio Statement —  
Principal contact for editorial correspondence.  
Name Jeinne Mumu  
Affiliation Universitas Papua, Manokwari  
Country Indonesia  
Bio Statement —

EDITORIAL BOARD

REVIEWER TEAMS

AUTHOR GUIDELINES

PUBLICATION ETHICS

FOCUS AND SCOPE

JOURNAL HISTORY

ARTICLE PROCESSING CHARGES

POLICIES

INDEXING

TEMPLATE

CONTACT

Accredited Rank 2 (SINTA 2)



Recommended Tools



ISSN BARCODE



SUBMISSION

LOGIN

REGISTER

Visitors

117,231	77
6,636	76
509	71
440	69
357	54
207	54
122	52

## Title and Abstract

Title

Abstract

## MATHEMATICS STUDENTS' HOTS ASSESSMENT

Assessment is a crucial aspect of education. A critical point in the evaluation is the validity of the instruments used in conducting the assessment. However, some studies do not pay more attention to this section, which results in the invalid results of the resulting research. This study aimed to map the indicators of the Higher-Order Thinking Skills (HOTS) of mathematics students and analyze their existence as components of the instruments. The subjects were 203 senior high school students of science, Manokwari, Indonesia. Test instruments that involved five critical and four creative thinking were used to measure students' HOTS. The data was analyzed using multidimensional scaling (MDS) to map the indicators. The results showed that the five indicators of critical thinking skills form a unified distribution pattern, while the four indicators of creativity tend to spread. Therefore, each indicator used has a unique contribution in explaining the HOTS of mathematics students.

### Abstrak

Penilaian atau evaluasi merupakan aspek penting dari pendidikan. Titik kritis dalam evaluasi adalah validitas instrumen yang digunakan dalam melakukan penilaian. Namun, sejumlah penelitian tidak fokus memperhatikan bagian ini, yang berakibat pada hasil penelitian yang tidak valid. Penelitian ini bertujuan untuk memetakan indikator Higher Order Thinking Skills (HOTS) matematika siswa dan menganalisis keberadaannya sebagai komponen penting pada suatu instrumen. Subjek penelitian ini adalah 203 siswa SMA IPA di Manokwari, Indonesia. Instrumen tes yang melibatkan lima indikator berpikir kritis dan empat indikator berpikir kreatif digunakan untuk mengukur HOTS siswa. Data dianalisis menggunakan multidimensional scaling (MDS) untuk memetakan seluruh indikator. Hasil penelitian menunjukkan bahwa kelima indikator keterampilan berpikir kritis membentuk pola sebaran yang menyatu, sedangkan keempat indikator kreativitas cenderung menyebar. Oleh karena itu, setiap indikator yang digunakan memiliki kontribusi unik dalam menjelaskan HOTS matematika siswa.

## Indexing

Keywords

Language

Creative thinking; critical thinking; HOTS instrument; multidimensional scaling

## Supporting Agencies

Agencies

## References

References

- Ann Mean, L. (2008). On Creativity. Awakening the Creative Mind. Kuala Lumpur: Pelanduk Publications.
- Bilgin, I., Karakuyu, Y., & Ay, Y. (2015). The effects of project based learning on undergraduate students' achievement and self-efficacy beliefs towards science teaching. *Eurasia Journal of Mathematics, Science & Technology Education*, 11(3), 469-477. <https://doi.org/10.12973/eurasia.2014.1015a>
- Borg, I., & Groenen, P. (2006). Modern multidimensional scaling: Theory and applications. *Journal of Educational Measurement*, 40(3), 277-280. <https://doi.org/10.1111/j.1745-3984.2003.tb01108.x>
- Brysbart, M. (2019). How many participants do we have to include in properly powered experiments? A tutorial of power analysis with reference tables. *Journal of Cognition*, 2(1), 1-38. <https://doi.org/10.5334/joc.72>
- Budsankom, P., Sawangboon, T., Damrongpanit, S., & Chuensirimongkol, J. (2015). Factors affecting higher order thinking skills of students: a meta-analytic structural equation modelling study. *Educational Research and Reviews*, 10(19), 2639-2652. <https://doi.org/10.5897/ERR2015.2371>
- Coulacoglou, C., & Saklofske, D. (2018). *Psychometrics and Psychological Assessment: Principles and Applications*. Cambridge: Academic Press.
- Davison, M. L., Richards, P. S., & Rounds Jr, J. B. (1986). Multidimension scaling in counselling research and practice. *Journal of Counselling and Development*, 6, 178-184. <https://doi.org/10.1002/j.1556-6676.1986.tb01309.x>
- de Bono, E. (1990). *Lateral Thinking: A Text Book of Creativity*. London: Penguin Books.
- Drijvers, P., Kodde-Buitenhuis, H., & Doorman, H. (2019). Assessing mathematical thinking as part of curriculum reform in the Netherlands. *Educational Studies in Mathematics*, 102, 435-456. <https://doi.org/10.1007/s10649-019-09905-7>
- Drost, E. A. (2011). Validity and reliability in social research. *Education Research and Perspectives*, 38(1), 105-124. <https://www.erjournal.net/wp-content/uploads/2020/02/ERP38-1-Drost-E-2011-Validity-and-Reliability-in-Social-Science-Research.pdf>
- Glassner, A., & Schwarz, B. B. (2007). What stands and develops between creative and critical thinking? *Argumentation*, 21(1), 10-18. <https://doi.org/10.1016/j.tsc.2006.10.001>
- Graham, S., Hebert, M., & Harris, K. R. (2015). Formative assessment and writing: A meta-analysis. *The Elementary School Journal*, 115(4), 523-547. <https://doi.org/10.1086/681947>
- Hair, J. F., Ringle, C. M., & Sarstedt, M. (2013). Partial least squares structural equation modeling: Rigorous applications, better results and higher acceptance. *Long range planning*, 46(1-2), 1-12. <https://ssrn.com/abstract=2233795>
- Heriyadi & Prahmana, R. C. I. (2020). Pengembangan lembar kegiatan siswa menggunakan pendekatan pendidikan matematika realistik. *AKSIOMA: Jurnal Program Studi Pendidikan Matematika*, 9(2), 395-412. <http://dx.doi.org/10.24127/ajpm.v9i2.2782>
- Hodiyanto & Firdaus, M. (2020). The self regulated learning, habit of mind, and creativity as high order thinking skills predictors. *AKSIOMA: Jurnal Program Studi Pendidikan Matematika*, 9(1), 21-30. <http://dx.doi.org/10.24127/ajpm.v9i1.2589>
- Hout, M. C., Godwin, H. J., Fitzsimmons, G., Robbins, A., Menneer, T., & Goldinger, S. D. (2016). Using multidimensional scaling to quantify similarity in visual search and beyond. *Attention, Perception, & Psychophysics*, 78, 3-20. <https://doi.org/10.3758/s13414-015-1010-6>
- Hout, M. C., Paphes, M. H., & Goldinger, S. D. (2013). *Multidimensional scaling*. Wiley Interdisciplinary Reviews: Cognitive Science, 4(1), 93-103. <https://doi.org/10.1002/wcs.1203>
- Hulse, S. H., Egeth, H., & Deese, J. (1980). *The Psychology of Learning*. New York: McGraw-Hill.
- Jacoby, W. G., & Armstrong II, D. A. (2014). Bootstrap confidence regions for multidimensional scaling solutions. *American Journal of Political Science*, 58(1), 264-278. <https://doi.org/10.1111/ajps.12056>
- Keller, M. M., Neumann, K., & Fischer, H. E. (2017). The impact of physics teachers' pedagogical content knowledge and motivation on students' achievement and interest. *Journal of Research in Science Teaching*, 54(5), 586-614. <https://doi.org/10.1002/tea.21378>
- Koerber, S., Mayer, D., Osterhaus, C., Schwippert, K., & Sodian, B. (2015). The development of scientific thinking in elementary school: A comprehensive inventory. *Child Development*, 86(1), 327-336. <https://doi.org/10.1111/cdev.12298>
- Limbach, B., & Waugh, W. (2009). Developing higher level thinking. *Journal of Instructional Pedagogies*, 1-9. <https://www.aabri.com/manuscripts/09423.pdf>
- Mertens, D. M. (2015). *Research and Evaluation in Education and Psychology*. Los Angeles: Sage Publications.
- Mohajan, H. K. (2017). Two criteria for good measurement in research: Validity and reliability. *Annals of Spiru Haret University*, 17(3), 58-82. [https://mpr.ub.uni-muenchen.de/83458/1/MPRA\\_paper\\_83458.pdf](https://mpr.ub.uni-muenchen.de/83458/1/MPRA_paper_83458.pdf)
- NCTM. (2000). *Principles and Standards for School Mathematics*. Reston: The National Council of Teachers of Mathematics, Inc.
- Newton, P. E. (2007). Clarifying the purposes of educational assessment. *Assessment in Education: Principles, Policy & Practice*, 14(2), 149-170. <https://doi.org/10.1080/09695940701478321>
- Peter, E. E. (2012). Critical thinking: Essence for teaching mathematics and mathematics problem solving skills. *African Journal of Mathematics and Computer Science Research*, 5(3), 39-43. <https://doi.org/10.5897/AJMSCR11.161>

94 50  
85 48  
81 42  
Pageviews: 423, 503

FLAG counter

Statistik  
Counter

View AKSIOMA Stats

OPEN JOURNAL SYSTEMS

Journal Help

USER

You are logged in as...

rully2401

My Journals

My Profile

Log Out

AUTHOR

Submissions

Active (0)

Archive (2)

New Submission

FONT SIZE

A<sup>+</sup> A A<sup>-</sup>

Blind Review Artikel yang di submit pada tanggal 21 September 2020 dengan judul awal,  
**“Mathematics Students’ HOTS Assessment”**

## MATHEMATICS STUDENTS' HOTS ASSESSMENT

*Received dd Month yy; Received in revised form dd Month yy; Accepted dd Month yy*

### Abstrak

Penilaian atau evaluasi merupakan aspek penting dari pendidikan. Titik kritis dalam evaluasi adalah validitas instrumen yang digunakan dalam melakukan penilaian. Namun, beberapa peneliti tidak terlalu memperhatikan bagian ini, yang berakibat pada hasil penelitian yang tidak valid. Penelitian ini bertujuan untuk memetakan indikator Higher Order Thinking Skills (HOTS) matematika siswa dan menganalisis keberadaannya sebagai komponen penting pada suatu instrumen. Subjek penelitian ini adalah 203 siswa SMA IPA di Manokwari, Indonesia. Instrumen tes yang melibatkan lima indikator berpikir kritis dan empat indikator berpikir kreatif digunakan untuk mengukur HOTS siswa. Data dianalisis menggunakan *multidimensional scaling* (MDS) untuk memetakan seluruh indikator. Hasil penelitian menunjukkan bahwa kelima indikator keterampilan berpikir kritis membentuk pola sebaran yang menyatu, sedangkan keempat indikator kreativitas cenderung menyebar. Oleh karena itu, setiap indikator yang digunakan memiliki kontribusi unik dalam menjelaskan HOTS matematika siswa.

**Kata kunci:** Instrumen HOTS; Berfikir Kreatif; Berfikir Kritis; *Multidimensional Scaling*

### Abstract

*Assessment is a crucial aspect of education. A critical point in the evaluation is the validity of the instruments used in conducting the assessment. However, some researchers do not pay more attention to this section, which results in the invalid results of the resulting research. This study aimed to map the indicators of the Higher-Order Thinking Skills (HOTS) of mathematics students and analyze their existence as components of the instruments. The subjects were 203 senior high school students of science, Manokwari, Indonesia. Test instruments that involved five critical and four creative thinking were used to measure students' HOTS. The data was analyzed using multidimensional scaling (MDS) to map the indicators. The results showed that the five indicators of critical thinking skills form a unified distribution pattern, while the four indicators of creativity tend to spread. Therefore, each indicator used has a unique contribution in explaining the HOTS of mathematics students.*

**Keywords:** *HOTS Instrument; Creative Thinking; Critical Thinking; Multidimensional Scaling*

## INTRODUCTION

Mathematics is one of the most critical subjects in the education system in various countries, including Indonesia. It is indicated by including this material in several evaluation programs at the international level, such as TIMSS and PISA. Besides, as one of the scientific thinking parts, mathematics is needed for the development of students' thinking skills (Koerber, Mayer, Osterhaus,

Schwippert, & Sodian, 2015; Weintrop, Beheshti, Horn, Orton, Jona, Trouille, & Wilensky, 2016) and their characters, such as honesty, discipline, perseverance, responsibility, and confidence (Tanujaya, 2016). Therefore, students need to have sufficient mathematical knowledge and skills to face a better future in every area of life.

Merely having mathematics knowledge is not enough; students must be able to think critically to solves

DOI: <https://doi.org/10.24127/ajpm>

mathematics problems (Peter, 2012). Consequently, students must learn mathematics with understanding. They have to construct their knowledge actively through experience and previous knowledge. Also, to improve the learning process, it is necessary to conduct an assessment. Assessment, especially classroom assessment, is critical in supporting the success of students in learning mathematics. The classroom assessment should support the learning of essential mathematics and furnish useful information to both teachers and students (NCTM, 2000).

The assessment of students' achievement is essential to the teaching and learning process (Stiggins, Griswold, & Wiklund, 1989; Bilgin, Karakuyu, & Ay, 2015; Keller, Neumann, & Fischer, 2017). The evaluation has been used for multiple purposes, such as providing student grades, system monitoring, determining interventions, improving teaching and learning, or providing individual feedback to students (Newton, 2007; Graham, Hebert, & Harris, 2015). Assessment is a process of gathering data that accurately reflects students' achievement of the curriculum expectations in a subject. Thus, there are some purposes of evaluation, although the primary purpose of assessment is basically to gather information and provides feedback to support the teaching and learning process (Tanujaya, 2017); facilitate student learning, and improve teaching practice of the teacher (Suurtaam et al., 2016). The assessment drives the teaching and learning process.

Assessment is a crucial aspect of education, while the standard criterion for the appropriate evaluation is validity (Drijvers, Kodde-Buitenhuis, & Doorman, 2019). A critical point of the

assessment is the validity of the instruments used in conducting the evaluation. Validity in education research is a principal problem because it involves the accuracy of instruments used for measurement. It means that the lack of instruments' validity can provide research results that lack validity as well. Furthermore, Mohajan (2017) shows that instruments' validity plays a role in determining quality, and only a valid instrument will produce credible research. Therefore, the validity of an instrument needs to be considered in a study.

There are four groups of validity, namely statistical conclusion, internal, construct, and external or generalization. Construct validity can be translation validity or criteria related validity. Meanwhile, translation validity is further divided into face validity and content validity (Dross, 2011). Furthermore, Zamanzadeh et al. (2015) stated that content validity is essential in research, among other types.

Content validity, also known as content-related, intrinsic, relevance, representative and logical or sampling validity, can be used to measure interest variables. Content validity measures the completeness and representativeness of the scale content. It refers to the degree at which an instrument covers the content meant to be measured and can be obtained from literature, representatives of relevant populations, and experts. Therefore, content validity can be represented in the phases of development and expert judgment (Yaghmale, 2003).

On the other hand, learning mathematics requires thinking mathematically. Mathematics thinking skills, especially Higher Order Thinking Skills (HOTS), are essential aspects of mathematics instruction (Tanujaya,

DOI: <https://doi.org/10.24127/ajpm>

Prahmana, & Mumu, 2017). There is a linear, positive, and strong relationship between HOTS and the performance of mathematics students. Students with a high level of higher-order thinking skills tend to be more successful in their studies (Yang, 2015; Budsankom, Sawangboon, Damrongpanit, & Chuensirimongkol, 2015). Students with HOTS can learn, improve their performance, and reduce their weaknesses (Yee, Othman, Yunos, Tee, Hassan, & Mohamad, 2011).

HOTS is the highest level in the hierarchy of cognitive processes. This higher-level thinking allows students to excel and achieve intellectual freedom (Limbach & Waugh, 2009). HOTS of students happen when they get new information, keep in memory and compile, link to existing knowledge, and generate this information to achieve a goal or solve a complicated situation. HOTS can challenge a person to interpret and analyze data, consequently allowing students to think critically about a lot of available data in a limited time. (Yee, Yunos, Othman, Hassan, Tee, & Mohamad, 2015). Therefore, to evaluate the progress of mathematics instruction, achievement should be accessed through the instrument of students' HOTS. Does the instrument use measures students' higher-order thinking skills have good content validity?

At all levels of the Indonesian education system, the evaluation of the success of mathematics instruction is based on students' HOTS. Among various thinking abilities acquired during formal education, critical and creative thinking skills are two components that should be considered in learning mathematics. In this regard, Miri, David, and Uri (2007), Wang and Wang (2011), Ramos, Dolipas, and

Villamore (2013) noted that critical and creative thinking skills have two principal dimensions of HOTS.

Based on these theories, Tanujaya (2016) developed an instrument to measure the HOTS of mathematics students using the two dimensions of critical and creative skills. The instrument has good validity and reliability based on some phase of development, expert judgment, field trials, and then analyzed statistically using Structural Equation Modelling (SEM). It is a standard procedure used by some experts in developing an instrument test with some modification (Coulacoglou & Saklofske, 2018). The instrument constructed is said to be valid according to the whole process.

Structural Equation Modelling (SEM) is a multivariate quantitative technique employed to describe the relationships among observed variables. The method helps the researcher to test or validate a theoretical model for theory testing and extension (Thakkar, 2020). The technique could be view as a combination of three statistical methods, namely multiple regression, path analysis, and confirmatory factor analysis (Salkind, 2010). Therefore, SEM provides comes a higher level of complexity, requiring more excellent knowledge about the conditions and assumptions for appropriate usage. Without due consideration, the results and conclusions based on its application can be seriously flawed or invalid (Chin, 1988; Hair, Ringle, & Sarstedt, 2013). Some assumptions for valid usage of SEM, among others: endogenous variables and exogenous variables have a linear relationship, the variables should affect and cause relationship, and the sample size is generally 20 times more than the number the indicator (Thakkar, 2020).

DOI: <https://doi.org/10.24127/ajpm>

Consequently, the complexity of applying SEM results in need for another statistical method that is easy to use by presenting the same but more informative analysis results.

On the other hand, the HOTS' developed instrument should be valid with a unique role. The instrument has good validity if each of these indicators must have a unique contribution to higher-order thinking skills. However, when there is an overlap among the indicators in explaining thinking skills, the instrument is not valid and should not be used. Therefore, it is necessary to conduct a study to find out the existence of indicators used to measure HOTS.

There are several relevant questions related to the study, such as in learning mathematics, what is the relationship between critical and creative thinking skills of high school students? Do there have a close relationship? How are these related? Could these two skills be formed at the same time, or learned separately? To answer these questions, it is necessary to analyze the relationship through the mapping of various indicators of critical and creative thinking skills of mathematics students.

Various statistical analysis methods are available to help a researcher study the relationship between variables in their observations, including correlation and regression analysis. The two-statistical analysis produces statistical data in a numerical format, which can be evaluated in one dimension. On the other hand, there are different types of statistical methods developed to generate data analysis results in the image or graphical format. Results of data analysis presented in image or graphic have many advantages compared to numerical form. Researchers could deduce a higher

number and many kinds of conclusions by using the image or graphic format. Hence, more information could be generated from the corresponding research representing the observed populations. One of the statistical methods which produce an image or graphical format from the analysis is multidimensional scaling.

Multidimensional scaling (MDS) is a statistical technique that can be used to produce geometric models of proximities data (Jacoby & Armstrong II, 2014), or mapping the structure of objects (Davidson, Richards, & Rounds Jr., 1986). MDS represents measurements of similarity (or dissimilarity) among pairs of objects as distances between points of a low-dimension in multidimensional space. The graphical display of the correlations provided by MDS enables the researcher to analyze the data and explore its structure visually. Too often shows regularities that remain hidden when studying arrays of numbers (Borg & Groenen, 2006).

Therefore, this study aims to map the HOTS of mathematics students' indicators using the multidimensional scaling statistic method. The results of this study are used to explore the existence of various indicators of The HOTS instruments for mathematics students. They are also expected to contribute to developing a suitable strategy in mathematics learning to improve the critical and creative thinking skills of mathematics students.

## **METHOD**

The object analysis of this study is the instrument used to measure the HOTS of mathematics students. The essay test was developed by Tanujaya (2016). The instrument measures both critical and creative skills and consists

DOI: <https://doi.org/10.24127/ajpm>

of nine questions representing HOTS's indicators. Critical thinking skills' indicators include prediction of impact, problem-solving, decision making, conceptual, and principles of understanding. Meanwhile, creativity's indicators consist of four items, namely working within the boundaries of competence, overcoming new challenges, having different reasoning patterns, and having lateral (imaginative) thinking.

The subjects for this study were 203 students majoring in Natural Sciences were used as subjects for the test instrument, and it lasted for 1 hour (60 minutes). Assessment of students' work uses a holistic rubric that can evaluate three main components, namely question understanding, answer procedure, and correctness of answers. The data obtained from this assessment were students' test scores ranging from 0 to 108, which were subsequently converted from 0 to 100.

The results were statistically analyzed using MDS. As a statistical technique, it is used to reduce the complexity of a data set to permit the visual appreciation of the underlying relational structures (Hout, Papesh, & Goldinger, 2013). Therefore, this research should be able to find and visually recognize the relationships between several indicators that construct critical and creative skills using MDS.

Data analysis was performed using the MINITAB program package. The study's output was a two-dimensional graph produced by MDS, and it provided information about HOTS indicators' distribution. Based on similarity factors, indicators can be classified through their distribution. This distribution related to Hout, Godwin, Fitzsimmons, Robbins,

Menneer, and Goldinger (2016), which stated that the output of MDS is a 'map' that conveys the relationship between items, in this regard, similar elements are located proximal to one another, while different ones are proportionately further apart.

## RESULTS AND DISCUSSION

The MDS result showed that the mapping has a disperse configuration, and graphical representation's details were revealed in Figures 1, 2, and 3. The five HOTS indicators for critical thinking skills were represented in Figure 1, while the remaining four creative skills were indicated in Figure 2. Meanwhile, both critical and creative skills' distribution arrangements represent in Figure 3.

The students' ability to use mathematics concepts (*kritis\_1*), apply working principles (*kritis\_2*), predicting the impacts of both (*kritis\_3*), solving related problems (*kritis\_4*), and their decision making (*kritis\_5*) are the five critical thinking skills' indicators used for measuring HOTS. In contrast, the four creative skills' indicators are student's ability to solve mathematical problems by working at their competence limit (*kreatif\_1*), trying new things (*kreatif\_2*), with their divergence (*kreatif\_3*), and imaginative abilities (*kreatif\_4*).

Figure 1 showed that five HOTS indicators for critical thinking skills tend to disperse, and none of them has overlapping positions in a two-dimensional scatter plot. The distribution pattern explained that the indicators represent different natures of characters and could be used to generate a comprehensive information on HOTS of the study's subjects.



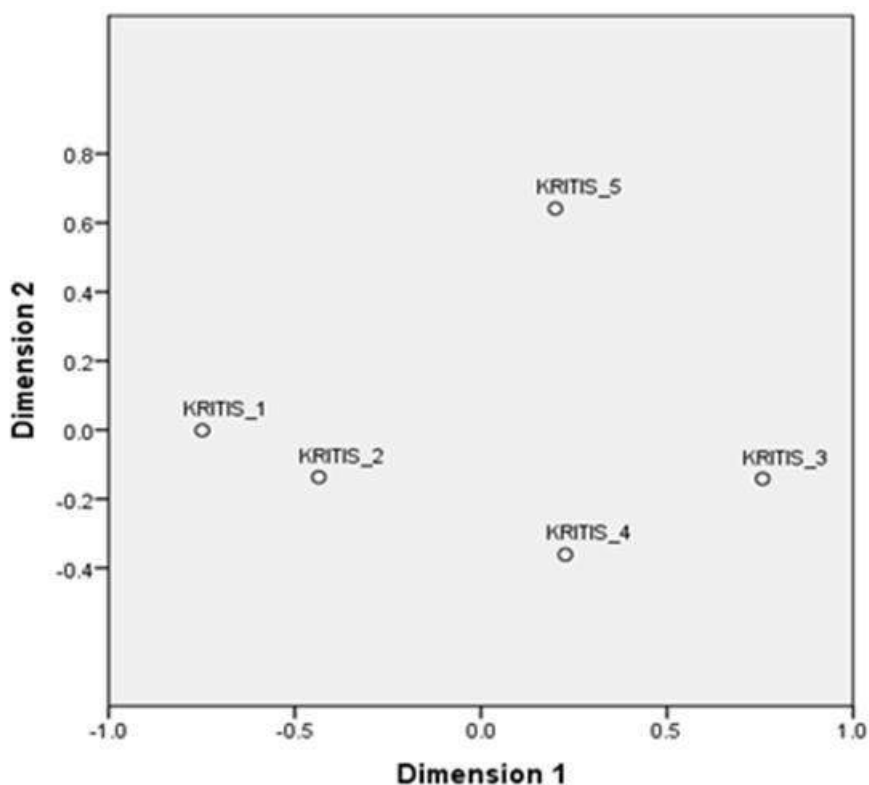


Figure 1. Distribution of HOTS indicators for critical thinking skills

Furthermore, it appears that the indicators analyzed formed three groups based on their proximity. The first consists of kritis\_1 and 2, while kritis\_3 and kritis\_4 are contained in the second group. Kritis\_5 is formed in the third group.

The existence of the first group shows that students' ability to utilize mathematics concepts has a close correlation with using the subject's principles. An idea is a set of properties linked by specific rules (Hulse, Egeth, & Deese, 1980). It is constructed by observing the features of a set of appropriate examples, while a principle is the result of a study of two or more concepts. The greater the mastery of mathematical concepts, the higher the ability to use its corresponding principles. Students are required to learn various interconnected concepts for mastering mathematics principles.

The principle is the result of the study of two or more mathematical concepts. Furthermore, students are expected to know more about utilizing or understanding mathematical concepts (Tanujaya, 2016). For example, when the sum of two real numbers is said to be commutative, it is one of the principles in the number of real numbers, while both are two concepts in mathematics. To understand the commutative principle, a student must first know the thoughts of addition and real numbers.

Furthermore, the second group's formation is due to the close relationship between the student's ability to predict the impact of using mathematics concepts and principles (kritis\_3) and solving problems (kritis\_4). When students can predict the effect, they can solve the problems.

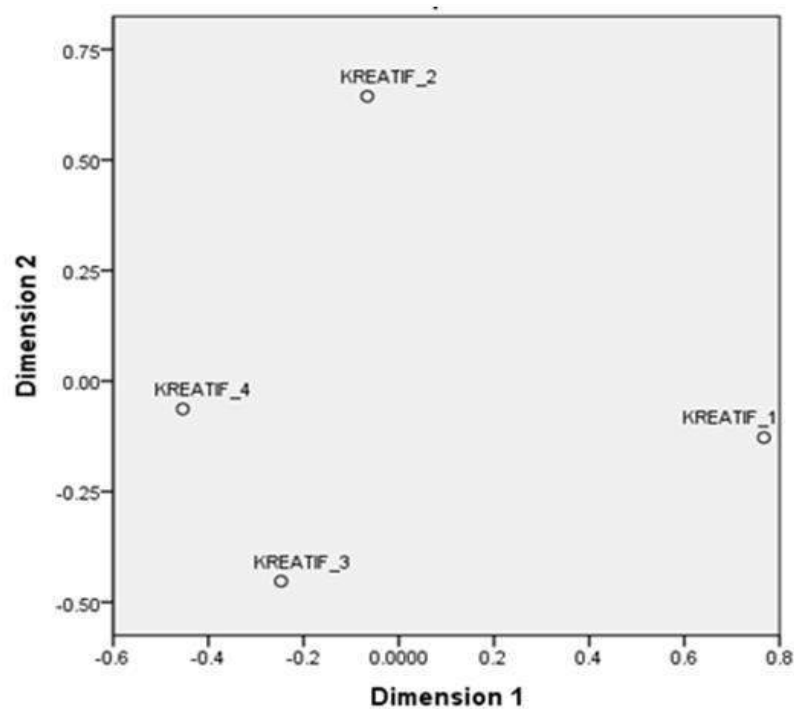


Figure 2. Distribution of HOTS indicators for creative thinking skills

Similar to Figure 1, the distribution of four HOTS indicators in Figure 2 is much the same as the first one, and it illustrated it disperse configurations with none of them showed in overlapping positions. This distribution arrangement indicated that the four indicators are accurately measured using the different features with each of them in their respective groups.

The indicators of creative thinking skills are located far apart, and it's a confirmation that there is no significant relationship among them. Students' ability to solve problems by working on the limits of their competence (kreatif\_1) does not have a significant connection to trying new things (kreatif\_2). Furthermore, their ability to think differently (kreatif\_3), does not have a significant relationship with imaginative reasoning (kreatif\_4). There is no significant correlation between two different creativity indicators as they do not have a close relationship.

The indicators of creative thinking skills differ from one another because creativity is the process of bringing new and original ideas into existence. It means thinking and acting innovatively (Ann Mean, 2008). Creativity levels vary from individuals in the same manner with actions and thoughts.

Moreover, as a skill, creative thinking can be trained and developed. It agrees with de Bono's opinion (1990), which states that the ability of human reasoning is not something that is given but can be trained and developed. Therefore, Ann Mean (2008) explained that natural creativity would remain hidden until one is put in a position to use them.

The distribution pattern was shown in a non-overlapping sequence when nine HOTS indicators were represented in one graphical illustration. The following figured the observed distribution of students in mathematics learning (Figure 3).

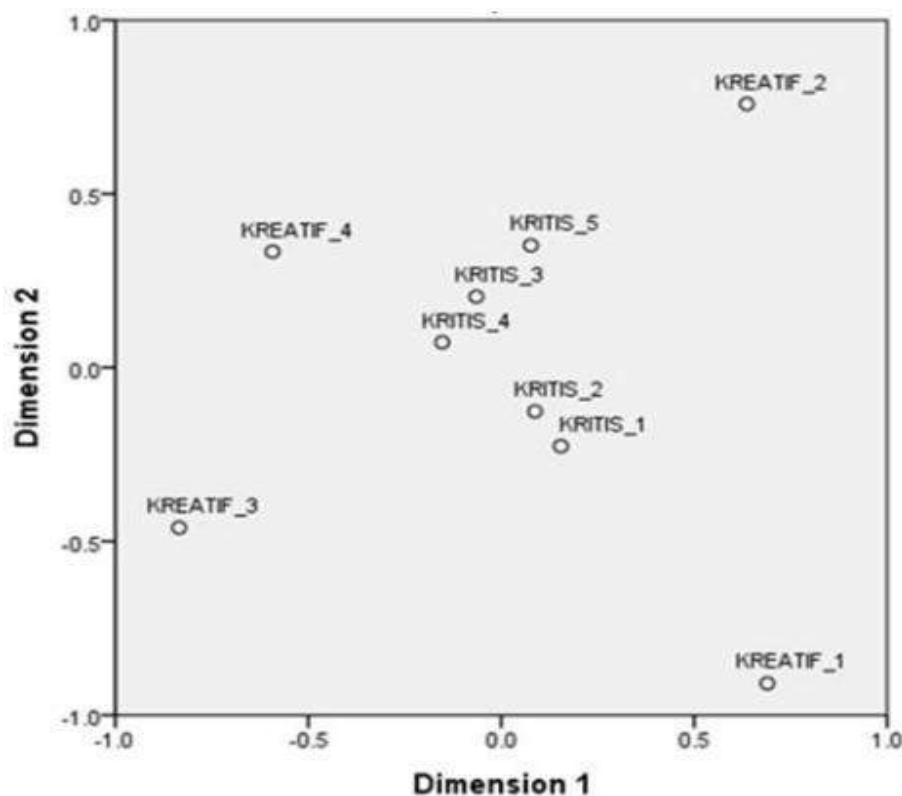


Figure 3. Distribution of HOTS indicators

The mapping provided in Figure 3 shows that the five indicators of critical thinking skills are building a more reliable and unified structure and producing independent groups. In contrast, the ones corresponding to creative skills tend to have more scattered configurations. Each creativity's indicator forms different groups because of their high variation. The scatter plot also shows that there is a high degree of similarity among critical thinking skills' indicators, but on the other hand, creativities differ. Therefore, the display in Figure 3 provided a corresponding result to what was presented in Figure 1 and Figure 2.

Furthermore, Figure 3 presents information that there is some space among the indicators. This circumstance shows that there are dimensions that have not been used on the instrument developed. In other words, there are still

different dimensions that need to be involved in measuring HOTS. This statement corresponded to a concept Messick (1994) and Mertens (2015), which states that there are two main threats to construct validity, one of which is the construct underrepresentation. Construct underrepresentation is a situation where the assessment is too narrow and fails to include essential dimensions of the construct.

In some literature, The HOTS dimension consists of three different aspects, namely critical thinking, creative thinking, and decision making (Lewis & Smith, 1993; Glassner & Schwarz, 2007; Vidergor, 2018); critical thinking, systemic thinking, and creative thinking (Miri, David, & Uri, 2007; Teqja & Dennis Jr., 2016); critical thinking, design thinking, and systems thinking (Wang & Wang,

DOI: <https://doi.org/10.24127/ajpm>

2011). Therefore, it can be stated that the instrument being developed has good construct validity, but less on content validity. There are still several dimensions that need to be included in the HOTS instrument.

Nevertheless, based on Figure 3, there are no overlaps among the nine indicators evaluated. Each indicator has a unique role in explaining the HOTS of mathematics students, although some indicators need to be included on the instrument. The distribution of indicators also confirms that as a statistical analysis tool, MDS can be used to evaluate the validity of instruments developed. Therefore, as a statistical technique, MDS can be used as an alternative to providing evidence about the validity of a measurement instrument.

## CONCLUSION

Indicators for critical thinking skills demonstrate higher similarities compared to that of creativity. These indicators can be arranged into one group, while those of creativity cannot be brought together. However, all of them have a series of contributions to the HOTS of mathematics students. Their development requires a different treatment even when they may be related, the development of critical thinking skills can be compatible with other indicators. In contrast, creativity's build-up cannot be synced with others. The results of this study confirm that MDS can be used to test the validity of measurement instruments. Besides, MDS also includes information about the lack of dimension used in the instrument was developed. It is essential to providing the same results with SEM in the development of an instrument.

## REFERENCES

- Ann Mean, L. (2008). *On Creativity. Awakening the Creative Mind*. Kuala Lumpur: Pelanduk Publications.
- Bilgin, I., Karakuyu, Y., & Ay, Y. (2015). The effects of project based learning on undergraduate students' achievement and self-efficacy beliefs towards science teaching. *Eurasia Journal of Mathematics, Science & Technology Education*, 11(3), 469-477.  
<https://doi.org/10.12973/eurasia.2014.1015a>
- Borg, I., & Groenen, P. (2006). Modern multidimensional scaling: Theory and applications. *Journal of Educational Measurement*, 40(3), 277-280.  
<https://doi.org/10.1111/j.1745-3984.2003.tb01108.x>
- Budsankom, P., Sawangboon, T., Damrongpanit, S., & Chuensirimongkol, J. (2015). Factors affecting higher order thinking skills of students: a meta-analytic structural equation modelling study. *Educational Research and Reviews*, 10(19), 2639-2652.  
<https://doi.org/10.5897/ERR2015.2371>
- Chin, W. W. (1998). Issues and opinion on structural equation modelling. *Management Information Systems Quarterly*, 22(1), 1-14.  
<https://www.jstor.org/stable/249674>
- Coulacoglou, C., & Saklofske, D. (2018). *Psychometrics and Psychological Assessment: Principles and Applications*. Cambridge: Academic Press.
- Davison, M. L., Richards, P. S., & Rounds Jr., J. B. (1986).

DOI: <https://doi.org/10.24127/ajpm>

- Multidimension scaling in counselling research and practice. *Journal of Counselling and Development*, 6, 178-184. <https://doi.org/10.1002/j.1556-6676.1986.tb01309.x>
- de Bono, E. (1990). *Lateral Thinking: A Text Book of Creativity*. London: Penguin Books.
- Drijvers, P., Kodde-Buitenhuis, H., & Doorman, H. (2019). Assessing mathematical thinking as part of curriculum reform in the Netherlands. *Educational Studies in Mathematics*, 102, 435–456. <https://doi.org/10.1007/s10649-019-09905-7>
- Drost, E. A. (2011). Validity and reliability in social research. *Education Research and Perspectives*, 38(1), 105-124.
- Glassner, A., & Schwarz, B. B. (2007). What stands and develops between creative and critical thinking? Argumentation?. *Thinking Skills and Creativity*, 2(1), 10-18. <https://doi.org/10.1016/j.tsc.2006.10.001>
- Graham, S., Hebert, M., & Harris, K. R. (2015). Formative assessment and writing: A meta-analysis. *The Elementary School Journal*, 115(4), 523-547. <https://doi.org/10.1086/681947>
- Hair, J. F., Ringle, C. M., & Sarstedt, M. (2013). Partial least squares structural equation modeling: Rigorous applications, better results and higher acceptance. *Long range planning*, 46(1-2), 1-12. <https://ssrn.com/abstract=2233795>
- Hout, M. C., Godwin, H. J., Fitzsimmons, G., Robbins, A., Menneer, T., & Goldinger, S. D. (2016). Using multidimensional scaling to quantify similarity in visual search and beyond. *Attention, Perception, & Psychophysics*, 78, 3-20. <https://doi.org/10.3758/s13414-015-1010-6>
- Hout, M. C., Papesh, M. H., & Goldinger, S. D. (2013). Multidimensional scaling. *Wiley Interdisciplinary Reviews: Cognitive Science*, 4(1), 93-103. <https://doi.org/10.1002/wcs.1203>
- Hulse, S. H., Egeth, H., & Deese, J. (1980). *The Psychology of Learning*. New York: McGraw-Hill.
- Jacoby, W. G., & Armstrong II., D. A. (2014). Bootstrap confidence regions for multidimensional scaling solutions. *American Journal of Political Science*, 58(1), 264-278. <https://doi.org/10.1111/ajps.12056>
- Keller, M. M., Neumann, K., & Fischer, H. E. (2017). The impact of physics teachers' pedagogical content knowledge and motivation on students' achievement and interest. *Journal of Research in Science Teaching*, 54(5), 586-614. <https://doi.org/10.1002/tea.21378>
- Koerber, S., Mayer, D., Osterhaus, C., Schwippert, K., & Sodian, B. (2015). The development of scientific thinking in elementary school: A comprehensive inventory. *Child Development*, 86(1), 327-336. <https://doi.org/10.1111/cdev.12298>
- Lewis, A., & Smith, D. (1993) Defining higher order thinking. *Theory Into Practice*, 32(3), 131-137. <https://doi.org/10.1080/00405849309543588>
- Limbach, B., & Waugh, W. (2009). Developing higher level thinking.

DOI: <https://doi.org/10.24127/ajpm>

- Journal of Instructional Pedagogies*, 1-9.  
<https://www.aabri.com/manuscripts/09423.pdf>
- Mertens, D. M. (2015). *Research and Evaluation in Education and Psychology*. Los Angeles: Sage Publications.
- Messick, S. (1994). Alternative modes of assessment, uniform standards of validity. *Research Report*. New Jersey: Educational Testing Service.
- Miri, B., David, B., & Uri, Z. (2007). Purposely teaching for the promotion of higher order thinking skills: A case of critical thinking. *Research in Science Education*, 37, 353-369.  
<https://doi.org/10.1007/s11165-006-9029-2>
- Mohajan, H. K. (2017). Two criteria for good measurement in research: Validity and reliability. *Annals of Spiru Haret University*, 17(3), 58-82.
- Newton, P. E. (2007). Clarifying the purposes of educational assessment. *Assessment in Education: Principles, Policy & Practice*, 14(2), 149-170.  
<https://doi.org/10.1080/09695940701478321>
- NTCM. (2000). *Principles and Standards for School Mathematics*. Reston: The National Council of Teachers of Mathematics, Inc.
- Peter, E. E. (2012). Critical thinking: Essence for teaching mathematics and mathematics problem solving skills. *African Journal of Mathematics and Computer Science Research*, 5(3), 39-43.  
<https://doi.org/10.5897/AJMCSR11.161>
- Ramos, J. L. S., Dolipas, B. B., & Villamore, B. B. (2013). Higher order thinking skill and academic performance in physics of college students: A regression analysis. *International Journal of Innovative Interdisciplinary Research*, 4, 48-60.
- Salkind, N. J. (2010). *Structural Equation Modelling*. Los Angeles: SAGE Publishing.  
<https://doi.org/10.4135/978142961288>
- Stiggins, R. J., Griswold, M. M., & Wikelund, K. R. (1989). Measuring thinking skills through classroom assessment. *Journal of Educational Measurement*, 36(3), 233-246.  
<https://doi.org/10.1111/j.1745-3984.1989.tb00330.x>
- Suurtamm, C., Thompson, D. R., Kim, R. Y., Moreno, L. D., Sayac, N., Schukajlow, S., Silver, E., Ufer, S., & Vos, P. (2016). *Assessment in Mathematics Education*. Cham: Springer.  
[https://doi.org/10.1007/978-3-319-32394-7\\_1](https://doi.org/10.1007/978-3-319-32394-7_1)
- Tanujaya, B. (2016). Development an instrument to measure higher order thinking skills in senior high school mathematics instruction. *Journal Education and Practice*, 7(21), 144-148.
- Tanujaya, B. (2017). Application assessment as learning in mathematics instruction. *Advances in Social Science, Education, and Humanities Research*, 100, 140-145.
- Tanujaya, B., Prahmana, R. C. I., & Mumu, J. (2017). Mathematics instruction, problems, challenges, and opportunities: A case study in Manokwari regency, Indonesia. *World Transactions on*

DOI: <https://doi.org/10.24127/ajpm>

- Engineering and Technology Education*, 15(3), 287-291.
- Teqja, Z., & Dennis Jr., S. F. (2016). Creative thinking, critical thinking and systemic thinking-key instruments to deeply transform the higher education system in Albania: The case of landscape architecture. *Educational Alternatives*, 14, 543-555. <https://www.scientific-publications.net/get/1000021/1474994295652029.pdf>
- Thakkar, J. J. (2020). *Structural Equation Modelling: Application for Research and Practice*. Cham: Springer. <https://doi.org/10.1007/978-981-15-3793-6>
- Vidergor, H. E. (2018). Effectiveness of the multidimensional curriculum model in developing higher-order thinking skills in elementary and secondary students. *The Curriculum Journal*, 29(1), 95-115. <https://doi.org/10.1080/09585176.2017.1318771>
- Wang, S., & Wang, H. (2011) Teaching higher order thinking in the introductory MIS course: A model-direct approach. *Journal Education for Business*, 86(4), 208-212. <https://doi.org/10.1080/08832323.2010.505254>
- Weintrop, D., Beheshti, E., Horn, M., Orton, K., Jona, K., Trouille, L., & Wilensky, U. (2016). Defining computational thinking for mathematics and science classrooms. *Journal of Science Education and Technology*, 25(1), 127-147. <https://doi.org/10.1007/s10956-015-9581-5>
- Yaghmale, F. (2003). Content validity and its estimation. *Journal of Medical Education*, 1(3), 25-27. <https://doi.org/10.22037/jme.v3i1.870>
- Yang, Y. T. C. (2015). Virtual CEOs: A blended approach to digital gaming for enhancing higher order thinking and academic achievement among vocational high school students. *Computers & Education*, 81, 281-295. <https://doi.org/10.1016/j.compedu.2014.10.004>
- Yee, M. H., Othman, W., Yunos, J., Tee, T. K., Hassan, R., & Mohamad, M. M. (2011). The level of marzano higher order thinking skills among technical education students. *International Journal of Social Science and Humanity*, 1(2), 121-125. <http://ijssh.org/papers/20-H009.pdf>
- Yee, M. H., Yunos, J. M., Othman, W., Hassan, R., Tee, T. K., & Mohamad, M. M. (2015). Disparity of learning styles and higher order thinking skills among technical students. *Procedia-Social and Behavioral Sciences*, 204, 143-152. <https://doi.org/10.1016/j.sbspro.2015.08.127>
- Zamanzadeh, V., Ghahramanian, A., Rassouli, M., Abbaszadeh, A., Alavi-Majd, H., & Nikanfar, A. (2015). Design and implementation content validity study: Development of an instrument for measuring patient-centered communication. *Journal of Caring Sciences*, 4(2), 165-178. <https://doi.org/10.15171/jcs.2015.017>





Artikel diterima dengan revisi pada tanggal 25 Desember 2020 dengan catatan dan komentar dari 2 orang reviewer.

Editor  
2020-12-25 08:30 AM

Subject: [AJPM] Editor Decision DELETE

Rully Charitas Indra Prahmana:

We have reached a decision regarding your submission to AKSIOMA: Jurnal Program Studi Pendidikan Matematika, "MATHEMATICS STUDENTS' HOTS ASSESSMENT".

Our decision is: Revisions Required  
Kami ingin memberi tau bahwa artikel Bpk/Ibu sudah selesai direview. Silahkan download file dari kedua reviewer.  
Caranya:  
1. Login ke ojs aksioma  
2. Klik artikel yg anda submit  
3. Pilih menu review  
4. Download file dari reviewer A dan B.  
5. Lakukan revisi sesuai catatan reviewer.  
6. Hasil revisi atau penambahan kalimat/kata, di-highlight dengan warna font "Hijau".  
7. Jika sudah direvisi, upload kembali hasil revisi di "upload author version"

Terima kasih

Catatan:  
JANGAN LUPA  
Jika ada judul, abstrak, keywords, nama penulis/anggota, referensi atau metadata lainnya di ojs, maka harap untuk di update / disesuaikan di ojs nya.

Download Panduan Revisi <http://bit.ly/2tb5v7N>

Mr Swaditya Rizki  
Universitas Muhammadiyah Metro  
[swadityarizki@ummetro.ac.id](mailto:swadityarizki@ummetro.ac.id)

---

AKSIOMA: Jurnal Program Studi Pendidikan Matematika  
<http://fkip.ummetro.ac.id/journal/index.php/matematika>

Artikel di review oleh 2 orang reviewer.

The screenshot shows the journal's homepage with the title "AKSIOMA Jurnal Program Studi Pendidikan Matematika" and the publisher "UM METRO UNIVERSITAS MUHAMMADIYAH METRO". The navigation menu includes HOME, ABOUT, USER HOME, SEARCH, CURRENT, ARCHIVES, ANNOUNCEMENTS, and STATISTICS. The main content area displays the review process for article #3107, titled "MATHEMATICS STUDENTS' HOTS ASSESSMENT". The submission details are as follows:

Submission	
Authors	Benidiktus Tanujaya, Rully Charitas Indra Prahmana, Jeline Mumu
Title	MATHEMATICS STUDENTS' HOTS ASSESSMENT
Section	Articles
Editor	Swaditya Rizki

Below the submission details, the peer review process is shown for Round 1:

Peer Review	
Round 1	
Review Version	3107-8988-2-RV.DOCX 2020-10-25
Initiated	2020-10-25
Last modified	2020-12-25
Uploaded file	Reviewer B 3107-9886-1-RV.DOCX 2020-12-25 Reviewer A 3107-9862-1-RV.DOCX 2020-12-22

The right sidebar contains various links: EDITORIAL BOARD, REVIEWER TEAMS, AUTHOR GUIDELINES, PUBLICATION ETHICS, FOCUS AND SCOPE, JOURNAL HISTORY, ARTICLE PROCESSING CHARGES, POLICIES, INDEXING, TEMPLATE, CONTACT, and Accredited Rank 2 (SINTA 2).

Hasil review oleh 2 orang reviewer, yang semuanya memberikan catatan pada artikel nya secara langsung.

[Paper ID: 3107]

## MATHEMATICS STUDENTS' HOTS ASSESSMENT

Received dd Month yy; Received in revised form dd Month yy; Accepted dd Month yy

### Abstrak

Penilaian atau evaluasi merupakan aspek penting dari pendidikan. Titik kritis dalam evaluasi adalah validitas instrumen yang digunakan dalam melakukan penilaian. Namun, beberapa peneliti tidak terlalu memperhatikan bagian ini, yang berakibat pada hasil penelitian yang tidak valid. Penelitian ini bertujuan untuk memetakan indikator *Higher Order Thinking Skills* (HOTS) matematika siswa dan menganalisis keberadaannya sebagai komponen penting pada suatu instrumen. Subjek penelitian ini adalah 203 siswa SMA IPA di Manokwari, Indonesia. Instrumen tes yang melibatkan lima indikator berpikir kritis dan empat indikator berpikir kreatif digunakan untuk mengukur HOTS siswa. Data dianalisis menggunakan *multidimensional scaling* (MDS) untuk memetakan seluruh indikator. Hasil penelitian menunjukkan bahwa kelima indikator keterampilan berpikir kritis membentuk pola sebaran yang menyatu, sedangkan keempat indikator kreativitas cenderung menyebar. Oleh karena itu, setiap indikator yang digunakan memiliki kontribusi unik dalam menjelaskan HOTS matematika siswa.

**Kata kunci:** Instrumen HOTS; Berfikir Kreatif; Berfikir Kritis; *Multidimensional Scaling*

### Abstract

*Assessment is a crucial aspect of education. A critical point in the evaluation is the validity of the instruments used in conducting the assessment. However, some researchers do not pay more attention to this section, which results in the invalid results of the resulting research. This study aimed to map the indicators of the Higher-Order Thinking Skills (HOTS) of mathematics students and analyze their existence as components of the instruments. The subjects were 203 senior high school students of science, Manokwari, Indonesia. Test instruments that involved five critical and four creative thinking were used to measure students' HOTS. The data was analyzed using multidimensional scaling (MDS) to map the indicators. The results showed that the five indicators of critical thinking skills form a unified distribution pattern, while the four indicators of creativity tend to spread. Therefore, each indicator used has a unique contribution in explaining the HOTS of mathematics students.*

**Keywords:** HOTS Instrument; Creative Thinking; Critical Thinking; Multidimensional Scaling

### INTRODUCTION

Mathematics is one of the most critical subjects in the education system in various countries, including Indonesia. It is indicated by including this material in several evaluation programs at the international level, such as TIMSS and PISA. Besides, as one of the scientific thinking parts, mathematics is needed for the development of students' thinking skills (Koerber, Mayer, Osterhaus,

Schwippert, & Sodian, 2015; Weintrop, Beheshti, Horn, Orton, Jona, Trouille, & Wilensky, 2016) and their characters, such as honesty, discipline, perseverance, responsibility, and confidence (Tanujaya, 2016). Therefore, students need to have sufficient mathematical knowledge and skills to face a better future in every area of life.

Merely having mathematics knowledge is not enough; students must be able to think critically to solves

**Commented [H1]:** Hilangkan kata-kata penulis, peneliti, saya, kami, dsb sebagai kata ganti subjek.

**Commented [H2]:** Urutkan berdasarkan abjad

### Commented [H3]:

- 1.tambahkan pembahasan bahwa sebuah asesmen harus disusun berdasarkan indikator (dalam hal ini indikator HOTS)
2. tambahkan paparan masalah yang menjadi titik tolak bahwa penelitian ini memang perlu untuk dilakukan (sesuai dengan isi dalam abstrak yaitu, banyak pelaku penelitian yang mengabaikan asesmen sehingga diperoleh hasil yang tidak tepat. Beri penjelasan yang berkaitan pula dengan bukti bahwa memang hal yang disebutkan tersebut memang terjadi)
- 3.Tambahkan relevansi dari fakta yang menyebutkan bahwa sebuah asesmen perlu memenuhi kriteria validitas dengan pemetaan indikator HOTS

DOI: <https://doi.org/10.24127/ajpm>

mathematics problems (Peter, 2012). Consequently, students must learn mathematics with understanding. They have to construct their knowledge actively through experience and previous knowledge. Also, to improve the learning process, it is necessary to conduct an assessment. Assessment, especially classroom assessment, is critical in supporting the success of students in learning mathematics. The classroom assessment should support the learning of essential mathematics and furnish useful information to both teachers and students (NCTM, 2000).

The assessment of students' achievement is essential to the teaching and learning process (Stiggins, Griswold, & Wiklund, 1989; Bilgin, Karakuyu, & Ay, 2015; Keller, Neumann, & Fischer, 2017). The evaluation has been used for multiple purposes, such as providing student grades, system monitoring, determining interventions, improving teaching and learning, or providing individual feedback to students (Newton, 2007; Graham, Hebert, & Harris, 2015). Assessment is a process of gathering data that accurately reflects students' achievement of the curriculum expectations in a subject. Thus, there are some purposes of evaluation, although the primary purpose of assessment is basically to gather information and provides feedback to support the teaching and learning process (Tanujaya, 2017); facilitate student learning, and improve teaching practice of the teacher (Suurtaam et al., 2016). The assessment drives the teaching and learning process.

Assessment is a crucial aspect of education, while the standard criterion for the appropriate evaluation is validity (Drijvers, Kodde-Buitenhuis, & Doorman, 2019). A critical point of the

assessment is the validity of the instruments used in conducting the evaluation. Validity in education research is a principal problem because it involves the accuracy of instruments used for measurement. It means that the lack of instruments' validity can provide research results that lack validity as well. Furthermore, Mohajan (2017) shows that instruments' validity plays a role in determining quality, and only a valid instrument will produce credible research. Therefore, the validity of an instrument needs to be considered in a study.

There are four groups of validity, namely statistical conclusion, internal, construct, and external or generalization. Construct validity can be translation validity or criteria related validity. Meanwhile, translation validity is further divided into face validity and content validity (Dross, 2011). Furthermore, Zamanzadeh et al. (2015) stated that content validity is essential in research, among other types.

Content validity, also known as content-related, intrinsic, relevance, representative and logical or sampling validity, can be used to measure interest variables. Content validity measures the completeness and representativeness of the scale content. It refers to the degree at which an instrument covers the content meant to be measured and can be obtained from literature, representatives of relevant populations, and experts. Therefore, content validity can be represented in the phases of development and expert judgment (Yaghmale, 2003).

On the other hand, learning mathematics requires thinking mathematically. Mathematics thinking skills, especially Higher Order Thinking Skills (HOTS), are essential aspects of mathematics instruction (Tanujaya,

DOI: <https://doi.org/10.24127/ajpm>

Prahmana, & Mumu, 2017). There is a linear, positive, and strong relationship between HOTS and the performance of mathematics students. Students with a high level of higher-order thinking skills tend to be more successful in their studies (Yang, 2015; Budsankom, Sawangboon, Damrongpanit, & Chuensirimongkol, 2015). Students with HOTS can learn, improve their performance, and reduce their weaknesses (Yee, Othman, Yunos, Tee, Hassan, & Mohamad, 2011).

HOTS is the highest level in the hierarchy of cognitive processes. This higher-level thinking allows students to excel and achieve intellectual freedom (Limbach & Waugh, 2009). HOTS of students happen when they get new information, keep in memory and compile, link to existing knowledge, and generate this information to achieve a goal or solve a complicated situation. HOTS can challenge a person to interpret and analyze data, consequently allowing students to think critically about a lot of available data in a limited time. (Yee, Yunos, Othman, Hassan, Tee, & Mohamad, 2015). Therefore, to evaluate the progress of mathematics instruction, achievement should be accessed through the instrument of students' HOTS. Does the instrument use measures students' higher-order thinking skills have good content validity?

At all levels of the Indonesian education system, the evaluation of the success of mathematics instruction is based on students' HOTS. Among various thinking abilities acquired during formal education, critical and creative thinking skills are two components that should be considered in learning mathematics. In this regard, Miri, David, and Uri (2007), Wang and Wang (2011), Ramos, Dolipas, and

Villamore (2013) noted that critical and creative thinking skills have two principal dimensions of HOTS.

Based on these theories, Tanujaya (2016) developed an instrument to measure the HOTS of mathematics students using the two dimensions of critical and creative skills. The instrument has good validity and reliability based on some phase of development, expert judgment, field trials, and then analyzed statistically using Structural Equation Modelling (SEM). It is a standard procedure used by some experts in developing an instrument test with some modification (Coulacoglou & Saklofske, 2018). The instrument constructed is said to be valid according to the whole process.

Structural Equation Modelling (SEM) is a multivariate quantitative technique employed to describe the relationships among observed variables. The method helps the researcher to test or validate a theoretical model for theory testing and extension (Thakkar, 2020). The technique could be view as a combination of three statistical methods, namely multiple regression, path analysis, and confirmatory factor analysis (Salkind, 2010). Therefore, SEM provides comes a higher level of complexity, requiring more excellent knowledge about the conditions and assumptions for appropriate usage. Without due consideration, the results and conclusions based on its application can be seriously flawed or invalid (Chin, 1988; Hair, Ringle, & Sarstedt, 2013). Some assumptions for valid usage of SEM, among others: endogenous variables and exogenous variables have a linear relationship, the variables should affect and cause relationship, and the sample size is generally 20 times more than the number the indicator (Thakkar, 2020).

DOI: <https://doi.org/10.24127/ajpm>

Consequently, the complexity of applying SEM results in need for another statistical method that is easy to use by presenting the same but more informative analysis results.

On the other hand, the HOTS' developed instrument should be valid with a unique role. The instrument has good validity if each of these indicators must have a unique contribution to higher-order thinking skills. However, when there is an overlap among the indicators in explaining thinking skills, the instrument is not valid and should not be used. Therefore, it is necessary to conduct a study to find out the existence of indicators used to measure HOTS.

There are several relevant questions related to the study, such as in learning mathematics, what is the relationship between critical and creative thinking skills of high school students? Do there have a close relationship? How are these related? Could these two skills be formed at the same time, or learned separately? To answer these questions, it is necessary to analyze the relationship through the mapping of various indicators of critical and creative thinking skills of mathematics students.

Various statistical analysis methods are available to help a researcher study the relationship between variables in their observations, including correlation and regression analysis. The two-statistical analysis produces statistical data in a numerical format, which can be evaluated in one dimension. On the other hand, there are different types of statistical methods developed to generate data analysis results in the image or graphical format. Results of data analysis presented in image or graphic have many advantages compared to numerical form. Researchers could deduce a higher

number and many kinds of conclusions by using the image or graphic format. Hence, more information could be generated from the corresponding research representing the observed populations. One of the statistical methods which produce an image or graphical format from the analysis is multidimensional scaling.

Multidimensional scaling (MDS) is a statistical technique that can be used to produce geometric models of proximities data (Jacoby & Armstrong II, 2014), or mapping the structure of objects (Davidson, Richards, & Rounds Jr., 1986). MDS represents measurements of similarity (or dissimilarity) among pairs of objects as distances between points of a low-dimension in multidimensional space. The graphical display of the correlations provided by MDS enables the researcher to analyze the data and explore its structure visually. Too often shows regularities that remain hidden when studying arrays of numbers (Borg & Groenen, 2006).

Therefore, this study aims to map the HOTS of mathematics students' indicators using the multidimensional scaling statistic method. The results of this study are used to explore the existence of various indicators of The HOTS instruments for mathematics students. They are also expected to contribute to developing a suitable strategy in mathematics learning to improve the critical and creative thinking skills of mathematics students.

## **METHOD**

The object analysis of this study is the instrument used to measure the HOTS of mathematics students. The essay test was developed by Tanujaya (2016). The instrument measures both critical and creative skills and consists

DOI: <https://doi.org/10.24127/ajpm>

of nine questions representing HOTS's indicators. Critical thinking skills' indicators include prediction of impact, problem-solving, decision making, conceptual, and principles of understanding. Meanwhile, creativity's indicators consist of four items, namely working within the boundaries of competence, overcoming new challenges, having different reasoning patterns, and having lateral (imaginative) thinking.

The subjects for this study were 203 students majoring in Natural Sciences were used as subjects for the test instrument, and it lasted for 1 hour (60 minutes). Assessment of students' work uses a holistic rubric that can evaluate three main components, namely question understanding, answer procedure, and correctness of answers. The data obtained from this assessment were students' test scores ranging from 0 to 108, which were subsequently converted from 0 to 100.

The results were statistically analyzed using MDS. As a statistical technique, it is used to reduce the complexity of a data set to permit the visual appreciation of the underlying relational structures (Hout, Papesh, & Goldinger, 2013). Therefore, this research should be able to find and visually recognize the relationships between several indicators that construct critical and creative skills using MDS.

Data analysis was performed using the MINITAB program package. The study's output was a two-dimensional graph produced by MDS, and it provided information about HOTS indicators' distribution. Based on similarity factors, indicators can be classified through their distribution. This distribution related to Hout, Godwin, Fitzsimmons, Robbins,

Menneer, and Goldinger (2016), which stated that the output of MDS is a 'map' that conveys the relationship between items, in this regard, similar elements are located proximal to one another, while different ones are proportionately further apart.

## RESULTS AND DISCUSSION

The MDS result showed that the mapping has a disperse configuration, and graphical representation's details were revealed in Figures 1, 2, and 3. The five HOTS indicators for critical thinking skills were represented in Figure 1, while the remaining four creative skills were indicated in Figure 2. Meanwhile, both critical and creative skills' distribution arrangements represent in Figure 3.

The students' ability to use mathematics concepts (kritis\_1), apply working principles (kritis\_2), predicting the impacts of both (kritis\_3), solving related problems (kritis\_4), and their decision making (kritis\_5) are the five critical thinking skills' indicators used for measuring HOTS. In contrast, the four creative skills' indicators are student's ability to solve mathematical problems by working at their competence limit (kreatif\_1), trying new things (kreatif\_2), with their divergence (kreatif\_3), and imaginative abilities (kreatif\_4).

Figure 1 showed that five HOTS indicators for critical thinking skills tend to disperse, and none of them has overlapping positions in a two-dimensional scatter plot. The distribution pattern explained that the indicators represent different natures of characters and could be used to generate a comprehensive information on HOTS of the study's subjects.

Commented [H4]: Subjek, lokasi, dan/atau sampel harus spesifik

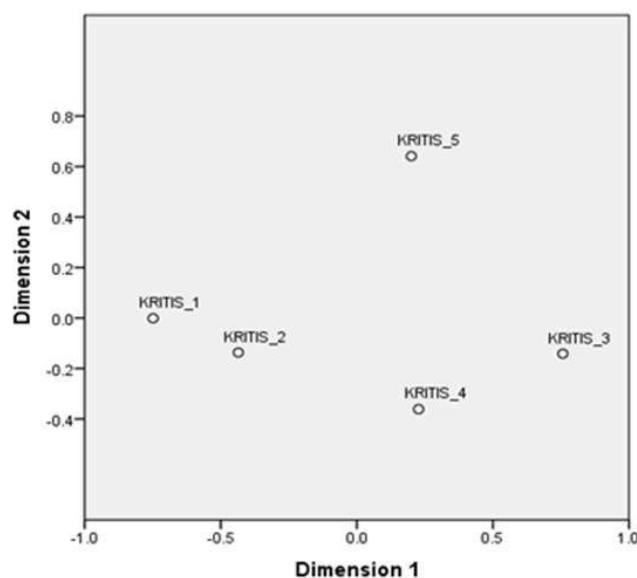


Figure 1. Distribution of HOTS indicators for critical thinking skills

Furthermore, it appears that the indicators analyzed formed three groups based on their proximity. The first consists of *kritis\_1* and 2, while *kritis\_3* and *kritis\_4* are contained in the second group. *Kritis\_5* is formed in the third group.

The existence of the first group shows that students' ability to utilize mathematics concepts has a close correlation with using the subject's principles. An idea is a set of properties linked by specific rules (Hulse, Egeth, & Deese, 1980). It is constructed by observing the features of a set of appropriate examples, while a principle is the result of a study of two or more concepts. The greater the mastery of mathematical concepts, the higher the ability to use its corresponding principles. Students are required to learn various interconnected concepts for mastering mathematics principles.

The principle is the result of the study of two or more mathematical concepts. Furthermore, students are expected to know more about utilizing or understanding mathematical concepts (Tanujaya, 2016). For example, when the sum of two real numbers is said to be commutative, it is one of the principles in the number of real numbers, while both are two concepts in mathematics. To understand the commutative principle, a student must first know the thoughts of addition and real numbers.

Furthermore, the second group's formation is due to the close relationship between the student's ability to predict the impact of using mathematics concepts and principles (*kritis\_3*) and solving problems (*kritis\_4*). When students can predict the effect, they can solve the problems.



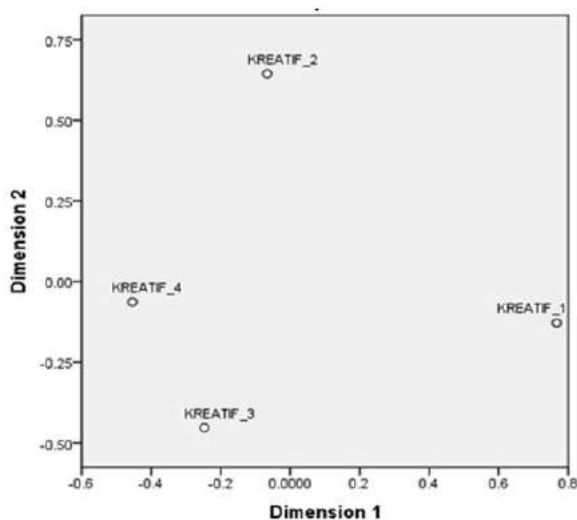


Figure 2. Distribution of HOTS indicators for creative thinking skills

Similar to Figure 1, the distribution of four HOTS indicators in Figure 2 is much the same as the first one, and it illustrated it disperse configurations with none of them showed in overlapping positions. This distribution arrangement indicated that the four indicators are accurately measured using the different features with each of them in their respective groups.

The indicators of creative thinking skills are located far apart, and it's a confirmation that there is no significant relationship among them. Students' ability to solve problems by working on the limits of their competence (kreatif\_1) does not have a significant connection to trying new things (kreatif\_2). Furthermore, their ability to think differently (kreatif\_3), does not have a significant relationship with imaginative reasoning (kreatif\_4). There is no significant correlation between two different creativity indicators as they do not have a close relationship.

The indicators of creative thinking skills differ from one another because creativity is the process of bringing new and original ideas into existence. It means thinking and acting innovatively (Ann Mean, 2008). Creativity levels vary from individuals in the same manner with actions and thoughts.

Moreover, as a skill, creative thinking can be trained and developed. It agrees with de Bono's opinion (1990), which states that the ability of human reasoning is not something that is given but can be trained and developed. Therefore, Ann Mean (2008) explained that natural creativity would remain hidden until one is put in a position to use them.

The distribution pattern was shown in a non-overlapping sequence when nine HOTS indicators were represented in one graphical illustration. The following figured the observed distribution of students in mathematics learning (Figure 3).

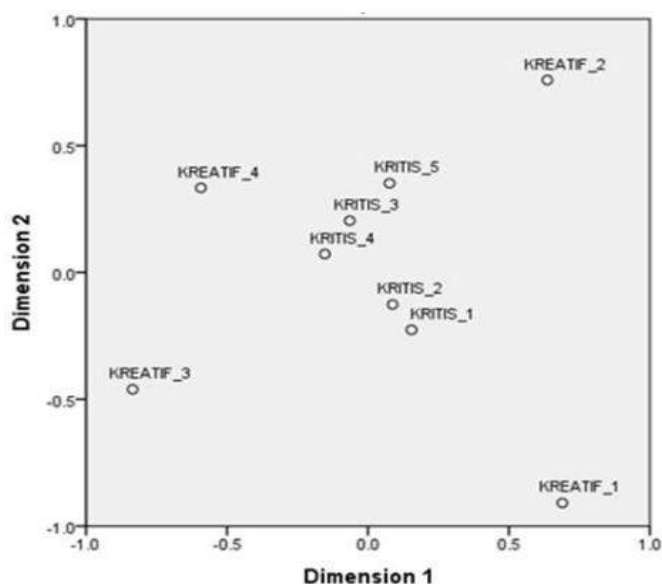


Figure 3. Distribution of HOTS indicators

The mapping provided in Figure 3 shows that the five indicators of critical thinking skills are building a more reliable and unified structure and producing independent groups. In contrast, the ones corresponding to creative skills tend to have more scattered configurations. Each creativity's indicator forms different groups because of their high variation. The scatter plot also shows that there is a high degree of similarity among critical thinking skills' indicators, but on the other hand, creativities differ. Therefore, the display in Figure 3 provided a corresponding result to what was presented in Figure 1 and Figure 2.

Furthermore, Figure 3 presents information that there is some space among the indicators. This circumstance shows that there are dimensions that have not been used on the instrument developed. In other words, there are still

different dimensions that need to be involved in measuring HOTS. This statement corresponded to a concept Messick (1994) and Mertens (2015), which states that there are two main threats to construct validity, one of which is the construct underrepresentation. Construct underrepresentation is a situation where the assessment to narrow and fails to include essential dimensions of the construct.

In some literature, The HOTS dimension consists of three different aspects, namely critical thinking, creative thinking, and decision making (Lewis & Smith, 1993; Glassner & Schwarz, 2007; Vidergor, 2018); critical thinking, systemic thinking, and creative thinking (Miri, David, & Uri, 2007; Teja & Dennis Jr., 2016); critical thinking, design thinking, and systems thinking (Wang & Wang,

DOI: <https://doi.org/10.24127/ajpm>

2011). Therefore, it can be stated that the instrument being developed has good construct validity, but less on content validity. There are still several dimensions that need to be included in the HOTS instrument.

Nevertheless, based on Figure 3, there are no overlaps among the nine indicators evaluated. Each indicator has a unique role in explaining the HOTS of mathematics students, although some indicators need to be included on the instrument. The distribution of indicators also confirms that as a statistical analysis tool, MDS can be used to evaluate the validity of instruments developed. Therefore, as a statistical technique, MDS can be used as an alternative to providing evidence about the validity of a measurement instrument.

## CONCLUSION

Indicators for critical thinking skills demonstrate higher similarities compared to that of creativity. These indicators can be arranged into one group, while those of creativity cannot be brought together. However, all of them have a series of contributions to the HOTS of mathematics students. Their development requires a different treatment even when they may be related, the development of critical thinking skills can be compatible with other indicators. In contrast, creativity's build-up cannot be synced with others. The results of this study confirm that MDS can be used to test the validity of measurement instruments. Besides, MDS also includes information about the lack of dimension used in the instrument was developed. It is essential to providing the same results with SEM in the development of an instrument.

...

## REFERENCES

- Ann Mean, L. (2008). *On Creativity. Awakening the Creative Mind*. Kuala Lumpur: Pelanduk Publications.
- Bilgin, I., Karakuyu, Y., & Ay, Y. (2015). The effects of project based learning on undergraduate students' achievement and self-efficacy beliefs towards science teaching. *Eurasia Journal of Mathematics, Science & Technology Education*, 11(3), 469-477.  
<https://doi.org/10.12973/eurasia.2014.1015a>
- Borg, I., & Groenen, P. (2006). Modern multidimensional scaling: Theory and applications. *Journal of Educational Measurement*, 40(3), 277-280.  
<https://doi.org/10.1111/j.1745-3984.2003.tb01108.x>
- Budsankom, P., Sawangboon, T., Damrongpanit, S., & Chuensirimongkol, J. (2015). Factors affecting higher order thinking skills of students: a meta-analytic structural equation modelling study. *Educational Research and Reviews*, 10(19), 2639-2652.  
<https://doi.org/10.5897/ERR2015.2371>
- Chin, W. W. (1998). Issues and opinion on structural equation modelling. *Management Information Systems Quarterly*, 22(1), 1-14.  
<https://www.jstor.org/stable/249674>
- Coulacoglou, C., & Saklofske, D. (2018). *Psychometrics and Psychological Assessment: Principles and Applications*. Cambridge: Academic Press.
- Davison, M. L., Richards, P. S., & Rounds Jr., J. B. (1986).

Commented [H5]: Tambahkan saran penelitian

DOI: <https://doi.org/10.24127/ajpm>

- Multidimension scaling in counselling research and practice. *Journal of Counselling and Development*, 6, 178-184. <https://doi.org/10.1002/j.1556-6676.1986.tb01309.x>
- de Bono, E. (1990). *Lateral Thinking: A Text Book of Creativity*. London: Penguin Books.
- Drijvers, P., Kodde-Buitenhuis, H., & Doorman, H. (2019). Assessing mathematical thinking as part of curriculum reform in the Netherlands. *Educational Studies in Mathematics*, 102, 435-456. <https://doi.org/10.1007/s10649-019-09905-7>
- Drost, E. A. (2011). Validity and reliability in social research. *Education Research and Perspectives*, 38(1), 105-124.
- Glassner, A., & Schwarz, B. B. (2007). What stands and develops between creative and critical thinking? Argumentation?. *Thinking Skills and Creativity*, 2(1), 10-18. <https://doi.org/10.1016/j.tsc.2006.10.001>
- Graham, S., Hebert, M., & Harris, K. R. (2015). Formative assessment and writing: A meta-analysis. *The Elementary School Journal*, 115(4), 523-547. <https://doi.org/10.1086/681947>
- Hair, J. F., Ringle, C. M., & Sarstedt, M. (2013). Partial least squares structural equation modeling: Rigorous applications, better results and higher acceptance. *Long range planning*, 46(1-2), 1-12. <https://ssrn.com/abstract=2233795>
- Hout, M. C., Godwin, H. J., Fitzsimmons, G., Robbins, A., Menneer, T., & Goldinger, S. D. (2016). Using multidimensional scaling to quantify similarity in visual search and beyond. *Attention, Perception, & Psychophysics*, 78, 3-20. <https://doi.org/10.3758/s13414-015-1010-6>
- Hout, M. C., Papesh, M. H., & Goldinger, S. D. (2013). Multidimensional scaling. *Wiley Interdisciplinary Reviews: Cognitive Science*, 4(1), 93-103. <https://doi.org/10.1002/wcs.1203>
- Hulse, S. H., Egeth, H., & Deese, J. (1980). *The Psychology of Learning*. New York: McGraw-Hill.
- Jacoby, W. G., & Armstrong II, D. A. (2014). Bootstrap confidence regions for multidimensional scaling solutions. *American Journal of Political Science*, 58(1), 264-278. <https://doi.org/10.1111/ajps.12056>
- Keller, M. M., Neumann, K., & Fischer, H. E. (2017). The impact of physics teachers' pedagogical content knowledge and motivation on students' achievement and interest. *Journal of Research in Science Teaching*, 54(5), 586-614. <https://doi.org/10.1002/tea.21378>
- Koerber, S., Mayer, D., Osterhaus, C., Schwippert, K., & Sodian, B. (2015). The development of scientific thinking in elementary school: A comprehensive inventory. *Child Development*, 86(1), 327-336. <https://doi.org/10.1111/cdev.12298>
- Lewis, A., & Smith, D. (1993) Defining higher order thinking. *Theory Into Practice*, 32(3), 131-137. <https://doi.org/10.1080/00405849309543588>
- Limbach, B., & Waugh, W. (2009). Developing higher level thinking.

DOI: <https://doi.org/10.24127/ajpm>

- Journal of Instructional Pedagogies*, 1-9.  
<https://www.aabri.com/manuscripts/09423.pdf>
- Mertens, D. M. (2015). *Research and Evaluation in Education and Psychology*. Los Angeles: Sage Publications.
- Messick, S. (1994). Alternative modes of assessment, uniform standards of validity. *Research Report*. New Jersey: Educational Testing Service.
- Miri, B., David, B., & Uri, Z. (2007). Purposely teaching for the promotion of higher order thinking skills: A case of critical thinking. *Research in Science Education*, 37, 353-369.  
<https://doi.org/10.1007/s11165-006-9029-2>
- Mohajan, H. K. (2017). Two criteria for good measurement in research: Validity and reliability. *Annals of Spiru Haret University*, 17(3), 58-82.
- Newton, P. E. (2007). Clarifying the purposes of educational assessment. *Assessment in Education: Principles, Policy & Practice*, 14(2), 149-170.  
<https://doi.org/10.1080/09695940701478321>
- NTCM. (2000). *Principles and Standards for School Mathematics*. Reston: The National Council of Teachers of Mathematics, Inc.
- Peter, E. E. (2012). Critical thinking: Essence for teaching mathematics and mathematics problem solving skills. *African Journal of Mathematics and Computer Science Research*, 5(3), 39-43.  
<https://doi.org/10.5897/AJMCSR11.161>
- Ramos, J. L. S., Dolipas, B. B., & Villamore, B. B. (2013). Higher order thinking skill and academic performance in physics of college students: A regression analysis. *International Journal of Innovative Interdisciplinary Research*, 4, 48-60.
- Salkind, N. J. (2010). *Structural Equation Modelling*. Los Angeles: SAGE Publishing.  
<https://doi.org/10.4135/978142961288>
- Stiggins, R. J., Griswold, M. M., & Wikelund, K. R. (1989). Measuring thinking skills through classroom assessment. *Journal of Educational Measurement*, 36(3), 233-246.  
<https://doi.org/10.1111/j.1745-3984.1989.tb00330.x>
- Suurtamm, C., Thompson, D. R., Kim, R. Y., Moreno, L. D., Sayac, N., Schukajlow, S., Silver, E., Ufer, S., & Vos, P. (2016). *Assessment in Mathematics Education*. Cham: Springer.  
[https://doi.org/10.1007/978-3-319-32394-7\\_1](https://doi.org/10.1007/978-3-319-32394-7_1)
- Tanujaya, B. (2016). Development an instrument to measure higher order thinking skills in senior high school mathematics instruction. *Journal Education and Practice*, 7(21), 144-148.
- Tanujaya, B. (2017). Application assessment as learning in mathematics instruction. *Advances in Social Science, Education, and Humanities Research*, 100, 140-145.
- Tanujaya, B., Prahmana, R. C. I., & Mumu, J. (2017). Mathematics instruction, problems, challenges, and opportunities: A case study in Manokwari regency, Indonesia. *World Transactions on*

DOI: <https://doi.org/10.24127/ajpm>

- Engineering and Technology Education*, 15(3), 287-291.
- Teqja, Z., & Dennis Jr., S. F. (2016). Creative thinking, critical thinking and systemic thinking-key instruments to deeply transform the higher education system in Albania: The case of landscape architecture. *Educational Alternatives*, 14, 543-555. <https://www.scientific-publications.net/get/1000021/1474994295652029.pdf>
- Thakkar, J. J. (2020). *Structural Equation Modelling: Application for Research and Practice*. Cham: Springer. <https://doi.org/10.1007/978-981-15-3793-6>
- Vidgor, H. E. (2018). Effectiveness of the multidimensional curriculum model in developing higher-order thinking skills in elementary and secondary students. *The Curriculum Journal*, 29(1), 95-115. <https://doi.org/10.1080/09585176.2017.1318771>
- Wang, S., & Wang, H. (2011) Teaching higher order thinking in the introductory MIS course: A model-direct approach. *Journal Education for Business*, 86(4), 208-212. <https://doi.org/10.1080/08832323.2010.505254>
- Weintrop, D., Beheshti, E., Horn, M., Orton, K., Jona, K., Trouille, L., & Wilensky, U. (2016). Defining computational thinking for mathematics and science classrooms. *Journal of Science Education and Technology*, 25(1), 127-147. <https://doi.org/10.1007/s10956-015-9581-5>
- Yaghmale, F. (2003). Content validity and its estimation. *Journal of Medical Education*, 1(3), 25-27. <https://doi.org/10.22037/jme.v3i1.870>
- Yang, Y. T. C. (2015). Virtual CEOs: A blended approach to digital gaming for enhancing higher order thinking and academic achievement among vocational high school students. *Computers & Education*, 81, 281-295. <https://doi.org/10.1016/j.compedu.2014.10.004>
- Yee, M. H., Othman, W., Yunos, J., Tee, T. K., Hassan, R., & Mohamad, M. M. (2011). The level of marzano higher order thinking skills among technical education students. *International Journal of Social Science and Humanity*, 1(2), 121-125. <http://ijssh.org/papers/20-H009.pdf>
- Yee, M. H., Yunos, J. M., Othman, W., Hassan, R., Tee, T. K., & Mohamad, M. M. (2015). Disparity of learning styles and higher order thinking skills among technical students. *Procedia-Social and Behavioral Sciences*, 204, 143-152. <https://doi.org/10.1016/j.sbspro.2015.08.127>
- Zamanzadeh, V., Ghahramanian, A., Rassouli, M., Abbaszadeh, A., Alavi-Majd, H., & Nikanfar, A. (2015). Design and implementation content validity study: Development of an instrument for measuring patient-centered communication. *Journal of Caring Sciences*, 4(2), 165-178. <https://doi.org/10.15171/jcs.2015.01>

**AKSIOMA:** Jurnal Program Studi Pendidikan Matematika  
Volume 0, No. 0, 20xx, 00-00

ISSN 2089-8703 (Print)  
ISSN 2442-5419 (Online)

DOI: <https://doi.org/10.24127/ajpm>

## MATHEMATICS STUDENTS' HOTS ASSESSMENT

*Received dd Month yy; Received in revised form dd Month yy; Accepted dd Month yy*

### Abstrak

Penilaian atau evaluasi merupakan aspek penting dari pendidikan. Titik kritis dalam evaluasi adalah validitas instrumen yang digunakan dalam melakukan penilaian. Namun, beberapa peneliti tidak terlalu memperhatikan bagian ini, yang berakibat pada hasil penelitian yang tidak valid. Penelitian ini bertujuan untuk memetakan indikator Higher Order Thinking Skills (HOTS) matematika siswa dan menganalisis keberadaannya sebagai komponen penting pada suatu instrumen. Subjek penelitian ini adalah 203 siswa SMA IPA di Manokwari, Indonesia. Instrumen tes yang melibatkan lima indikator berpikir kritis dan empat indikator berpikir kreatif digunakan untuk mengukur HOTS siswa. Data dianalisis menggunakan *multidimensional scaling* (MDS) untuk memetakan seluruh indikator. Hasil penelitian menunjukkan bahwa kelima indikator keterampilan berpikir kritis membentuk pola sebaran yang menyatu, sedangkan keempat indikator kreativitas cenderung menyebar. Oleh karena itu, setiap indikator yang digunakan memiliki kontribusi unik dalam menjelaskan HOTS matematika siswa.

**Kata kunci:** Instrumen HOTS; Berfikir Kreatif; Berfikir Kritis; *Multidimensional Scaling*

### Abstract

*Assessment is a crucial aspect of education. A critical point in the evaluation is the validity of the instruments used in conducting the assessment. However, some researchers do not pay more attention to this section, which results in the invalid results of the resulting research. This study aimed to map the indicators of the Higher-Order Thinking Skills (HOTS) of mathematics students and analyze their existence as components of the instruments. The subjects were 203 senior high school students of science, Manokwari, Indonesia. Test instruments that involved five critical and four creative thinking were used to measure students' HOTS. The data was analyzed using multidimensional scaling (MDS) to map the indicators. The results showed that the five indicators of critical thinking skills form a unified distribution pattern, while the four indicators of creativity tend to spread. Therefore, each indicator used has a unique contribution in explaining the HOTS of mathematics students.*

**Keywords:** HOTS Instrument; Creative Thinking; Critical Thinking; *Multidimensional Scaling*

### INTRODUCTION

Mathematics is one of the most critical subjects in the education system in various countries, including Indonesia. It is indicated by including this material in several evaluation programs at the international level, such as TIMSS and PISA. Besides, as one of the scientific thinking parts, mathematics is needed for the development of students' thinking skills (Koerber, Mayer, Osterhaus,

Schwippert, & Sodian, 2015; Weintrop, Beheshti, Horn, Orton, Jona, Trouille, & Wilensky, 2016) and their characters, such as honesty, discipline, perseverance, responsibility, and confidence (Tanujaya, 2016). Therefore, students need to have sufficient mathematical knowledge and skills to face a better future in every area of life.

Merely having mathematics knowledge is not enough; students must be able to think critically to solves

**Commented [P1]:** Introduction jangan terlalu panjang, maksimal +- 10%. Tulis poin-poin pentingnya saja.



DOI: <https://doi.org/10.24127/ajpm>

mathematics problems (Peter, 2012). Consequently, students must learn mathematics with understanding. They have to construct their knowledge actively through experience and previous knowledge. Also, to improve the learning process, it is necessary to conduct an assessment. Assessment, especially classroom assessment, is critical in supporting the success of students in learning mathematics. The classroom assessment should support the learning of essential mathematics and furnish useful information to both teachers and students (NCTM, 2000).

The assessment of students' achievement is essential to the teaching and learning process (Stiggins, Griswold, & Wiklund, 1989; Bilgin, Karakuyu, & Ay, 2015; Keller, Neumann, & Fischer, 2017). The evaluation has been used for multiple purposes, such as providing student grades, system monitoring, determining interventions, improving teaching and learning, or providing individual feedback to students (Newton, 2007; Graham, Hebert, & Harris, 2015). Assessment is a process of gathering data that accurately reflects students' achievement of the curriculum expectations in a subject. Thus, there are some purposes of evaluation, although the primary purpose of assessment is basically to gather information and provides feedback to support the teaching and learning process (Tanujaya, 2017); facilitate student learning, and improve teaching practice of the teacher (Suurtaam et al., 2016). The assessment drives the teaching and learning process.

Assessment is a crucial aspect of education, while the standard criterion for the appropriate evaluation is validity (Drijvers, Kodde-Buitenhuis, & Doorman, 2019). A critical point of the

assessment is the validity of the instruments used in conducting the evaluation. Validity in education research is a principal problem because it involves the accuracy of instruments used for measurement. It means that the lack of instruments' validity can provide research results that lack validity as well. Furthermore, Mohajan (2017) shows that instruments' validity plays a role in determining quality, and only a valid instrument will produce credible research. Therefore, the validity of an instrument needs to be considered in a study.

There are four groups of validity, namely statistical conclusion, internal, construct, and external or generalization. Construct validity can be translation validity or criteria related validity. Meanwhile, translation validity is further divided into face validity and content validity (Dross, 2011). Furthermore, Zamanzadeh et al. (2015) stated that content validity is essential in research, among other types.

Content validity, also known as content-related, intrinsic, relevance, representative and logical or sampling validity, can be used to measure interest variables. Content validity measures the completeness and representativeness of the scale content. It refers to the degree at which an instrument covers the content meant to be measured and can be obtained from literature, representatives of relevant populations, and experts. Therefore, content validity can be represented in the phases of development and expert judgment (Yaghmale, 2003).

On the other hand, learning mathematics requires thinking mathematically. Mathematics thinking skills, especially Higher Order Thinking Skills (HOTS), are essential aspects of mathematics instruction (Tanujaya,

DOI: <https://doi.org/10.24127/ajpm>

Prahmana, & Mumu, 2017). There is a linear, positive, and strong relationship between HOTS and the performance of mathematics students. Students with a high level of higher-order thinking skills tend to be more successful in their studies (Yang, 2015; Budsankom, Sawangboon, Damrongpanit, & Chuensirimongkol, 2015). Students with HOTS can learn, improve their performance, and reduce their weaknesses (Yee, Othman, Yunos, Tee, Hassan, & Mohamad, 2011).

HOTS is the highest level in the hierarchy of cognitive processes. This higher-level thinking allows students to excel and achieve intellectual freedom (Limbach & Waugh, 2009). HOTS of students happen when they get new information, keep in memory and compile, link to existing knowledge, and generate this information to achieve a goal or solve a complicated situation. HOTS can challenge a person to interpret and analyze data, consequently allowing students to think critically about a lot of available data in a limited time. (Yee, Yunos, Othman, Hassan, Tee, & Mohamad, 2015). Therefore, to evaluate the progress of mathematics instruction, achievement should be accessed through the instrument of students' HOTS. Does the instrument use measures students' higher-order thinking skills have good content validity?

At all levels of the Indonesian education system, the evaluation of the success of mathematics instruction is based on students' HOTS. Among various thinking abilities acquired during formal education, critical and creative thinking skills are two components that should be considered in learning mathematics. In this regard, Miri, David, and Uri (2007), Wang and Wang (2011), Ramos, Dolipas, and

Villamore (2013) noted that critical and creative thinking skills have two principal dimensions of HOTS.

Based on these theories, Tanujaya (2016) developed an instrument to measure the HOTS of mathematics students using the two dimensions of critical and creative skills. The instrument has good validity and reliability based on some phase of development, expert judgment, field trials, and then analyzed statistically using Structural Equation Modelling (SEM). It is a standard procedure used by some experts in developing an instrument test with some modification (Coulacoglou & Saklofske, 2018). The instrument constructed is said to be valid according to the whole process.

Structural Equation Modelling (SEM) is a multivariate quantitative technique employed to describe the relationships among observed variables. The method helps the researcher to test or validate a theoretical model for theory testing and extension (Thakkar, 2020). The technique could be view as a combination of three statistical methods, namely multiple regression, path analysis, and confirmatory factor analysis (Salkind, 2010). Therefore, SEM provides comes a higher level of complexity, requiring more excellent knowledge about the conditions and assumptions for appropriate usage. Without due consideration, the results and conclusions based on its application can be seriously flawed or invalid (Chin, 1988; Hair, Ringle, & Sarstedt, 2013). Some assumptions for valid usage of SEM, among others: endogenous variables and exogenous variables have a linear relationship, the variables should affect and cause relationship, and the sample size is generally 20 times more than the number the indicator (Thakkar, 2020).

DOI: <https://doi.org/10.24127/ajpm>

Consequently, the complexity of applying SEM results in need for another statistical method that is easy to use by presenting the same but more informative analysis results.

On the other hand, the HOTS' developed instrument should be valid with a unique role. The instrument has good validity if each of these indicators must have a unique contribution to higher-order thinking skills. However, when there is an overlap among the indicators in explaining thinking skills, the instrument is not valid and should not be used. Therefore, it is necessary to conduct a study to find out the existence of indicators used to measure HOTS.

There are several relevant questions related to the study, such as in learning mathematics, what is the relationship between critical and creative thinking skills of high school students? Do there have a close relationship? How are these related? Could these two skills be formed at the same time, or learned separately? To answer these questions, it is necessary to analyze the relationship through the mapping of various indicators of critical and creative thinking skills of mathematics students.

Various statistical analysis methods are available to help a researcher study the relationship between variables in their observations, including correlation and regression analysis. The two-statistical analysis produces statistical data in a numerical format, which can be evaluated in one dimension. On the other hand, there are different types of statistical methods developed to generate data analysis results in the image or graphical format. Results of data analysis presented in image or graphic have many advantages compared to numerical form. Researchers could deduce a higher

number and many kinds of conclusions by using the image or graphic format. Hence, more information could be generated from the corresponding research representing the observed populations. One of the statistical methods which produce an image or graphical format from the analysis is multidimensional scaling.

Multidimensional scaling (MDS) is a statistical technique that can be used to produce geometric models of proximities data (Jacoby & Armstrong II, 2014), or mapping the structure of objects (Davidson, Richards, & Rounds Jr., 1986). MDS represents measurements of similarity (or dissimilarity) among pairs of objects as distances between points of a low-dimension in multidimensional space. The graphical display of the correlations provided by MDS enables the researcher to analyze the data and explore its structure visually. Too often shows regularities that remain hidden when studying arrays of numbers (Borg & Groenen, 2006).

Therefore, this study aims to map the HOTS of mathematics students' indicators using the multidimensional scaling statistic method. The results of this study are used to explore the existence of various indicators of The HOTS instruments for mathematics students. They are also expected to contribute to developing a suitable strategy in mathematics learning to improve the critical and creative thinking skills of mathematics students.

## **METHOD**

The object analysis of this study is the instrument used to measure the HOTS of mathematics students. The essay test was developed by Tanujaya (2016). The instrument measures

DOI: <https://doi.org/10.24127/ajpm>

both critical and creative skills and consists of nine questions representing HOTS's indicators. Critical thinking skills' indicators include prediction of impact, problem-solving, decision making, conceptual, and principles of understanding. Meanwhile, creativity's indicators consist of four items, namely working within the boundaries of competence, overcoming new challenges, having different reasoning patterns, and having lateral (imaginative) thinking.

The subjects for this study were 203 students majoring in Natural Sciences were used as subjects for the test instrument, and it lasted for 1 hour (60 minutes). Assessment of students' work uses a holistic rubric that can evaluate three main components, namely question understanding, answer procedure, and correctness of answers. The data obtained from this assessment were students' test scores ranging from 0 to 108, which were subsequently converted from 0 to 100.

The results were statistically analyzed using MDS. As a statistical technique, it is used to reduce the complexity of a data set to permit the visual appreciation of the underlying relational structures (Hout, Papesh, & Goldinger, 2013). Therefore, this research should be able to find and visually recognize the relationships between several indicators that construct critical and creative skills using MDS.

Data analysis was performed using the MINITAB program package. The study's

output was a two-dimensional graph produced by MDS, and it provided information about HOTS indicators' distribution. Based on similarity factors, indicators can be classified through their distribution. This distribution related to Hout, Godwin, Fitzsimmons, Robbins, Menneer, and Goldinger (2016), which stated that the output of MDS is a 'map' that conveys the relationship between items, in this regard, similar elements are located proximal to one another, while different ones are proportionately further apart.

## RESULTS AND DISCUSSION

Commented [P2]: 70%

The MDS result showed that the mapping has a disperse configuration, and graphical representation's details were revealed in Figures 1, 2, and 3. The five HOTS indicators for critical thinking skills were represented in Figure 1, while the remaining four creative skills were indicated in Figure 2. Meanwhile, both critical and creative skills' distribution arrangements represent in Figure 3.

The students' ability to use mathematics concepts (*kritis\_1*), apply working principles (*kritis\_2*), predicting the impacts of both (*kritis\_3*), solving related problems (*kritis\_4*), and their decision making (*kritis\_5*) are the five critical thinking skills' indicators used for measuring HOTS. In contrast, the four creative skills' indicators are student's ability to solve mathematical problems by working at their competence limit (*kreatif\_1*), trying new things (*kreatif\_2*), with their divergence (*kreatif\_3*), and imaginative abilities (*kreatif\_4*).

Figure 1 showed that five HOTS indicators for critical thinking skills

DOI: <https://doi.org/10.24127/ajpm>

tend to disperse, and none of them has overlapping positions in a two-dimensional scatter plot. The distribution pattern explained that the indicators represent different natures of

characters and could be used to generate a comprehensive information on HOTS of the study's subjects.

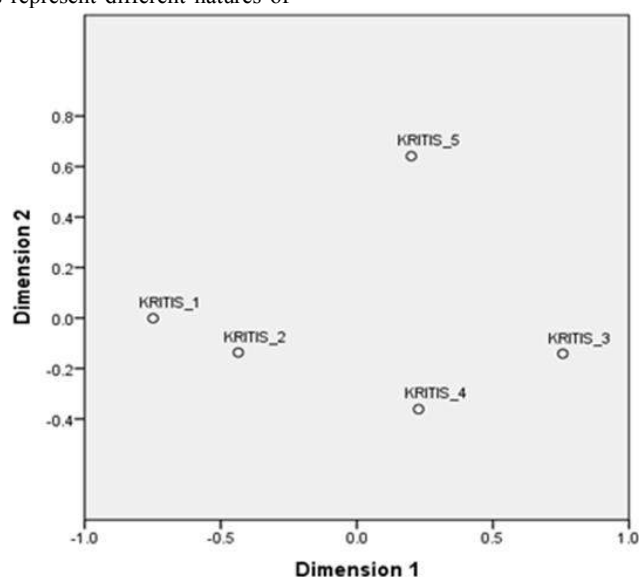


Figure 1. Distribution of HOTS indicators for critical thinking skills

Furthermore, it appears that the indicators analyzed formed three groups based on their proximity. The first consists of kritis\_1 and 2, while kritis\_3 and kritis\_4 are contained in the second group. Kritis\_5 is formed in the third group.

The existence of the first group shows that students' ability to utilize mathematics concepts has a close correlation with using the subject's principles. An idea is a set of properties linked by specific rules (Hulse, Egeth, & Deese, 1980). It is constructed by observing the features of a set of appropriate examples, while a principle is the result of a study of two or more concepts. The greater the mastery of

mathematical concepts, the higher the ability to use its corresponding principles. Students are required to learn various interconnected concepts for mastering mathematics principles.

The principle is the result of the study of two or more mathematical concepts. Furthermore, students are expected to know more about utilizing or understanding mathematical concepts (Tanujaya, 2016). For example, when the sum of two real numbers is said to be commutative, it is one of the principles in the number of real numbers, while both are two concepts in mathematics. To understand the commutative principle, a student must

Commented [P3]: Gambar agak blur

DOI: <https://doi.org/10.24127/ajpm>

first know the thoughts of addition and real numbers.

Furthermore, the second group's formation is due to the close relationship between the student's

ability to predict the impact of using mathematics concepts and principles (kritis\_3) and solving problems (kritis\_4). When students can predict the effect, they can solve the problems.

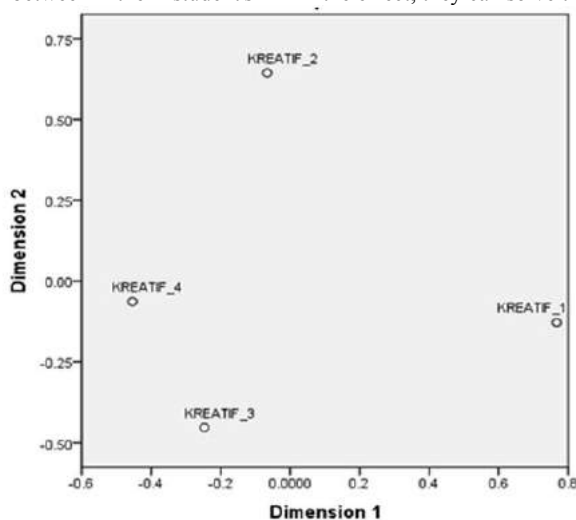


Figure 2. Distribution of HOTS indicators for creative thinking skills

Similar to Figure 1, the distribution of four HOTS indicators in Figure 2 is much the same as the first one, and it illustrated it disperse configurations with none of them showed in overlapping positions. This distribution arrangement indicated that the four indicators are accurately measured using the different features with each of them in their respective groups.

The indicators of creative thinking skills are located far apart, and it's a confirmation that there is no significant relationship among them. Students' ability to solve problems by working on the limits of their competence (kreatif\_1) does not have a significant connection to trying new things (kreatif\_2). Furthermore, their ability to think differently (kreatif\_3), does not have a

significant relationship with imaginative reasoning (kreatif\_4). There is no significant correlation between two different creativity indicators as they do not have a close relationship.

The indicators of creative thinking skills differ from one another because creativity is the process of bringing new and original ideas into existence. It means thinking and acting innovatively (Ann Mean, 2008). Creativity levels vary from individuals in the same manner with actions and thoughts.

Moreover, as a skill, creative thinking can be trained and developed. It agrees with de Bono's opinion (1990), which states that the ability of human reasoning is not something that is given but can be trained and developed. Therefore, Ann Mean (2008) explained

Commented [P4]:

DOI: <https://doi.org/10.24127/ajpm>

that natural creativity would remain hidden until one is put in a position to use them.

The distribution pattern was shown in a non-overlapping sequence when nine

HOTS indicators were represented in one graphical illustration. The following figured the observed distribution of students in mathematics learning (Figure 3).

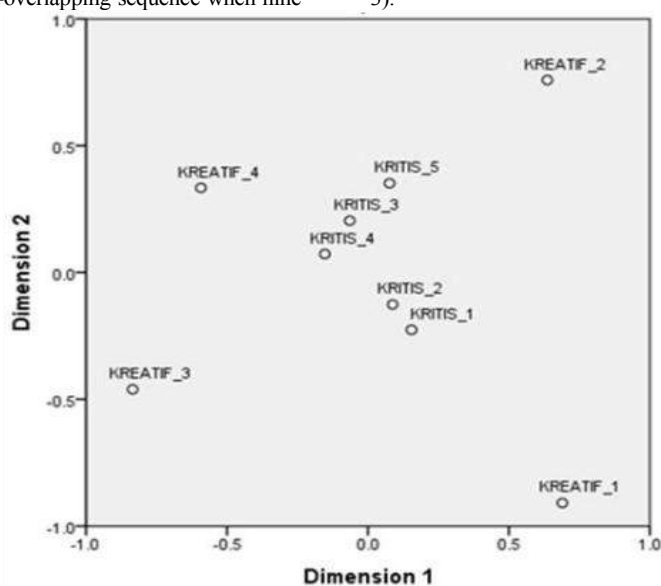


Figure 3. Distribution of HOTS indicators

The mapping provided in Figure 3 shows that the five indicators of critical thinking skills are building a more reliable and unified structure and producing independent groups. In contrast, the ones corresponding to creative skills tend to have more scattered configurations. Each creativity's indicator forms different groups because of their high variation. The scatter plot also shows that there is a high degree of similarity among critical thinking skills' indicators, but on the other hand, creativities differ. Therefore, the display in Figure 3 provided a corresponding result to what was presented in Figure 1 and Figure 2.

Furthermore, Figure 3 presents information that there is some space among the indicators. This circumstance shows that there are dimensions that have not been used on the instrument developed. In other words, there are still different dimensions that need to be involved in measuring HOTS. This statement corresponded to a concept Messick (1994) and Mertens (2015), which states that there are two main threats to construct validity, one of which is the construct underrepresentation. Construct underrepresentation is a situation where the assessment to narrow and fails to include essential dimensions of the construct.

Commented [P5]:

DOI: <https://doi.org/10.24127/ajpm>

In some literature, The HOTS dimension consists of three different aspects, namely critical thinking, creative thinking, and decision making (Lewis & Smith, 1993; Glassner & Schwarz, 2007; Vidergor, 2018); critical thinking, systemic thinking, and creative thinking (Miri, David, & Uri, 2007; Teqja & Dennis Jr., 2016); critical thinking, design thinking, and systems thinking (Wang & Wang, 2011). Therefore, it can be stated that the instrument being developed has good construct validity, but less on content validity. There are still several dimensions that need to be included in the HOTS instrument.

Nevertheless, based on Figure 3, there are no overlaps among the nine indicators evaluated. Each indicator has a unique role in explaining the HOTS of mathematics students, although some indicators need to be included on the instrument. The distribution of indicators also confirms that as a statistical analysis tool, MDS can be used to evaluate the validity of instruments developed. Therefore, as a statistical technique, MDS can be used as an alternative to providing evidence about the validity of a measurement instrument.

→

## CONCLUSION

Indicators for critical thinking skills demonstrate higher similarities compared to that of creativity. These indicators can be arranged into one group, while those of creativity cannot be brought together. However, all of them have a series of contributions to the HOTS of mathematics students. Their development requires a different treatment even when they may be related, the development of critical thinking skills can be compatible with other indicators. In contrast, creativity's

build-up cannot be synced with others. The results of this study confirm that MDS can be used to test the validity of measurement instruments. Besides, MDS also includes information about the lack of dimension used in the instrument was developed. It is essential to providing the same results with SEM in the development of an instrument.

## REFERENCES

- Ann Mean, L. (2008). *On Creativity. Awakening the Creative Mind*. Kuala Lumpur: Pelanduk Publications.
- Bilgin, I., Karakuyu, Y., & Ay, Y. (2015). The effects of project based learning on undergraduate students' achievement and self-efficacy beliefs towards science teaching. *Eurasia Journal of Mathematics, Science & Technology Education*, 11(3), 469-477. <https://doi.org/10.12973/eurasia.2014.1015a>
- Borg, I., & Groenen, P. (2006). Modern multidimensional scaling: Theory and applications. *Journal of Educational Measurement*, 40(3), 277-280. <https://doi.org/10.1111/j.1745-3984.2003.tb01108.x>
- Budsankom, P., Sawangboon, T., Damrongpanit, S., & Chuensirimongkol, J. (2015). Factors affecting higher order thinking skills of students: a meta-analytic structural equation modelling study. *Educational Research and Reviews*, 10(19), 2639-2652. <https://doi.org/10.5897/ERR2015.2371>
- Chin, W. W. (1998). Issues and opinion on structural equation modelling.

Commented [P8]: Gunakan references manager.

Commented [P6]: Tambah  
1. Apa temuan dalam penelitian ini.  
2. Bandingkan dengan penelitian yang sebelumnya. apakah ada kesesuaian atau pertentangan dengan hasil penelitian sebelumnya (dari state of the art).  
3. Uraikan implikasi/dampak hasil penelitian

Commented [P7]: Pastikan bahwa kesimpulan itu menjawab tujuan penelitian



DOI: <https://doi.org/10.24127/ajpm>

- Management Information Systems Quarterly*, 22(1), 1-14.  
<https://www.jstor.org/stable/249674>
- Coulacoglou, C., & Saklofske, D. (2018). Psychometrics and Psychological Assessment: Principles and Applications. Cambridge: Academic Press.
- Davison, M. L., Richards, P. S., & Rounds Jr., J. B. (1986). Multidimension scaling in counselling research and practice. *Journal of Counselling and Development*, 6, 178-184.  
<https://doi.org/10.1002/j.1556-6676.1986.tb01309.x>
- de Bono, E. (1990). *Lateral Thinking: A Text Book of Creativity*. London: Penguin Books.
- Drijvers, P., Kodde-Buitenhuis, H., & Doorman, H. (2019). Assessing mathematical thinking as part of curriculum reform in the Netherlands. *Educational Studies in Mathematics*, 102, 435-456.  
<https://doi.org/10.1007/s10649-019-09905-7>
- Drost, E. A. (2011). Validity and reliability in social research. *Education Research and Perspectives*, 38(1), 105-124.
- Glassner, A., & Schwarz, B. B. (2007). What stands and develops between creative and critical thinking? Argumentation?. *Thinking Skills and Creativity*, 2(1), 10-18.  
<https://doi.org/10.1016/j.tsc.2006.10.001>
- Graham, S., Hebert, M., & Harris, K. R. (2015). Formative assessment and writing: A meta-analysis. *The Elementary School Journal*, 115(4), 523-547.  
<https://doi.org/10.1086/681947>
- Hair, J. F., Ringle, C. M., & Sarstedt, M. (2013). Partial least squares structural equation modeling: Rigorous applications, better results and higher acceptance. *Long range planning*, 46(1-2), 1-12.  
<https://ssrn.com/abstract=2233795>
- Hout, M. C., Godwin, H. J., Fitzsimmons, G., Robbins, A., Menneer, T., & Goldinger, S. D. (2016). Using multidimensional scaling to quantify similarity in visual search and beyond. *Attention, Perception, & Psychophysics*, 78, 3-20.  
<https://doi.org/10.3758/s13414-015-1010-6>
- Hout, M. C., Papesh, M. H., & Goldinger, S. D. (2013). Multidimensional scaling. *Wiley Interdisciplinary Reviews: Cognitive Science*, 4(1), 93-103.  
<https://doi.org/10.1002/wcs.1203>
- Hulse, S. H., Egeth, H., & Deese, J. (1980). *The Psychology of Learning*. New York: McGraw-Hill.
- Jacoby, W. G., & Armstrong II, D. A. (2014). Bootstrap confidence regions for multidimensional scaling solutions. *American Journal of Political Science*, 58(1), 264-278.  
<https://doi.org/10.1111/ajps.12056>
- Keller, M. M., Neumann, K., & Fischer, H. E. (2017). The impact of physics teachers' pedagogical content knowledge and motivation on students' achievement and interest. *Journal of Research in Science Teaching*, 54(5), 586-614.  
<https://doi.org/10.1002/tea.21378>
- Koerber, S., Mayer, D., Osterhaus, C., Schwippert, K., & Sodian, B. (2015). The development of scientific thinking in elementary

DOI: <https://doi.org/10.24127/ajpm>

- school: A comprehensive inventory. *Child Development*, 86(1), 327-336. <https://doi.org/10.1111/cdev.12298>
- Lewis, A., & Smith, D. (1993) Defining higher order thinking. *Theory Into Practice*, 32(3), 131-137. <https://doi.org/10.1080/00405849309543588>
- Limbach, B., & Waugh, W. (2009). Developing higher level thinking. *Journal of Instructional Pedagogies*, 1-9. <https://www.aabri.com/manuscripts/09423.pdf>
- Mertens, D. M. (2015). *Research and Evaluation in Education and Psychology*. Los Angeles: Sage Publications.
- Messick, S. (1994). Alternative modes of assessment, uniform standards of validity. *Research Report*. New Jersey: Educational Testing Service.
- Miri, B., David, B., & Uri, Z. (2007). Purposely teaching for the promotion of higher order thinking skills: A case of critical thinking. *Research in Science Education*, 37, 353-369. <https://doi.org/10.1007/s11165-006-9029-2>
- Mohajan, H. K. (2017). Two criteria for good measurement in research: Validity and reliability. *Annals of Spiru Haret University*, 17(3), 58-82.
- Newton, P. E. (2007). Clarifying the purposes of educational assessment. *Assessment in Education: Principles, Policy & Practice*, 14(2), 149-170. <https://doi.org/10.1080/09695940701478321>
- NTCM. (2000). *Principles and Standards for School Mathematics*. Reston: The National Council of Teachers of Mathematics, Inc.
- Peter, E. E. (2012). Critical thinking: Essence for teaching mathematics and mathematics problem solving skills. *African Journal of Mathematics and Computer Science Research*, 5(3), 39-43. <https://doi.org/10.5897/AJMCSR11.161>
- Ramos, J. L. S., Dolipas, B. B., & Villamore, B. B. (2013). Higher order thinking skill and academic performance in physics of college students: A regression analysis. *International Journal of Innovative Interdisciplinary Research*, 4, 48-60.
- Salkind, N. J. (2010). *Structural Equation Modelling*. Los Angeles: SAGE Publishing. <https://doi.org/10.4135/978142961288>
- Stiggins, R. J., Griswold, M. M., & Wikelund, K. R. (1989). Measuring thinking skills through classroom assessment. *Journal of Educational Measurement*, 36(3), 233-246. <https://doi.org/10.1111/j.1745-3984.1989.tb00330.x>
- Suurtamm, C., Thompson, D. R., Kim, R. Y., Moreno, L. D., Sayac, N., Schukajlow, S., Silver, E., Ufer, S., & Vos, P. (2016). *Assessment in Mathematics Education*. Cham: Springer. [https://doi.org/10.1007/978-3-319-32394-7\\_1](https://doi.org/10.1007/978-3-319-32394-7_1)
- Tanujaya, B. (2016). Development an instrument to measure higher order thinking skills in senior high school mathematics instruction. *Journal Education and Practice*, 7(21), 144-148.

DOI: <https://doi.org/10.24127/ajpm>

- Tanujaya, B. (2017). Application assessment as learning in mathematics instruction. *Advances in Social Science, Education, and Humanities Research, 100*, 140-145.
- Tanujaya, B., Prahmana, R. C. I., & Mumu, J. (2017). Mathematics instruction, problems, challenges, and opportunities: A case study in Manokwari regency, Indonesia. *World Transactions on Engineering and Technology Education, 15*(3), 287-291.
- Teqja, Z., & Dennis Jr., S. F. (2016). Creative thinking, critical thinking and systemic thinking-key instruments to deeply transform the higher education system in Albania: The case of landscape architecture. *Educational Alternatives, 14*, 543-555. <https://www.scientific-publications.net/get/1000021/1474994295652029.pdf>
- Thakkar, J. J. (2020). *Structural Equation Modelling: Application for Research and Practice*. Cham: Springer. <https://doi.org/10.1007/978-981-15-3793-6>
- Vidergor, H. E. (2018). Effectiveness of the multidimensional curriculum model in developing higher-order thinking skills in elementary and secondary students. *The Curriculum Journal, 29*(1), 95-115. <https://doi.org/10.1080/09585176.2017.1318771>
- Wang, S., & Wang, H. (2011) Teaching higher order thinking in the introductory MIS course: A model-direct approach. *Journal Education for Business, 86*(4), 208-212. <https://doi.org/10.1080/08832323.2010.505254>
- Weintrop, D., Beheshti, E., Horn, M., Orton, K., Jona, K., Trouille, L., & Wilensky, U. (2016). Defining computational thinking for mathematics and science classrooms. *Journal of Science Education and Technology, 25*(1), 127-147. <https://doi.org/10.1007/s10956-015-9581-5>
- Yaghmale, F. (2003). Content validity and its estimation. *Journal of Medical Education, 1*(3), 25-27. <https://doi.org/10.22037/jme.v3i1.870>
- Yang, Y. T. C. (2015). Virtual CEOs: A blended approach to digital gaming for enhancing higher order thinking and academic achievement among vocational high school students. *Computers & Education, 81*, 281-295. <https://doi.org/10.1016/j.compedu.2014.10.004>
- Yee, M. H., Othman, W., Yunos, J., Tee, T. K., Hassan, R., & Mohamad, M. M. (2011). The level of marzano higher order thinking skills among technical education students. *International Journal of Social Science and Humanity, 1*(2), 121-125. <http://ijssh.org/papers/20-H009.pdf>
- Yee, M. H., Yunos, J. M., Othman, W., Hassan, R., Tee, T. K., & Mohamad, M. M. (2015). Disparity of learning styles and higher order thinking skills among technical students. *Procedia-Social and Behavioral Sciences, 204*, 143-152. <https://doi.org/10.1016/j.sbspro.2015.08.127>

**AKSIOMA:** Jurnal Program Studi Pendidikan Matematika  
Volume 0, No. 0, 20xx, 00-00

ISSN 2089-8703 (Print)  
ISSN 2442-5419 (Online)

DOI: <https://doi.org/10.24127/ajpm>

Zamanzadeh, V., Ghahramanian, A.,  
Rassouli, M., Abbaszadeh, A.,  
Alavi-Majd, H., & Nikanfar, A.  
(2015). Design and  
implementation content validity  
study: Development of an

instrument for measuring patient-  
centered communication. *Journal  
of Caring Sciences*, 4(2), 165-178.  
[https://doi.org/10.15171/jcs.2015.  
017](https://doi.org/10.15171/jcs.2015.017)

Hasil revisi sesuai saran dari 2 reviewer di kirim pada tanggal 28 Desember 2020.

Author  
2020-12-28 03:02 AM

Subject: [Final Revision] MATHEMATICS STUDENTS' HOTS ASSESSMENT DELETE

Dear Prof. Swaditya Rizki,

Terlampir hasil revisi artikel kami berdasarkan masukan dari reviewer dan editor. Kami juga telah mengupload paper revisi ini via OJS Aksioma: Jurnal Program Studi Pendidikan Matematika dan meng-update metadatanya di akun OJS artikel kami. Besar harapan kami, artikel ini telah memenuhi standar artikel yang diterbitkan di Aksioma: Jurnal Program Studi Pendidikan Matematika. Semoga semuanya penuh berkah dan manfaat. Aamin...  
Terimakasih..

Salam,  
Rully Charitas Indra Prahmana

---

AKSIOMA: Jurnal Program Studi Pendidikan Matematika  
http://fkip.ummetro.ac.id/journal/index.php/matematika

Artikel yang telah direvisi di upload pada OJS Jurnal pada tanggal 28 Desember 2020.

▶ View (36 new)  
▶ Manage

**JOURNAL CONTENT**

Search

Search Scope  
All

Search

Browse

- ▶ By Issue
- ▶ By Author
- ▶ By Title
- ▶ Other Journals

**KEYWORDS**

Creativity Development  
Edmodo Geogebra  
Geometry HOTS ICT  
LKPD Mathematics NHT  
R&D critical thinking  
development gender  
hasil belajar  
learning  
outcomes  
mathematical  
communication ability  
mathematics problem  
based learning  
problem  
solving teaching  
materials

### #3107 Review

SUMMARY REVIEW EDITING

#### Submission

Authors	Benidiktus Tanujaya, Rully Charitas Indra Prahmana, Jeinne Mumu
Title	MATHEMATICS STUDENTS' HOTS ASSESSMENT
Section	Articles
Editor	Swaditya Rizki

---

#### Peer Review

##### Round 1

Review Version	3107-8988-2-RV.DOCX	2020-10-25
Initiated		2020-10-25
Last modified		2020-12-25
Uploaded file	Reviewer B 3107-9886-1-RV.DOCX	2020-12-25
	Reviewer A 3107-9862-1-RV.DOCX	2020-12-22







---

#### Editor Decision

Decision	Accept Submission	2020-12-29
Notify Editor	<input type="checkbox"/> Editor/Author Email Record	2020-12-29
Editor Version	3107-9316-1-ED.DOCX	2020-10-25
	3107-9316-2-ED.DOCX	2020-12-29

Author Version	3107-9910-1-ED.DOCX	2020-12-28	DELETE
Upload Author Version	<input type="button" value="Choose File"/> no file selected	<input type="button" value="Upload"/>	

Indexing by:



**REVIEWER TEAMS**

**AUTHOR GUIDELINES**

**PUBLICATION ETHICS**

**FOCUS AND SCOPE**

**JOURNAL HISTORY**

**ARTICLE PROCESSING CHARGES**


**POLICIES**

**INDEXING**


**TEMPLATE**

**CONTACT**

Accredited Rank 2 (SINTA 2)



Recommended Tools



Paper hasil revisi dengan judul artikel,  
“Mathematics Students’ HOTS Assessment”  
**[Paper ID: 3107]**

## MATHEMATICS STUDENTS' HOTS ASSESSMENT

Benidiktus Tanujaya<sup>1</sup>, Rully Charitas Indra Prahmana<sup>2</sup>, Jeinne Mumu<sup>3</sup>

<sup>1,3</sup>Universitas Papua, Manokwari, Indonesia

<sup>2\*</sup>Universitas Ahmad Dahlan, Yogyakarta, Indonesia

E-mail: [b.tanujaya@unipa.ac.id](mailto:b.tanujaya@unipa.ac.id) <sup>1)</sup>  
[rully.indra@mpmat.uad.ac.id](mailto:rully.indra@mpmat.uad.ac.id) <sup>2\*)</sup>  
[j.mumu@unipa.ac.id](mailto:j.mumu@unipa.ac.id) <sup>3)</sup>

*Received dd Month yy; Received in revised form dd Month yy; Accepted dd Month yy*

### Abstrak

Penilaian atau evaluasi merupakan aspek penting dari pendidikan. Titik kritis dalam evaluasi adalah validitas instrumen yang digunakan dalam melakukan penilaian. Namun, sejumlah penelitian tidak fokus memperhatikan bagian ini, yang berakibat pada hasil penelitian yang tidak valid. Penelitian ini bertujuan untuk memetakan indikator Higher Order Thinking Skills (HOTS) matematika siswa dan menganalisis keberadaannya sebagai komponen penting pada suatu instrumen. Subjek penelitian ini adalah 203 siswa SMA IPA di Manokwari, Indonesia. Instrumen tes yang melibatkan lima indikator berpikir kritis dan empat indikator berpikir kreatif digunakan untuk mengukur HOTS siswa. Data dianalisis menggunakan *multidimensional scaling* (MDS) untuk memetakan seluruh indikator. Hasil penelitian menunjukkan bahwa kelima indikator keterampilan berpikir kritis membentuk pola sebaran yang menyatu, sedangkan keempat indikator kreativitas cenderung menyebar. Oleh karena itu, setiap indikator yang digunakan memiliki kontribusi unik dalam menjelaskan HOTS matematika siswa.

**Kata kunci:** Berfikir kreatif; berfikir kritis; instrumen HOTS; *multidimensional scaling*.

### Abstract

*Assessment is a crucial aspect of education. A critical point in the evaluation is the validity of the instruments used in conducting the assessment. However, some studies do not pay more attention to this section, which results in the invalid results of the resulting research. This study aimed to map the indicators of the Higher-Order Thinking Skills (HOTS) of mathematics students and analyze their existence as components of the instruments. The subjects were 203 senior high school students of science, Manokwari, Indonesia. Test instruments that involved five critical and four creative thinking were used to measure students' HOTS. The data was analyzed using multidimensional scaling (MDS) to map the indicators. The results showed that the five indicators of critical thinking skills form a unified distribution pattern, while the four indicators of creativity tend to spread. Therefore, each indicator used has a unique contribution in explaining the HOTS of mathematics students.*

**Keywords:** *Creative thinking; critical thinking; HOTS instrument; multidimensional scaling*

### INTRODUCTION

Mathematics is one of the most critical subjects in the education system in various countries, including Indonesia. It is indicated by including this material in several evaluation programs at the international level, such as TIMSS and PISA. Besides, as one of the scientific thinking parts, mathematics is needed for the development of students' thinking

skills (Koerber, Mayer, Osterhaus, Schwippert, & Sodian, 2015), mathematical literacy abilities (Heriyadi & Prahmana, 2020), and their characters, such as honesty, discipline, perseverance, responsibility, and confidence (Tanujaya, 2016). Therefore, students need to have sufficient mathematical knowledge and skills to face a better future in every area of life.

DOI: <https://doi.org/10.24127/ajpm.v9i4.3107>

Merely having mathematics knowledge is not enough; students must be able to think critically to solve mathematics problems (Peter, 2012). Consequently, students must learn mathematics with understanding. They have to construct their knowledge actively through experience and previous knowledge, and to conduct an assessment for improving the learning process.

The assessment of students' achievement is essential to the teaching and learning process (Bilgin, Karakuyu, & Ay, 2015; Keller, Neumann, & Fischer, 2017). Assessment is a process of gathering data that accurately reflects students' achievement of the curriculum expectations in a subject. Thus, there are some purposes of evaluation, although the primary purpose of assessment is basically to gather information and provides feedback to support the teaching and learning process (Tanujaya, 2017); facilitate student learning, and improve teaching practice of the teacher (Suurtaam, et al. 2016). The assessment drives the teaching and learning process.

Assessment is a crucial aspect of education, while the standard criterion for the appropriate evaluation is validity (Drijvers, Kodde-Buitenhuis, & Doorman, 2019). A critical point of the assessment is the validity of the instruments used in conducting the evaluation. Validity in education research is a principal problem because it involves the accuracy of instruments used for measurement. It means that the lack of instruments' validity can provide research results that lack validity as well. Therefore, the validity of an instrument needs to be considered in a study.

There are four groups of validity, namely statistical conclusion, internal, construct, and external or generalization. Construct validity can be translation validity or criteria related validity. Meanwhile, translation validity is further

divided into face validity and content validity (Dross, 2011). Furthermore, Zamanzadeh et al. (2015) stated that content validity is essential in research, among other types.

Content validity can be represented in the phases of development and expert judgment (Yaghmale, 2003). Content validity, also known as content-related, intrinsic, relevance, representative and logical or sampling validity, can be used to measure interest variables. Therefore, content validity measures the completeness and representativeness of the scale content. It refers to the degree at which an instrument covers the content meant to be measured and can be obtained from literature, representatives of relevant populations, and experts.

At all levels of the Indonesian education system, the evaluation of the success of mathematics instruction is based on students' HOTS. Among various thinking abilities acquired during formal education, critical and creative thinking skills are two components that should be considered in learning mathematics (NCTM, 2000). In this regard, several researches noted that critical and creative thinking skills have two principal dimensions of HOTS (Wang & Wang, 2011).

Based on these theories, Tanujaya (2016) developed an instrument to measure the HOTS of mathematics students using the two dimensions of critical and creative skills. The instrument has good validity and reliability based on some phase of development, expert judgment, field trials, and then analyzed statistically using Structural Equation Modelling (SEM). It is a standard procedure used by some experts in developing an instrument test with some modification (Coulacoglou & Saklofske, 2018). The instrument constructed is said to be valid according to the whole process.



DOI: <https://doi.org/10.24127/ajpm.v9i4.3107>

Structural Equation Modelling (SEM) is a multivariate quantitative technique employed to describe the relationships among observed variables. The method helps the researcher to test or validate a theoretical model for theory testing and extension (Thakkar, 2020). The technique could be viewed as a combination of three statistical methods, namely multiple regression, path analysis, and confirmatory factor analysis (Salkind, 2010). Therefore, SEM provides a higher level of complexity, requiring more excellent knowledge about the conditions and assumptions for appropriate usage. Without due consideration, the results and conclusions based on its application can be seriously flawed or invalid (Hair, Ringle, & Sarstedt, 2013). Some assumptions for valid usage of SEM, among others: endogenous variables and exogenous variables have a linear relationship, the variables should affect and cause relationship, and the sample size is generally 20 times more than the number of indicators (Thakkar, 2020). Consequently, the complexity of applying SEM results in need for another statistical method that is easy to use by presenting the same but more informative analysis results.

There are several relevant questions related to the study, such as in learning mathematics, what is the relationship between critical and creative thinking skills of high school students? Do there have a close relationship? How are these related? Could these two skills be formed at the same time, or learned separately? To answer these questions, it is necessary to analyze the relationship through the mapping of various indicators of critical and creative thinking skills of mathematics students.

Various statistical analysis methods are available to find the relationship between variables in their observations, including correlation and regression analysis (Schmidt-Catran, Fairbrother, & Andreß, 2019; Brysbaert, 2019). The two-

statistical analysis produces statistical data in a numerical format, which can be evaluated in one dimension. Results of data analysis presented in image or graphic have many advantages compared to numerical form. Several research results could deduce a higher number and many kinds of conclusions by using the image or graphic format. Hence, more information could be generated from the corresponding research representing the observed populations. One of the statistical methods which produce an image or graphical format from the analysis is multidimensional scaling.

Multidimensional scaling (MDS) is a statistical technique that can be used to produce geometric models of proximities data (Jacoby & Armstrong II, 2014), or mapping the structure of objects (Davidson, Richards, & Rounds Jr., 1986). MDS represents measurements of similarity (or dissimilarity) among pairs of objects as distances between points of a low-dimension in multidimensional space. The graphical display of the correlations provided by MDS enables the researcher to analyze the data and explore its structure visually. Too often shows regularities that remain hidden when studying arrays of numbers (Borg & Groenen, 2006).

Therefore, this study aims to map the HOTS of mathematics students' indicators using the multidimensional scaling statistic method. The results of this study are used to explore the existence of various indicators of The HOTS instruments for mathematics students. These results are also expected to contribute to developing a suitable strategy in mathematics learning to improve the critical and creative thinking skills of mathematics students.

## **METHOD**

The object analysis of this study is the instrument used to measure the HOTS of mathematics students. The essay test was developed by Tanujaya

DOI: <https://doi.org/10.24127/ajpm.v9i4.3107>

(2016). The instrument measures both critical and creative skills and consists of nine questions representing HOTS's indicators. Critical thinking skills' indicators include prediction of impact, problem-solving, decision making, conceptual, and principles of understanding. Meanwhile, creativity's indicators consist of four items, namely working within the boundaries of competence, overcoming new challenges, having different reasoning patterns, and having lateral (imaginative) thinking.

The subjects for this study were 203 students majoring in Natural Sciences at one of state senior high school in Manokwari, Indonesia, were used as subjects for the test instrument, and it lasted for 1 hour (60 minutes). Assessment of students' work uses a holistic rubric that can evaluate three main components, namely question understanding, answer procedure, and correctness of answers. The data obtained from this assessment were students' test scores ranging from 0 to 108, which were subsequently converted from 0 to 100.

The results were statistically analyzed using MDS. As a statistical technique, it is used to reduce the complexity of a data set to permit the visual appreciation of the underlying relational structures (Hout, Papesh, & Goldinger, 2013). Therefore, this research should be able to find and visually recognize the relationships between several indicators that construct critical and creative skills using MDS.

Data analysis was performed using the MINITAB program package. The study's output was a two-dimensional graph produced by MDS, and it provided information about HOTS indicators' distribution. Based on similarity factors, indicators can be classified through their

distribution. This distribution related to Hout, et al. (2016), which stated that the output of MDS is a 'map' that conveys the relationship between items, in this regard, similar elements are located proximal to one another, while different ones are proportionately further apart.

## RESULTS AND DISCUSSION

The HOTS' developed instrument should be valid with a unique role. The instrument has good validity if each of these indicators must have a unique contribution to higher-order thinking skills. However, when there is an overlap among the indicators in explaining thinking skills, the instrument is not valid and should not be used. Therefore, it is necessary to conduct a study to find out the existence of indicators used to measure HOTS.

There are different types of statistical methods developed to generate data analysis results in the image or graphical format for measure HOTS's indicators. One of them is MDS which result showed that the mapping has a disperse configuration, and graphical representation's details were revealed in Figures 1, 2, and 3. The five HOTS indicators for critical thinking skills were represented in Figure 1, while the remaining four creative skills were indicated in Figure 2. Meanwhile, both critical and creative skills' distribution arrangements represent in Figure 3.

On the other hand, learning mathematics requires thinking mathematically. Mathematics thinking skills, especially Higher Order Thinking Skills (HOTS), are essential aspects of mathematics instruction (Tanujaya, Prahmana, & Mumu, 2017). There is a linear, positive, and strong relationship between HOTS and the performance of mathematics students, such as self-regulated learning, habit of mind, and

DOI: <https://doi.org/10.24127/ajpm.v9i4.3107>

creativity (Hodiyanto & Firdaus, 2020). Students with a high level of higher-order thinking skills tend to be more successful in their studies (Yang, 2015; Budsankom, et al. 2015). Students with HOTS can learn, improve their performance, and reduce their weaknesses (Yee, et al. 2011).

HOTS is the highest level in the hierarchy of cognitive processes. This higher-level thinking allows students to excel and achieve intellectual freedom (Limbach & Waugh, 2009). HOTS of students happen when they get new information, keep in memory and compile, link to existing knowledge, and generate this information to achieve a goal or solve a complicated situation. HOTS can challenge a person to interpret and analyze data, consequently allowing students to think critically about a lot of available data in a limited time. (Yee, et al. 2015). Therefore, to evaluate the progress of mathematics instruction, achievement should be accessed through the instrument of students' HOTS. Does the instrument use measures students' higher-order thinking skills have good content validity?

The students' ability to use mathematics concepts (CRITICAL\_1), apply working principles (CRITICAL\_2), predicting the impacts of both (CRITICAL\_3), solving related problems (CRITICAL\_4), and their decision making (CRITICAL\_5) are the five critical thinking skills' indicators used for measuring HOTS. In contrast, the four creative skills' indicators are student's ability to solve mathematical problems by working at their competence limit (CREATIVE\_1), trying new things (CREATIVE\_2), with their divergence (CREATIVE\_3), and imaginative abilities (CREATIVE\_4).

Figure 1 showed that five HOTS indicators for critical thinking skills tend

to disperse, and none of them has overlapping positions in a two-dimensional scatter plot. The distribution pattern explained that the indicators represent different natures of characters and could be used to generate a comprehensive information on HOTS of the study's subjects.

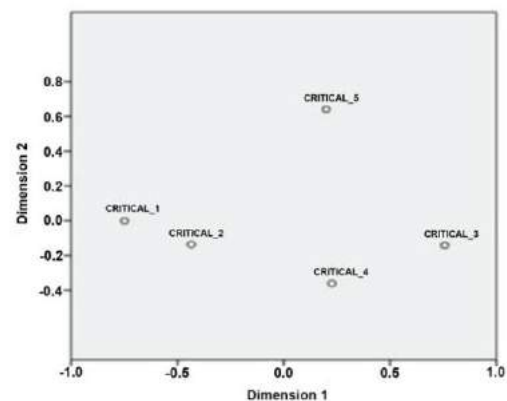


Figure 1. Distribution of HOTS indicators for critical thinking skills.

Furthermore, it appears that the indicators analyzed formed three groups based on their proximity. The first consists of CRITICAL\_1 and 2, while CRITICAL\_3 and CRITICAL\_4 are contained in the second group. CRITICAL\_5 is formed in the third group.

The existence of the first group shows that students' ability to utilize mathematics concepts has a close correlation with using the subject's principles. An idea is a set of properties linked by specific rules (Hulse, Egeth, & Deese, 1980). It is constructed by observing the features of a set of appropriate examples, while a principle is the result of a study of two or more concepts. The greater the mastery of mathematical concepts, the higher the ability to use its corresponding principles. Students are required to learn various interconnected concepts for mastering mathematics principles.

DOI: <https://doi.org/10.24127/ajpm.v9i4.3107>

The principle is the result of the study of two or more mathematical concepts. Furthermore, students are expected to know more about utilizing or understanding mathematical concepts (Tanujaya, 2016). For example, when the sum of two real numbers is said to be commutative, it is one of the principles in the number of real numbers, while both are two concepts in mathematics. To understand the commutative principle, a student must first know the thoughts of addition and real numbers.

Furthermore, the second group's formation is due to the close relationship between the student's ability to predict the impact of using mathematics concepts and principles (CRITICAL\_3) and solving problems (CRITICAL\_4). When students can predict the effect, they can solve the problems.

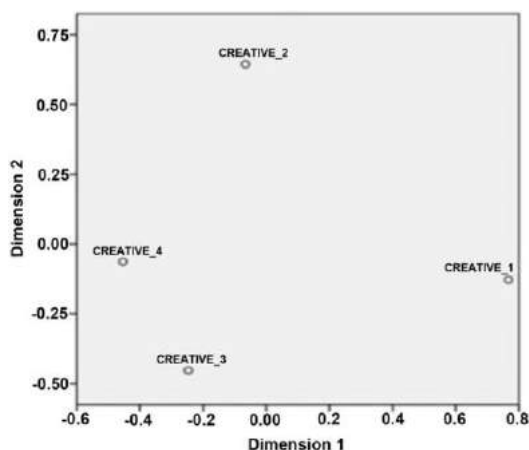


Figure 2. Distribution of HOTS indicators for creative thinking skills

Similar to Figure 1, the distribution of four HOTS indicators in Figure 2 is much the same as the first one, and it illustrated it disperse configurations with none of them showed in overlapping positions. This distribution arrangement indicated that the four indicators are accurately measured using the different features with each of them in their respective groups.

The indicators of creative thinking skills are located far apart, and it's a confirmation that there is no significant relationship among them. Students' ability to solve problems by working on the limits of their competence (CREATIVE\_1) does not have a significant connection to trying new things (CREATIVE\_2). Furthermore, their ability to think differently (CREATIVE\_3), does not have a significant relationship with imaginative reasoning (CREATIVE\_4). There is no significant correlation between two different creativity indicators as they do not have a close relationship.

The indicators of creative thinking skills differ from one another because creativity is the process of bringing new and original ideas into existence. It means thinking and acting innovatively (Ann Mean, 2008). Creativity levels vary from individuals in the same manner with actions and thoughts.

Moreover, as a skill, creative thinking can be trained and developed. It agrees with de Bono's opinion (1990), which states that the ability of human reasoning is not something that is given but can be trained and developed. Therefore, Ann Mean (2008) explained that natural creativity would remain hidden until one is put in a position to use them.

The distribution pattern was shown in a non-overlapping sequence when nine HOTS indicators were represented in one graphical illustration. The following figured the observed distribution of students in mathematics learning. The mapping provided in Figure 3 shows that the five indicators of critical thinking skills are building a more reliable and unified structure and producing independent groups. In contrast, the ones corresponding to creative skills tend to have more

DOI: <https://doi.org/10.24127/ajpm.v9i4.3107>

scattered configurations. Each creativity's indicator forms different groups because of their high variation. The scatter plot also shows that there is a high degree of similarity among critical thinking skills' indicators, but on the other hand, creativities differ. Therefore, the display in Figure 3 provided a corresponding result to what was presented in Figure 1 and Figure 2.

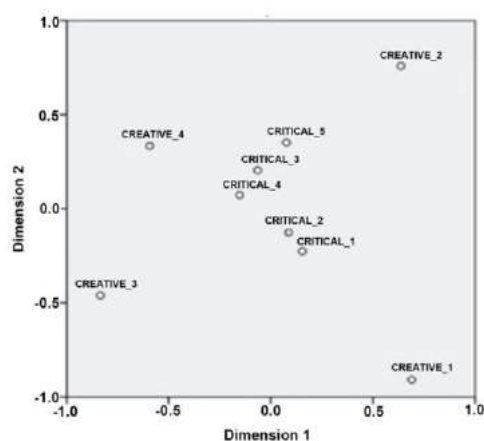


Figure 3. Distribution of HOTS indicators

Furthermore, Figure 3 presents information that there is some space among the indicators. This circumstance shows that there are dimensions that have not been used on the instrument developed. In other words, there are still different dimensions that need to be involved in measuring HOTS. This statement corresponded to the Mertens' concept (2015) who states that there are two main threats to construct validity, one of which is the construct underrepresentation. Construct underrepresentation is a situation where the assessment is too narrow and fails to include essential dimensions of the construct.

In some literature, The HOTS dimension consists of three different aspects, namely critical thinking, creative thinking, and decision making (Glassner & Schwarz, 2007; Vidergor, 2018); critical thinking, systemic

thinking, and creative thinking (Teqja & Dennis Jr., 2016); critical thinking, design thinking, and systems thinking (Wang & Wang, 2011). Therefore, it can be stated that the instrument being developed has good construct validity, but less on content validity. There are still several dimensions that need to be included in the HOTS instrument.

Nevertheless, based on Figure 3, there are no overlaps among the nine indicators evaluated. On the other hand, the evaluation has been used for multiple purposes, such as providing student grades, system monitoring, determining interventions, improving teaching and learning, or providing individual feedback to students (Newton, 2007; Graham, Hebert, & Harris, 2015). Furthermore, each indicator has a unique role in explaining the HOTS of mathematics students, although some indicators need to be included on the instrument.

The distribution of indicators also confirms that as a statistical analysis tool, MDS can be used to evaluate the validity of instruments developed. Therefore, as a statistical technique, MDS can be used as an alternative to providing evidence about the validity of a measurement instrument. It's because Mohajan (2017) stated that instruments' validity plays a role in determining quality, and only a valid instrument will produce credible research.

## CONCLUSION AND SUGGESTION

Indicators for critical thinking skills demonstrate higher similarities compared to that of creativity. These indicators can be arranged into one group, while those of creativity cannot be brought together. However, all of them have a series of contributions to the HOTS of mathematics students. Their development requires a different

DOI: <https://doi.org/10.24127/ajpm.v9i4.3107>

treatment even when they may be related. The development of critical thinking skills can be compatible with other indicators. In contrast, creativity's build-up cannot be synced with others. The results of this study confirm that MDS can be used to test the validity of measurement instruments.

Furthermore, as a suggestion, MDS also includes information about the lack of dimension used in the instrument was developed. It is essential to providing the same results with SEM in the development of an instrument. Therefore, further development instrument is needed to improve this instrument developed to include another dimension, such as Design Thinking.

## REFERENCES

- Ann Mean, L. (2008). *On Creativity. Awakening the Creative Mind*. Kuala Lumpur: Pelanduk Publications.
- Bilgin, I., Karakuyu, Y., & Ay, Y. (2015). The effects of project based learning on undergraduate students' achievement and self-efficacy beliefs towards science teaching. *Eurasia Journal of Mathematics, Science & Technology Education, 11*(3), 469-477.  
<https://doi.org/10.12973/eurasia.2014.1015a>
- Borg, I., & Groenen, P. (2006). Modern multidimensional scaling: Theory and applications. *Journal of Educational Measurement, 40*(3), 277-280.  
<https://doi.org/10.1111/j.1745-3984.2003.tb01108.x>
- Brysbaert, M. (2019). How many participants do we have to include in properly powered experiments? A tutorial of power analysis with reference tables. *Journal of Cognition, 2*(1), 1-38.  
<https://doi.org/10.5334/joc.72>
- Budsankom, P., Sawangboon, T., Damrongpanit, S., & Chuensirimongkol, J. (2015). Factors affecting higher order thinking skills of students: a meta-analytic structural equation modelling study. *Educational Research and Reviews, 10*(19), 2639-2652.  
<https://doi.org/10.5897/ERR2015.2371>
- Coulacoglou, C., & Saklofske, D. (2018). *Psychometrics and Psychological Assessment: Principles and Applications*. Cambridge: Academic Press.
- Davison, M. L., Richards, P. S., & Rounds Jr., J. B. (1986). Multidimension scaling in counselling research and practice. *Journal of Counselling and Development, 6*, 178-184.  
<https://doi.org/10.1002/j.1556-6676.1986.tb01309.x>
- de Bono, E. (1990). *Lateral Thinking: A Text Book of Creativity*. London: Penguin Books.
- Drijvers, P., Kodde-Buitenhuis, H., & Doorman, H. (2019). Assessing mathematical thinking as part of curriculum reform in the Netherlands. *Educational Studies in Mathematics, 102*, 435-456.  
<https://doi.org/10.1007/s10649-019-09905-7>
- Drost, E. A. (2011). Validity and reliability in social research. *Education Research and Perspectives, 38*(1), 105-124.  
<https://www.erpjournal.net/wp-content/uploads/2020/02/ERPv38-1.-Drost-E.-2011.-Validity-and-Reliability-in-Social-Science-Research.pdf>

DOI: <https://doi.org/10.24127/ajpm.v9i4.3107>

- Glassner, A., & Schwarz, B. B. (2007). What stands and develops between creative and critical thinking? Argumentation?. *Thinking Skills and Creativity*, 2(1), 10-18. <https://doi.org/10.1016/j.tsc.2006.10.001>
- Graham, S., Hebert, M., & Harris, K. R. (2015). Formative assessment and writing: A meta-analysis. *The Elementary School Journal*, 115(4), 523-547. <https://doi.org/10.1086/681947>
- Hair, J. F., Ringle, C. M., & Sarstedt, M. (2013). Partial least squares structural equation modeling: Rigorous applications, better results and higher acceptance. *Long range planning*, 46(1-2), 1-12. <https://ssrn.com/abstract=2233795>
- Heriyadi & Prahmana, R. C. I. (2020). Pengembangan lembar kegiatan siswa menggunakan pendekatan pendidikan matematika realistik. *AKSIOMA: Jurnal Program Studi Pendidikan Matematika*, 9(2), 395-412. <http://dx.doi.org/10.24127/ajpm.v9i2.2782>
- Hodiyanto & Firdaus, M. (2020). The self regulated learning, habit of mind, and creativity as high order thinking skills predictors. *AKSIOMA: Jurnal Program Studi Pendidikan Matematika*, 9(1), 21-30. <http://dx.doi.org/10.24127/ajpm.v9i1.2589>
- Hout, M. C., Godwin, H. J., Fitzsimmons, G., Robbins, A., Menneer, T., & Goldinger, S. D. (2016). Using multidimensional scaling to quantify similarity in visual search and beyond. *Attention, Perception, & Psychophysics*, 78, 3-20. <https://doi.org/10.3758/s13414-015-1010-6>
- Hout, M. C., Papesh, M. H., & Goldinger, S. D. (2013). Multidimensional scaling. *Wiley Interdisciplinary Reviews: Cognitive Science*, 4(1), 93-103. <https://doi.org/10.1002/wcs.1203>
- Hulse, S. H., Egeth, H., & Deese, J. (1980). *The Psychology of Learning*. New York: McGraw-Hill.
- Jacoby, W. G., & Armstrong II., D. A. (2014). Bootstrap confidence regions for multidimensional scaling solutions. *American Journal of Political Science*, 58(1), 264-278. <https://doi.org/10.1111/ajps.12056>
- Keller, M. M., Neumann, K., & Fischer, H. E. (2017). The impact of physics teachers' pedagogical content knowledge and motivation on students' achievement and interest. *Journal of Research in Science Teaching*, 54(5), 586-614. <https://doi.org/10.1002/tea.21378>
- Koerber, S., Mayer, D., Osterhaus, C., Schwippert, K., & Sodian, B. (2015). The development of scientific thinking in elementary school: A comprehensive inventory. *Child Development*, 86(1), 327-336. <https://doi.org/10.1111/cdev.12298>
- Limbach, B., & Waugh, W. (2009). Developing higher level thinking. *Journal of Instructional Pedagogies*, 1-9. <https://www.aabri.com/manuscripts/09423.pdf>
- Mertens, D. M. (2015). *Research and Evaluation in Education and Psychology*. Los Angeles: Sage Publications.

DOI: <https://doi.org/10.24127/ajpm.v9i4.3107>

- Mohajan, H. K. (2017). Two criteria for good measurement in research: Validity and reliability. *Annals of Spiru Haret University*, 17(3), 58-82. [https://mp.ra.ub.uni-muenchen.de/83458/1/MPRA\\_paper\\_83458.pdf](https://mp.ra.ub.uni-muenchen.de/83458/1/MPRA_paper_83458.pdf)
- NCTM. (2000). *Principles and Standards for School Mathematics*. Reston: The National Council of Teachers of Mathematics, Inc.
- Newton, P. E. (2007). Clarifying the purposes of educational assessment. *Assessment in Education: Principles, Policy & Practice*, 14(2), 149-170. <https://doi.org/10.1080/09695940701478321>
- Peter, E. E. (2012). Critical thinking: Essence for teaching mathematics and mathematics problem solving skills. *African Journal of Mathematics and Computer Science Research*, 5(3), 39-43. <https://doi.org/10.5897/AJMCSR11.161>
- Salkind, N. J. (2010). *Structural Equation Modelling*. Los Angeles: SAGE Publishing. <https://doi.org/10.4135/978142961288>
- Schmidt-Catran, A. W., Fairbrother, M., & Andreß, H. J. (2019). Multilevel models for the analysis of comparative survey data: Common problems and some solutions. *KZfSS Kölner Zeitschrift für Soziologie und Sozialpsychologie*, 71(1), 99-128. <https://doi.org/10.1007/s11577-019-00607-9>
- Suurtamm, C., Thompson, D. R., Kim, R. Y., Moreno, L. D., Sayac, N., Schukajlow, S., Silver, E., Ufer, S., & Vos, P. (2016). *Assessment in Mathematics Education*. Cham: Springer.
- Tanujaya, B. (2016). Development an instrument to measure higher order thinking skills in senior high school mathematics instruction. *Journal Education and Practice*, 7(21), 144-148. <https://www.iiste.org/Journals/index.php/JEP/article/view/31982/32852>
- Tanujaya, B. (2017). Application assessment as learning in mathematics instruction. *Advances in Social Science, Education, and Humanities Research*, 100, 140-145. <https://doi.org/10.2991/seadric-17.2017.30>
- Tanujaya, B., Prahmana, R. C. I., & Mumu, J. (2017). Mathematics instruction, problems, challenges, and opportunities: A case study in Manokwari regency, Indonesia. *World Transactions on Engineering and Technology Education*, 15(3), 287-291. [http://www.wiete.com.au/journals/WTE&TE/Pages/Vol.15,%20No.3%20\(2017\)/16-Tanujaya-B.pdf](http://www.wiete.com.au/journals/WTE&TE/Pages/Vol.15,%20No.3%20(2017)/16-Tanujaya-B.pdf)
- Teqja, Z., & Dennis Jr., S. F. (2016). Creative thinking, critical thinking and systemic thinking-key instruments to deeply transform the higher education system in Albania: The case of landscape architecture. *Educational Alternatives*, 14, 543-555. <https://www.scientific-publications.net/get/1000021/1474994295652029.pdf>
- Thakkar, J. J. (2020). *Structural Equation Modelling: Application for Research and Practice*. Cham: Springer.



DOI: <https://doi.org/10.24127/ajpm.v9i4.3107>

- <https://doi.org/10.1007/978-981-15-3793-6>
- Vidergor, H. E. (2018). Effectiveness of the multidimensional curriculum model in developing higher-order thinking skills in elementary and secondary students. *The Curriculum Journal*, 29(1), 95-115.  
<https://doi.org/10.1080/09585176.2017.1318771>
- Wang, S., & Wang, H. (2011) Teaching higher order thinking in the introductory MIS course: A model-direct approach. *Journal Education for Business*, 86(4), 208-212.  
<https://doi.org/10.1080/08832323.2010.505254>
- Weintrop, D., Beheshti, E., Horn, M., Orton, K., Jona, K., Trouille, L., & Wilensky, U. (2016). Defining computational thinking for mathematics and science classrooms. *Journal of Science Education and Technology*, 25(1), 127-147.  
<https://doi.org/10.1007/s10956-015-9581-5>
- Yaghmale, F. (2003). Content validity and its estimation. *Journal of Medical Education*, 1(3), 25-27.  
<https://doi.org/10.22037/jme.v3i1.870>
- Yang, Y. T. C. (2015). Virtual CEOs: A blended approach to digital gaming for enhancing higher order thinking and academic achievement among vocational high school students. *Computers & Education*, 81, 281-295.  
<https://doi.org/10.1016/j.compedu.2014.10.004>
- Yee, M. H., Othman, W., Yunos, J., Tee, T. K., Hassan, R., & Mohamad, M. M. (2011). The level of marzano higher order thinking skills among technical education students. *International Journal of Social Science and Humanity*, 1(2), 121-125. <http://ijssh.org/papers/20-H009.pdf>
- Yee, M. H., Yunos, J. M., Othman, W., Hassan, R., Tee, T. K., & Mohamad, M. M. (2015). Disparity of learning styles and higher order thinking skills among technical students. *Procedia-Social and Behavioral Sciences*, 204, 143-152.  
<https://doi.org/10.1016/j.sbspro.2015.08.127>
- Zamanzadeh, V., Ghahramanian, A., Rassouli, M., Abbaszadeh, A., Alavi-Majid, H., & Nikanfar, A. (2015). Design and implementation content validity study: Development of an instrument for measuring patient-centered communication. *Journal of Caring Sciences*, 4(2), 165-178.  
<https://doi.org/10.15171/jcs.2015.017>

Artikel dinyatakan diterima pada tanggal 29 Desember 2020.

Editor  
2020-12-29 03:04 AM

Subject: [AJPM] Editor Decision DELETE

Rully Charitas Indra Prahmana:

We have reached a decision regarding your submission to AKSIOMA: Jurnal Program Studi Pendidikan Matematika, "MATHEMATICS STUDENTS' HOTS ASSESSMENT".

Our decision is to: Accept Submission

Mr Swaditya Rizki  
Universitas Muhammadiyah Metro  
swadityarizki@ummetro.ac.id

---

AKSIOMA: Jurnal Program Studi Pendidikan Matematika  
http://fkip.ummetro.ac.id/journal/index.php/matematika

Close

Bukti Artikel diterima pada system OJS Jurnal nya.

**AKSIOMA**  
Jurnal Program Studi Pendidikan Matematika

Publisher: **UM METRO**  
UNIVERSITAS MUHAMMADIYAH METRO

E-ISSN: 2442-5419  
P-ISSN: 2089-8703

HOME ABOUT USER HOME SEARCH CURRENT ARCHIVES ANNOUNCEMENTS STATISTICS

NOTIFICATIONS  
▶ View (36 new)  
▶ Manage

JOURNAL CONTENT  
Search  
Search Scope: All  
Browse  
▶ By Issue  
▶ By Author  
▶ By Title  
▶ Other Journals

KEYWORDS  
Creativity Development  
Edmodo Geogebra  
Geometry HOTS ICT  
LKPD Mathematics NHT  
R&D critical thinking  
development gender  
hasil belajar  
learning  
outcomes  
mathematical ability  
communication problem  
mathematics  
based learning problem  
solving teaching  
materials

Home > User > Author > Submissions > #3107 > Review

### #3107 Review

SUMMARY REVIEW EDITING

#### Submission

Authors	Benidiktus Tanujaya, Rully Charitas Indra Prahmana, Jeinne Mumu
Title	MATHEMATICS STUDENTS' HOTS ASSESSMENT
Section	Articles
Editor	Swaditya Rizki

#### Peer Review

Round 1

Review Version	3107-8988-2-RV.DOCX	2020-10-25
Initiated	2020-10-25	
Last modified	2020-12-25	
Uploaded file	Reviewer B 3107-9886-1-RV.DOCX	2020-12-25
	Reviewer A 3107-9862-1-RV.DOCX	2020-12-22

#### Editor Decision

Decision	Accept Submission	2020-12-29
Notify Editor	Editor/Author Email Record	2020-12-29
Editor Version	3107-9316-1-ED.DOCX	2020-10-25
	3107-9316-2-ED.DOCX	2020-12-29
Author Version	3107-9910-1-ED.DOCX	2020-12-28
Upload Author Version	<input type="button" value="Choose File"/> no file selected	<input type="button" value="Upload"/>

Indexing by:

DOAJ DIRECTORY OF OPEN ACCESS JOURNALS | BASE | IPI | Google Scholar | SINTA | Crossref

EDITORIAL BOARD  
REVIEWER TEAMS  
AUTHOR GUIDELINES  
PUBLICATION ETHICS  
FOCUS AND SCOPE  
JOURNAL HISTORY  
ARTICLE PROCESSING CHARGES  
POLICIES  
INDEXING  
TEMPLATE  
CONTACT

Accredited Rank 2 (SINTA 2)

SERTIFIKAT

Recommended Tools  
MENDELEY

Artikel terbit di website AKSIOMA: Jurnal Program Studi Pendidikan Matematika pada tanggal 1 Januari 2021, dengan URL artikel sebagai berikut <https://ojs.fkip.ummetro.ac.id/index.php/matematika/article/view/3107>

**AKSIOMA**  
Jurnal Program Studi Pendidikan Matematika

Publisher: **UM METRO**  
UNIVERSITAS MELAKHAPADAYAH METRO

E-ISSN: 2442-5419  
P-ISSN: 2089-8703

HOME ABOUT USER HOME SEARCH CURRENT ARCHIVES ANNOUNCEMENTS STATISTICS

Home > Vol 9, No 4 (2020) > **Tanujaya**

### NOTIFICATIONS

- View (36 new)
- Manage

### JOURNAL CONTENT

Search

Search Scope: All

Browse

- By Issue
- By Author
- By Title
- Other Journals

### KEYWORDS

Creativity Development  
Edmodo Geogebra  
Geometry HOTS ICT  
LKPD Mathematics NHT  
R&D critical thinking  
development gender  
hasil belajar  
learning  
outcomes  
mathematical  
communication ability  
mathematics problem  
based learning  
problem  
solving teaching  
materials

## MATHEMATICS STUDENTS' HOTS ASSESSMENT

Benidiktus Tanujaya, Rully Charitas Indra Prahmana, Jeinne Mumu

### Abstract

Assessment is a crucial aspect of education. A critical point in the evaluation is the validity of the instruments used in conducting the assessment. However, some studies do not pay more attention to this section, which results in the invalid results of the resulting research. This study aimed to map the indicators of the Higher-Order Thinking Skills (HOTS) of mathematics students and analyze their existence as components of the instruments. The subjects were 203 senior high school students of science, Manokwari, Indonesia. Test instruments that involved five critical and four creative thinking were used to measure students' HOTS. The data was analyzed using multidimensional scaling (MDS) to map the indicators. The results showed that the five indicators of critical thinking skills form a unified distribution pattern, while the four indicators of creativity tend to spread. Therefore, each indicator used has a unique contribution in explaining the HOTS of mathematics students.

### Abstrak

Penilaian atau evaluasi merupakan aspek penting dari pendidikan. Titik kritis dalam evaluasi adalah validitas instrumen yang digunakan dalam melakukan penilaian. Namun, sejumlah penelitian tidak fokus memperhatikan bagian ini, yang berakibat pada hasil penelitian yang tidak valid. Penelitian ini bertujuan untuk memetakan indikator Higher Order Thinking Skills (HOTS) matematika siswa dan menganalisis keberadaannya sebagai komponen penting pada suatu instrumen. Subjek penelitian ini adalah 203 siswa SMA IPA di Manokwari, Indonesia. Instrumen tes yang melibatkan lima indikator berpikir kritis dan empat indikator berpikir kreatif digunakan untuk mengukur HOTS siswa. Data dianalisis menggunakan multidimensional scaling (MDS) untuk memetakan seluruh indikator. Hasil penelitian menunjukkan bahwa kelima indikator keterampilan berpikir kritis membentuk pola sebaran yang menyatu, sedangkan keempat indikator kreativitas cenderung menyebar. Oleh karena itu, setiap indikator yang digunakan memiliki kontribusi unik dalam menjelaskan HOTS matematika siswa.

### Keywords

Creative thinking; critical thinking; HOTS instrument; multidimensional scaling

### Full Text:

PDF

### References

Ann Mean, L. (2008). On Creativity. Awakening the Creative Mind. Kuala Lumpur: Pelanduk Publications.

Bilgin, I., Karakuyu, Y., & Ay, Y. (2015). The effects of project based learning on undergraduate students' achievement and self-efficacy beliefs towards science teaching. Eurasia Journal of Mathematics, Science & Technology Education, 11(3), 469-477. <https://doi.org/10.12973/eurasia.2014.1015a>

Borg, I., & Groenen, P. (2006). Modern multidimensional scaling: Theory and applications. Journal of Educational Measurement, 40(3), 277-280. <https://doi.org/10.1111/j.1745-3984.2003.tb01106.x>

Brysbart, M. (2019). How many participants do we have to include in properly powered experiments? A tutorial of power analysis with reference tables. Journal of Cognition, 2(1), 1-38. <https://doi.org/10.5334/joc.72>

Budsankom, P., Sawangboon, T., Damrongpanit, S., & Chuensirimongkol, J. (2015). Factors affecting higher order thinking skills of students: a meta-analytic structural equation modelling study. Educational Research and Reviews, 10(19), 2639-2652. <https://doi.org/10.5897/ERR2015.2371>

Coulacoglou, C., & Saklofske, D. (2018). Psychometrics and Psychological Assessment: Principles and Applications. Cambridge: Academic Press.

Davison, M. L., Richards, P. S., & Rounds Jr., J. B. (1986). Multidimension scaling in counselling research and practice. Journal of Counselling and Development, 6, 178-184. <https://doi.org/10.1002/j.1556-6676.1986.tb01309.x>

de Bono, E. (1990). Lateral Thinking: A Text Book of Creativity. London: Penguin Books.

Drijvers, P., Kodde-Buithuis, H., & Doorman, H. (2019). Assessing mathematical thinking as part of curriculum reform in the Netherlands. Educational Studies in Mathematics, 102, 435-456. <https://doi.org/10.1007/s10649-019-09905-7>

Drost, E. A. (2011). Validity and reliability in social research. Education Research and Perspectives, 38(1), 105-124. <https://www.erpjournal.net/wp-content/uploads/2020/02/ERP38-1-Drost-E.-2011-Validity-and-Reliability-in-Social-Science-Research.pdf>

Glassner, A., & Schwarz, B. B. (2007). What stands and develops between creative and critical thinking? Argumentation? Thinking Skills and Creativity, 2(1), 10-18. <https://doi.org/10.1016/j.tsc.2006.10.001>

Graham, S., Hebert, M., & Harris, K. R. (2015). Formative assessment and writing: A meta-analysis. The Elementary School Journal, 115(4), 523-547. <https://doi.org/10.1086/681947>

Hair, J. F., Ringle, C. M., & Sarstedt, M. (2013). Partial least squares structural equation modeling: Rigorous applications, better results and higher acceptance. Long range planning, 46(1-2), 1-12. <https://ssrn.com/abstract=2233795>

### EDITORIAL BOARD

### REVIEWER TEAMS

### AUTHOR GUIDELINES

### PUBLICATION ETHICS

### FOCUS AND SCOPE

### JOURNAL HISTORY

### ARTICLE PROCESSING CHARGES

### POLICIES

### INDEXING

### TEMPLATE

### CONTACT

Accredited Rank 2 (SINTA 2)

### Recommended Tools

MENDELEY

grammarly

SCREENED BY iThenticate Professional Plagiarism Prevention

grammarly

### ISSN BARCODE

ISSN Online

ISSN Print

### SUBMISSION

### LOGIN

### REGISTER

Artikel terbit di AKSIOMA: Jurnal Program Studi Pendidikan Matematika Vol. 9 No. 4, 865-871  
[DOI: <https://doi.org/10.24127/ajpm.v9i4.3107>]

## MATHEMATICS STUDENTS' HOTS ASSESSMENT

Benidiktus Tanujaya<sup>1</sup>, Rully Charitas Indra Prahmana<sup>2\*</sup>, Jeinne Mumu<sup>3</sup>

<sup>1,3</sup>Universitas Papua, Manokwari, Indonesia

<sup>2\*</sup>Universitas Ahmad Dahlan, Yogyakarta, Indonesia

\*Corresponding author

E-mail: [b.tanujaya@unipa.ac.id](mailto:b.tanujaya@unipa.ac.id)<sup>1)</sup>

[rully.indra@mpmat.uad.ac.id](mailto:rully.indra@mpmat.uad.ac.id)<sup>2\*)</sup>

[j.mumu@unipa.ac.id](mailto:j.mumu@unipa.ac.id)<sup>3)</sup>

Received 21 September 2020; Received in revised form 28 December 2020; Accepted 29 December 2020

### Abstract

Assessment is a crucial aspect of education. A critical point in the evaluation is the validity of the instruments used in conducting the assessment. However, some studies do not pay more attention to this section, which results in the invalid results of the resulting research. This study aimed to map the indicators of the Higher-Order Thinking Skills (HOTS) of mathematics students and analyze their existence as components of the instruments. The subjects were 203 senior high school students of science, Manokwari, Indonesia. Test instruments that involved five critical and four creative thinking were used to measure students' HOTS. The data was analyzed using multidimensional scaling (MDS) to map the indicators. The results showed that the five indicators of critical thinking skills form a unified distribution pattern, while the four indicators of creativity tend to spread. Therefore, each indicator used has a unique contribution in explaining the HOTS of mathematics students.

**Keywords:** Creative thinking; critical thinking; HOTS instrument; multidimensional scaling.

### Abstrak

Penilaian atau evaluasi merupakan aspek penting dari pendidikan. Titik kritis dalam evaluasi adalah validitas instrumen yang digunakan dalam melakukan penilaian. Namun, sejumlah penelitian tidak fokus memperhatikan bagian ini, yang berakibat pada hasil penelitian yang tidak valid. Penelitian ini bertujuan untuk memetakan indikator Higher Order Thinking Skills (HOTS) matematika siswa dan menganalisis keberadaannya sebagai komponen penting pada suatu instrumen. Subjek penelitian ini adalah 203 siswa SMA IPA di Manokwari, Indonesia. Instrumen tes yang melibatkan lima indikator berpikir kritis dan empat indikator berpikir kreatif digunakan untuk mengukur HOTS siswa. Data dianalisis menggunakan multidimensional scaling (MDS) untuk memetakan seluruh indikator. Hasil penelitian menunjukkan bahwa kelima indikator keterampilan berpikir kritis membentuk pola sebaran yang menyatu, sedangkan keempat indikator kreativitas cenderung menyebar. Oleh karena itu, setiap indikator yang digunakan memiliki kontribusi unik dalam menjelaskan HOTS matematika siswa.

**Kata kunci:** Berfikir kreatif; berfikir kritis; instrumen HOTS; multidimensional scaling.



This is an open access article under the [Creative Commons Attribution 4.0 International License](https://creativecommons.org/licenses/by/4.0/)

## INTRODUCTION

Mathematics is one of the most critical subjects in the education system in various countries, including Indonesia. It is indicated by including this material in several evaluation programs at the international level, such as TIMSS and

PISA. Besides, as one of the scientific thinking parts, mathematics is needed for the development of students' thinking skills (Koerber, Mayer, Osterhaus, Schwippert, & Sodian, 2015), mathematical literacy abilities (Heriyadi & Prahmana, 2020), and their characters,

DOI: <https://doi.org/10.24127/ajpm.v9i4.3107>

such as honesty, discipline, perseverance, responsibility, and confidence (Tanujaya, 2016). Therefore, students need to have sufficient mathematical knowledge and skills to face a better future in every area of life.

Merely having mathematics knowledge is not enough; students must be able to think critically to solve mathematics problems (Peter, 2012). Consequently, students must learn mathematics with understanding. They have to construct their knowledge actively through experience and previous knowledge, and to conduct an assessment for improving the learning process.

The assessment of students' achievement is essential to the teaching and learning process (Bilgin, Karakuyu, & Ay, 2015; Keller, Neumann, & Fischer, 2017). Assessment is a process of gathering data that accurately reflects students' achievement of the curriculum expectations in a subject. Thus, there are some purposes of evaluation, although the primary purpose of assessment is basically to gather information and provides feedback to support the teaching and learning process (Tanujaya, 2017); facilitate student learning, and improve teaching practice of the teacher (Suurtaam, et al. 2016). The assessment drives the teaching and learning process.

Assessment is a crucial aspect of education, while the standard criterion for the appropriate evaluation is validity (Drijvers, Kodde-Buitenhuis, & Doorman, 2019). A critical point of the assessment is the validity of the instruments used in conducting the evaluation. Validity in education research is a principal problem because it involves the accuracy of instruments used for measurement. It means that the lack of instruments' validity can provide research results that lack validity as well. Therefore, the validity of an instrument needs to be considered in a study.

There are four groups of validity, namely statistical conclusion, internal, construct, and external or generalization. Construct validity can be translation validity or criteria related validity. Meanwhile, translation validity is further divided into face validity and content validity (Dross, 2011). Furthermore, Zamanzadeh et al. (2015) stated that content validity is essential in research, among other types.

Content validity can be represented in the phases of development and expert judgment (Yaghmale, 2003). Content validity, also known as content-related, intrinsic, relevance, representative and logical or sampling validity, can be used to measure interest variables. Therefore, content validity measures the completeness and representativeness of the scale content. It refers to the degree at which an instrument covers the content meant to be measured and can be obtained from literature, representatives of relevant populations, and experts.

At all levels of the Indonesian education system, the evaluation of the success of mathematics instruction is based on students' HOTS. Among various thinking abilities acquired during formal education, critical and creative thinking skills are two components that should be considered in learning mathematics (NCTM, 2000). In this regard, several researches noted that critical and creative thinking skills have two principal dimensions of HOTS (Wang & Wang, 2011).

Based on these theories, Tanujaya (2016) developed an instrument to measure the HOTS of mathematics students using the two dimensions of critical and creative skills. The instrument has good validity and reliability based on some phase of development, expert judgment, field trials, and then analyzed statistically using Structural Equation Modelling (SEM). It is

DOI: <https://doi.org/10.24127/ajpm.v9i4.3107>

a standard procedure used by some experts in developing an instrument test with some modification (Coulacoglou & Saklofske, 2018). The instrument constructed is said to be valid according to the whole process.

Structural Equation Modelling (SEM) is a multivariate quantitative technique employed to describe the relationships among observed variables. The method helps the researcher to test or validate a theoretical model for theory testing and extension (Thakkar, 2020). The technique could be viewed as a combination of three statistical methods, namely multiple regression, path analysis, and confirmatory factor analysis (Salkind, 2010). Therefore, SEM provides a higher level of complexity, requiring more excellent knowledge about the conditions and assumptions for appropriate usage. Without due consideration, the results and conclusions based on its application can be seriously flawed or invalid (Hair, Ringle, & Sarstedt, 2013). Some assumptions for valid usage of SEM, among others: endogenous variables and exogenous variables have a linear relationship, the variables should affect and cause relationship, and the sample size is generally 20 times more than the number of indicators (Thakkar, 2020). Consequently, the complexity of applying SEM results in need for another statistical method that is easy to use by presenting the same but more informative analysis results.

There are several relevant questions related to the study, such as in learning mathematics, what is the relationship between critical and creative thinking skills of high school students? Do they have a close relationship? How are these related? Could these two skills be formed at the same time, or learned separately? To answer these questions, it is necessary to analyze the relationship through the mapping of various indicators of critical and creative thinking skills of mathematics students.

Various statistical analysis methods are available to find the relationship between variables in their observations, including correlation and regression analysis (Schmidt-Catran, Fairbrother, & Andreß, 2019; Brysbaert, 2019). The two-statistical analysis produces statistical data in a numerical format, which can be evaluated in one dimension. Results of data analysis presented in image or graphic have many advantages compared to numerical form. Several research results could deduce a higher number and many kinds of conclusions by using the image or graphic format. Hence, more information could be generated from the corresponding research representing the observed populations. One of the statistical methods which produce an image or graphical format from the analysis is multidimensional scaling.

Multidimensional scaling (MDS) is a statistical technique that can be used to produce geometric models of proximities data (Jacoby & Armstrong II, 2014), or mapping the structure of objects (Davidson, Richards, & Rounds Jr., 1986). MDS represents measurements of similarity (or dissimilarity) among pairs of objects as distances between points of a low-dimension in multidimensional space. The graphical display of the correlations provided by MDS enables the researcher to analyze the data and explore its structure visually. Too often shows regularities that remain hidden when studying arrays of numbers (Borg & Groenen, 2006).

Therefore, this study aims to map the HOTS of mathematics students' indicators using the multidimensional scaling statistical method. The results of this study are used to explore the existence of various indicators of The HOTS instruments for mathematics students. These results are also expected to contribute to developing a suitable strategy in mathematics learning to improve the critical and creative thinking skills of mathematics students.

DOI: <https://doi.org/10.24127/ajpm.v9i4.3107>

## **METHOD**

The object analysis of this study is the instrument used to measure the HOTS of mathematics students. The essay test was developed by Tanujaya (2016). The instrument measures both critical and creative skills and consists of nine questions representing HOTS's indicators. Critical thinking skills' indicators include prediction of impact, problem-solving, decision making, conceptual, and principles of understanding. Meanwhile, creativity's indicators consist of four items, namely working within the boundaries of competence, overcoming new challenges, having different reasoning patterns, and having lateral (imaginative) thinking.

The subjects for this study were 203 students majoring in Natural Sciences at one of state senior high school in Manokwari, Indonesia, were used as subjects for the test instrument, and it lasted for 1 hour (60 minutes). Assessment of students' work uses a holistic rubric that can evaluate three main components, namely question understanding, answer procedure, and correctness of answers. The data obtained from this assessment were students' test scores ranging from 0 to 108, which were subsequently converted from 0 to 100.

The results were statistically analyzed using MDS. As a statistical technique, it is used to reduce the complexity of a data set to permit the visual appreciation of the underlying relational structures (Hout, Papesh, & Goldinger, 2013). Therefore, this research should be able to find and visually recognize the relationships between several indicators that construct critical and creative skills using MDS.

Data analysis was performed using the MINITAB program package. The

study's output was a two-dimensional graph produced by MDS, and it provided information about HOTS indicators' distribution. Based on similarity factors, indicators can be classified through their distribution. This distribution related to Hout, et al. (2016), which stated that the output of MDS is a 'map' that conveys the relationship between items, in this regard, similar elements are located proximal to one another, while different ones are proportionately further apart.

## **RESULTS AND DISCUSSION**

The HOTS' developed instrument should be valid with a unique role. The instrument has good validity if each of these indicators must have a unique contribution to higher-order thinking skills. However, when there is an overlap among the indicators in explaining thinking skills, the instrument is not valid and should not be used. Therefore, it is necessary to conduct a study to find out the existence of indicators used to measure HOTS.

There are different types of statistical methods developed to generate data analysis results in the image or graphical format for measure HOTS's indicators. One of them is MDS which result showed that the mapping has a disperse configuration, and graphical representation's details were revealed in Figures 1, 2, and 3. The five HOTS indicators for critical thinking skills were represented in Figure 1, while the remaining four creative skills were indicated in Figure 2. Meanwhile, both critical and creative skills' distribution arrangements represent in Figure 3.

On the other hand, learning mathematics requires thinking mathematically. Mathematics thinking skills, especially Higher Order Thinking Skills (HOTS), are essential aspects of mathematics instruction (Tanujaya,



DOI: <https://doi.org/10.24127/ajpm.v9i4.3107>

Prahmana, & Mumu, 2017). There is a linear, positive, and strong relationship between HOTS and the performance of mathematics students, such as self-regulated learning, habit of mind, and creativity (Hodiyanto & Firdaus, 2020). Students with a high level of higher-order thinking skills tend to be more successful in their studies (Yang, 2015; Budsankom, et al. 2015). Students with HOTS can learn, improve their performance, and reduce their weaknesses (Yee, et al. 2011).

HOTS is the highest level in the hierarchy of cognitive processes. This higher-level thinking allows students to excel and achieve intellectual freedom (Limbach & Waugh, 2009). HOTS of students happen when they get new information, keep in memory and compile, link to existing knowledge, and generate this information to achieve a goal or solve a complicated situation. HOTS can challenge a person to interpret and analyze data, consequently allowing students to think critically about a lot of available data in a limited time. (Yee, et al. 2015). Therefore, to evaluate the progress of mathematics instruction, achievement should be accessed through the instrument of students' HOTS. Does the instrument use measures students' higher-order thinking skills have good content validity?

The students' ability to use mathematics concepts (CRITICAL\_1), apply working principles (CRITICAL\_2), predicting the impacts of both (CRITICAL\_3), solving related problems (CRITICAL\_4), and their decision making (CRITICAL\_5) are the five critical thinking skills' indicators used for measuring HOTS. In contrast, the four creative skills' indicators are student's ability to solve mathematical problems by working at their competence limit (CREATIVE\_1),

trying new things (CREATIVE\_2), with their divergence (CREATIVE\_3), and imaginative abilities (CREATIVE\_4).

Figure 1 showed that five HOTS indicators for critical thinking skills tend to disperse, and none of them has overlapping positions in a two-dimensional scatter plot. The distribution pattern explained that the indicators represent different natures of characters and could be used to generate a comprehensive information on HOTS of the study's subjects.

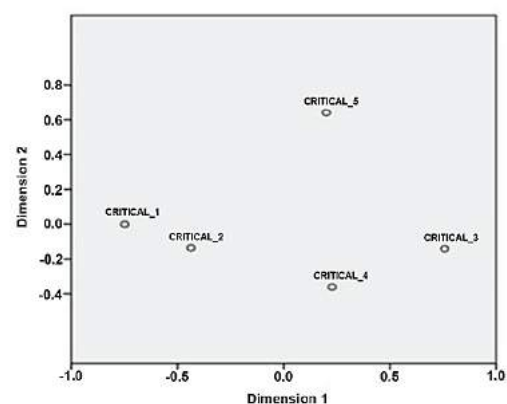


Figure 1. Distribution of HOTS indicators for critical thinking skills.

Furthermore, it appears that the indicators analyzed formed three groups based on their proximity. The first consists of CRITICAL\_1 and 2, while CRITICAL\_3 and CRITICAL\_4 are contained in the second group. CRITICAL\_5 is formed in the third group.

The existence of the first group shows that students' ability to utilize mathematics concepts has a close correlation with using the subject's principles. An idea is a set of properties linked by specific rules (Hulse, Egeth, & Deese, 1980). It is constructed by observing the features of a set of appropriate examples, while a principle is the result of a study of two or more concepts. The greater the mastery of mathematical concepts, the higher the

DOI: <https://doi.org/10.24127/ajpm.v9i4.3107>

ability to use its corresponding principles. Students are required to learn various interconnected concepts for mastering mathematics principles.

The principle is the result of the study of two or more mathematical concepts. Furthermore, students are expected to know more about utilizing or understanding mathematical concepts (Tanujaya, 2016). For example, when the sum of two real numbers is said to be commutative, it is one of the principles in the number of real numbers, while both are two concepts in mathematics. To understand the commutative principle, a student must first know the thoughts of addition and real numbers.

Furthermore, the second group's formation is due to the close relationship between the student's ability to predict the impact of using mathematics concepts and principles (CRITICAL\_3) and solving problems (CRITICAL\_4). When students can predict the effect, they can solve the problems.

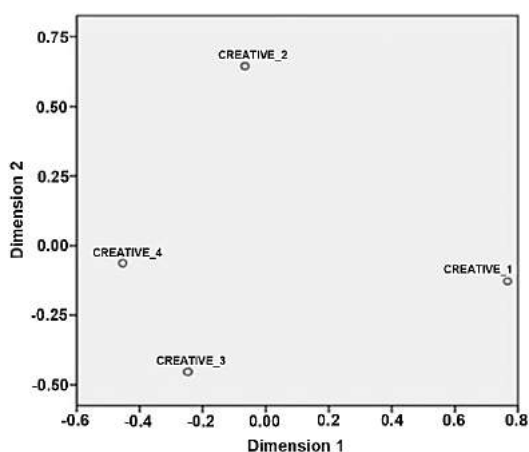


Figure 2. Distribution of HOTS indicators for creative thinking skills

Similar to Figure 1, the distribution of four HOTS indicators in Figure 2 is much the same as the first one, and it illustrated it disperse configurations with none of them showed in overlapping positions. This distribution arrangement

indicated that the four indicators are accurately measured using the different features with each of them in their respective groups.

The indicators of creative thinking skills are located far apart, and it's a confirmation that there is no significant relationship among them. Students' ability to solve problems by working on the limits of their competence (CREATIVE\_1) does not have a significant connection to trying new things (CREATIVE\_2). Furthermore, their ability to think differently (CREATIVE\_3), does not have a significant relationship with imaginative reasoning (CREATIVE\_4). There is no significant correlation between two different creativity indicators as they do not have a close relationship.

The indicators of creative thinking skills differ from one another because creativity is the process of bringing new and original ideas into existence. It means thinking and acting innovatively (Ann Mean, 2008). Creativity levels vary from individuals in the same manner with actions and thoughts.

Moreover, as a skill, creative thinking can be trained and developed. It agrees with de Bono's opinion (1990), which states that the ability of human reasoning is not something that is given but can be trained and developed. Therefore, Ann Mean (2008) explained that natural creativity would remain hidden until one is put in a position to use them.

The distribution pattern was shown in a non-overlapping sequence when nine HOTS indicators were represented in one graphical illustration. The following figured the observed distribution of students in mathematics learning. The mapping provided in Figure 3 shows that the five indicators of critical thinking skills are building a

DOI: <https://doi.org/10.24127/ajpm.v9i4.3107>

more reliable and unified structure and producing independent groups. In contrast, the ones corresponding to creative skills tend to have more scattered configurations. Each creativity's indicator forms different groups because of their high variation. The scatter plot also shows that there is a high degree of similarity among critical thinking skills' indicators, but on the other hand, creativities differ. Therefore, the display in Figure 3 provided a corresponding result to what was presented in Figure 1 and Figure 2.

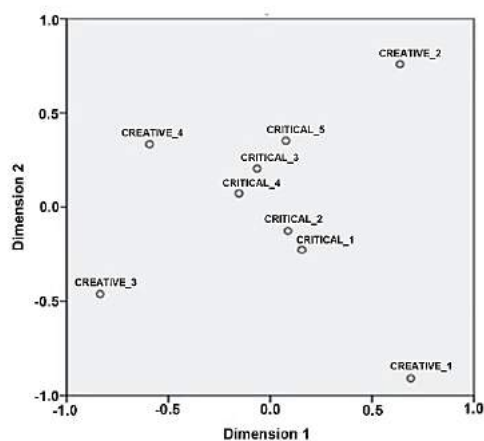


Figure 3. Distribution of HOTS indicators

Furthermore, Figure 3 presents information that there is some space among the indicators. This circumstance shows that there are dimensions that have not been used on the instrument developed. In other words, there are still different dimensions that need to be involved in measuring HOTS. This statement corresponded to the Mertens' concept (2015) who states that there are two main threats to construct validity, one of which is the construct underrepresentation. Construct underrepresentation is a situation where the assessment is too narrow and fails to include essential dimensions of the construct.

In some literature, The HOTS dimension consists of three different

aspects, namely critical thinking, creative thinking, and decision making (Glassner & Schwarz, 2007; Vidergor, 2018); critical thinking, systemic thinking, and creative thinking (Teqja & Dennis Jr., 2016); critical thinking, design thinking, and systems thinking (Wang & Wang, 2011). Therefore, it can be stated that the instrument being developed has good construct validity, but less on content validity. There are still several dimensions that need to be included in the HOTS instrument.

Nevertheless, based on Figure 3, there are no overlaps among the nine indicators evaluated. On the other hand, the evaluation has been used for multiple purposes, such as providing student grades, system monitoring, determining interventions, improving teaching and learning, or providing individual feedback to students (Newton, 2007; Graham, Hebert, & Harris, 2015). Furthermore, each indicator has a unique role in explaining the HOTS of mathematics students, although some indicators need to be included on the instrument.

The distribution of indicators also confirms that as a statistical analysis tool, MDS can be used to evaluate the validity of instruments developed. Therefore, as a statistical technique, MDS can be used as an alternative to providing evidence about the validity of a measurement instrument. It's because Mohajan (2017) stated that instruments' validity plays a role in determining quality, and only a valid instrument will produce credible research.

## CONCLUSION AND SUGGESTION

Indicators for critical thinking skills demonstrate higher similarities compared to that of creativity. These indicators can be arranged into one group, while those of creativity cannot

DOI: <https://doi.org/10.24127/ajpm.v9i4.3107>

be brought together. However, all of them have a series of contributions to the HOTS of mathematics students. Their development requires a different treatment even when they may be related. The development of critical thinking skills can be compatible with other indicators. In contrast, creativity's build-up cannot be synced with others. The results of this study confirm that MDS can be used to test the validity of measurement instruments.

Furthermore, as a suggestion, MDS also includes information about the lack of dimension used in the instrument was developed. It is essential to providing the same results with SEM in the development of an instrument. Therefore, further development instrument is needed to improve this instrument developed to include another dimension, such as Design Thinking.

## REFERENCES

- Ann Mean, L. (2008). *On Creativity. Awakening the Creative Mind*. Kuala Lumpur: Pelanduk Publications.
- Bilgin, I., Karakuyu, Y., & Ay, Y. (2015). The effects of project based learning on undergraduate students' achievement and self-efficacy beliefs towards science teaching. *Eurasia Journal of Mathematics, Science & Technology Education*, 11(3), 469-477. <https://doi.org/10.12973/eurasia.2014.1015a>
- Borg, I., & Groenen, P. (2006). Modern multidimensional scaling: Theory and applications. *Journal of Educational Measurement*, 40(3), 277-280. <https://doi.org/10.1111/j.1745-3984.2003.tb01108.x>
- Brysbaert, M. (2019). How many participants do we have to include in properly powered experiments? A tutorial of power analysis with reference tables. *Journal of Cognition*, 2(1), 1-38. <https://doi.org/10.5334/joc.72>
- Budsankom, P., Sawangboon, T., Damrongpanit, S., & Chuensirimongkol, J. (2015). Factors affecting higher order thinking skills of students: a meta-analytic structural equation modelling study. *Educational Research and Reviews*, 10(19), 2639-2652. <https://doi.org/10.5897/ERR2015.2371>
- Coulacoglou, C., & Saklofske, D. (2018). *Psychometrics and Psychological Assessment: Principles and Applications*. Cambridge: Academic Press.
- Davison, M. L., Richards, P. S., & Rounds Jr., J. B. (1986). Multidimension scaling in counselling research and practice. *Journal of Counselling and Development*, 6, 178-184. <https://doi.org/10.1002/j.1556-6676.1986.tb01309.x>
- de Bono, E. (1990). *Lateral Thinking: A Text Book of Creativity*. London: Penguin Books.
- Drijvers, P., Kodde-Buitenhuys, H., & Doorman, H. (2019). Assessing mathematical thinking as part of curriculum reform in the Netherlands. *Educational Studies in Mathematics*, 102, 435-456. <https://doi.org/10.1007/s10649-019-09905-7>
- Drost, E. A. (2011). Validity and reliability in social research. *Education Research and Perspectives*, 38(1), 105-124. <https://www.erpjournals.net/wp->

DOI: <https://doi.org/10.24127/ajpm.v9i4.3107>

- content/uploads/2020/02/ERPv38-1.-Drost-E.-2011.-Validity-and-Reliability-in-Social-Science-Research.pdf
- Glassner, A., & Schwarz, B. B. (2007). What stands and develops between creative and critical thinking? Argumentation?. *Thinking Skills and Creativity*, 2(1), 10-18. <https://doi.org/10.1016/j.tsc.2006.10.001>
- Graham, S., Hebert, M., & Harris, K. R. (2015). Formative assessment and writing: A meta-analysis. *The Elementary School Journal*, 115(4), 523-547. <https://doi.org/10.1086/681947>
- Hair, J. F., Ringle, C. M., & Sarstedt, M. (2013). Partial least squares structural equation modeling: Rigorous applications, better results and higher acceptance. *Long range planning*, 46(1-2), 1-12. <https://ssrn.com/abstract=2233795>
- Heriyadi & Prahmana, R. C. I. (2020). Pengembangan lembar kegiatan siswa menggunakan pendekatan pendidikan matematika realistik. *AKSIOMA: Jurnal Program Studi Pendidikan Matematika*, 9(2), 395-412. <http://dx.doi.org/10.24127/ajpm.v9i2.2782>
- Hodiyanto & Firdaus, M. (2020). The self regulated learning, habit of mind, and creativity as high order thinking skills predictors. *AKSIOMA: Jurnal Program Studi Pendidikan Matematika*, 9(1), 21-30. <http://dx.doi.org/10.24127/ajpm.v9i1.2589>
- Hout, M. C., Godwin, H. J., Fitzsimmons, G., Robbins, A., Menneer, T., & Goldinger, S. D. (2016). Using multidimensional scaling to quantify similarity in visual search and beyond. *Attention, Perception, & Psychophysics*, 78, 3-20. <https://doi.org/10.3758/s13414-015-1010-6>
- Hout, M. C., Papesh, M. H., & Goldinger, S. D. (2013). Multidimensional scaling. *Wiley Interdisciplinary Reviews: Cognitive Science*, 4(1), 93-103. <https://doi.org/10.1002/wcs.1203>
- Hulse, S. H., Egeth, H., & Deese, J. (1980). *The Psychology of Learning*. New York: McGraw-Hill.
- Jacoby, W. G., & Armstrong II., D. A. (2014). Bootstrap confidence regions for multidimensional scaling solutions. *American Journal of Political Science*, 58(1), 264-278. <https://doi.org/10.1111/ajps.12056>
- Keller, M. M., Neumann, K., & Fischer, H. E. (2017). The impact of physics teachers' pedagogical content knowledge and motivation on students' achievement and interest. *Journal of Research in Science Teaching*, 54(5), 586-614. <https://doi.org/10.1002/tea.21378>
- Koerber, S., Mayer, D., Osterhaus, C., Schwippert, K., & Sodian, B. (2015). The development of scientific thinking in elementary school: A comprehensive inventory. *Child Development*, 86(1), 327-336. <https://doi.org/10.1111/cdev.12298>
- Limbach, B., & Waugh, W. (2009). Developing higher level thinking. *Journal of Instructional Pedagogies*, 1-9. <https://www.aabri.com/manuscripts/09423.pdf>

DOI: <https://doi.org/10.24127/ajpm.v9i4.3107>

- Mertens, D. M. (2015). *Research and Evaluation in Education and Psychology*. Los Angeles: Sage Publications.
- Mohajan, H. K. (2017). Two criteria for good measurement in research: Validity and reliability. *Annals of Spiru Haret University*, 17(3), 58-82. [https://mpr.aub.uni-muenchen.de/83458/1/MPRA\\_paper\\_83458.pdf](https://mpr.aub.uni-muenchen.de/83458/1/MPRA_paper_83458.pdf)
- NCTM. (2000). *Principles and Standards for School Mathematics*. Reston: The National Council of Teachers of Mathematics, Inc.
- Newton, P. E. (2007). Clarifying the purposes of educational assessment. *Assessment in Education: Principles, Policy & Practice*, 14(2), 149-170. <https://doi.org/10.1080/09695940701478321>
- Peter, E. E. (2012). Critical thinking: Essence for teaching mathematics and mathematics problem solving skills. *African Journal of Mathematics and Computer Science Research*, 5(3), 39-43. <https://doi.org/10.5897/AJMCSR11.161>
- Salkind, N. J. (2010). *Structural Equation Modelling*. Los Angeles: SAGE Publishing. <https://doi.org/10.4135/978142961288>.
- Schmidt-Catran, A. W., Fairbrother, M., & Andreß, H. J. (2019). Multilevel models for the analysis of comparative survey data: Common problems and some solutions. *KZfSS Kölner Zeitschrift für Soziologie und Sozialpsychologie*, 71(1), 99-128. <https://doi.org/10.1007/s11577-019-00607-9>
- Suurtamm, C., Thompson, D. R., Kim, R. Y., Moreno, L. D., Sayac, N., Schukajlow, S., Silver, E., Ufer, S., & Vos, P. (2016). *Assessment in Mathematics Education*. Cham: Springer. [https://doi.org/10.1007/978-3-319-32394-7\\_1](https://doi.org/10.1007/978-3-319-32394-7_1)
- Tanujaya, B. (2016). Development an instrument to measure higher order thinking skills in senior high school mathematics instruction. *Journal Education and Practice*, 7(21), 144-148. <https://www.iiste.org/Journals/index.php/JEP/article/view/31982/32852>
- Tanujaya, B. (2017). Application assessment as learning in mathematics instruction. *Advances in Social Science, Education, and Humanities Research*, 100, 140-145. <https://doi.org/10.2991/seadric-17.2017.30>
- Tanujaya, B., Prahmana, R. C. I., & Mumu, J. (2017). Mathematics instruction, problems, challenges, and opportunities: A case study in Manokwari regency, Indonesia. *World Transactions on Engineering and Technology Education*, 15(3), 287-291. [http://www.wiete.com.au/journals/WTE&TE/Pages/Vol.15,%20No.3%20\(2017\)/16-Tanujaya-B.pdf](http://www.wiete.com.au/journals/WTE&TE/Pages/Vol.15,%20No.3%20(2017)/16-Tanujaya-B.pdf)
- Teqja, Z., & Dennis Jr., S. F. (2016). Creative thinking, critical thinking and systemic thinking-key instruments to deeply transform the higher education system in Albania: The case of landscape architecture. *Educational Alternatives*, 14, 543-555. <https://www.scientific-publications.net/get/1000021/1474994295652029.pdf>

DOI: <https://doi.org/10.24127/ajpm.v9i4.3107>

- Thakkar, J. J. (2020). *Structural Equation Modelling: Application for Research and Practice*. Cham: Springer.  
<https://doi.org/10.1007/978-981-15-3793-6>
- Vidergor, H. E. (2018). Effectiveness of the multidimensional curriculum model in developing higher-order thinking skills in elementary and secondary students. *The Curriculum Journal*, 29(1), 95-115.  
<https://doi.org/10.1080/09585176.2017.1318771>
- Wang, S., & Wang, H. (2011) Teaching higher order thinking in the introductory MIS course: A model-direct approach. *Journal Education for Business*, 86(4), 208-212.  
<https://doi.org/10.1080/08832323.2010.505254>
- Weintrop, D., Beheshti, E., Horn, M., Orton, K., Jona, K., Trouille, L., & Wilensky, U. (2016). Defining computational thinking for mathematics and science classrooms. *Journal of Science Education and Technology*, 25(1), 127-147.  
<https://doi.org/10.1007/s10956-015-9581-5>
- Yaghmale, F. (2003). Content validity and its estimation. *Journal of Medical Education*, 1(3), 25-27.  
<https://doi.org/10.22037/jme.v3i1.870>
- Yang, Y. T. C. (2015). Virtual CEOs: A blended approach to digital gaming for enhancing higher order thinking and academic achievement among vocational high school students. *Computers & Education*, 81, 281-295.  
<https://doi.org/10.1016/j.compedu.2014.10.004>
- Yee, M. H, Othman, W., Yunos, J., Tee, T. K., Hassan, R., & Mohamad, M. M. (2011). The level of marzano higher order thinking skills among technical education students. *International Journal of Social Science and Humanity*, 1(2), 121-125. <http://ijssh.org/papers/20-H009.pdf>
- Yee, M. H., Yunos, J. M., Othman, W., Hassan, R., Tee, T. K., & Mohamad, M. M. (2015). Disparity of learning styles and higher order thinking skills among technical students. *Procedia-Social and Behavioral Sciences*, 204, 143-152.  
<https://doi.org/10.1016/j.sbspro.2015.08.127>
- Zamanzadeh, V., Ghahramanian, A., Rassouli, M., Abbaszadeh, A., Alavi-Majd, H., & Nikanfar, A. (2015). Design and implementation content validity study: Development of an instrument for measuring patient-centered communication. *Journal of Caring Sciences*, 4(2), 165-178.  
<https://doi.org/10.15171/jcs.2015.017>

# Profile Jurnal di Sinta

**AKSIOMA: Jurnal Program Studi Pendidikan Matematika**  
eISSN : 24425419 | pISSN : 20898703  
Education  
Universitas Muhammadiyah Metro

**Sinta** S2 Sinta Score  
16 I<sub>h</sub>-Index  
16 H<sub>s</sub>-Index  
1371 Citations  
1358 5 Year Citations

2017 2018 2019 2020

**Citation Statistics**

Year	Citation Count
2015	0
2016	0
2017	~20
2018	~100
2019	~250
2020	~600
2021	~150

Publications	Citation
Analisis kesalahan siswa SMP kelas VIII dalam menyelesaikan masalah soal cerita matematika N Fanda AKSIOMA: Jurnal Program Studi Pendidikan Matematika 4 (2)	186
Pengembangan Bahan Ajar Berbasis Kontesktual Pada Materi Himpunan Berbantu Video Pembelajaran Y Purwanto, S Rizki AKSIOMA: Jurnal Program Studi Pendidikan Matematika 4 (1)	39
Penerapan pembelajaran berbasis alternative solutions worksheet untuk meningkatkan kemampuan berpikir kreatif U Aripri, R Purwasih AKSIOMA: Jurnal Program Studi Pendidikan Matematika 6 (2), 225-233	35
Efektifitas Penggunaan Metode Pembelajaran Quantum Learning terhadap Kemampuan Pemahaman Konsep Matematis Mahasiswa SW Sudarman, I Vahla Al-Jabar: Jurnal Pendidikan Matematika 7 (2), 275-282	33

**Publiser:**  
FKIP UM Metro  
[Website](#) | [Editor URL](#)

**Address:**  
Universitas Muhammadiyah Metro  
Program Studi di Pendidikan Matematika  
FKIP UM Metro, Jl. Ki Hajar Dewantara  
no.116 Kota Metro 34111  
Metro

<https://sinta.ristekbrin.go.id/journals/detail?id=1814>

## Sertifikat Akreditasi Jurnal pada Kategori Peringkat 2

**SERTIFIKAT**

Direktorat Jenderal Penguatan Riset dan Pengembangan,  
Kementerian Riset, Teknologi dan Pendidikan Tinggi

**TERAKREDITASI**

**TERAKREDITASI PERINGKAT 2**

Akreditasi Berlaku Selama 5 (lima) Tahun, Yaitu  
Volume 8 Nomor 2 Tahun 2019 sampai Volume 13 Nomor 1 Tahun 2024

Kutipan dari Keputusan Direktur Jenderal Penguatan Riset dan Pengembangan  
Kementerian Riset, Teknologi dan Pendidikan Tinggi Republik Indonesia  
Nomor: 36/E/KPT/2019, 13 Desember 2019  
Peringkat Akreditasi Jurnal Ilmiah Periode VII Tahun 2019  
Nama Jurnal Ilmiah  
**AKSIOMA: Jurnal Program Studi Pendidikan Matematika**  
E-ISSN: 24425419  
Penerbit: Universitas Muhammadiyah Metro  
Ditetapkan Sebagai Jurnal Ilmiah

Direktorat Jenderal Penguatan Riset dan Pengembangan  
Jakarta, 13 Desember 2019  
Direktur Jenderal Penguatan Riset dan Pengembangan  
Muhammad Dimiyati  
NIP. 195912171984021001