

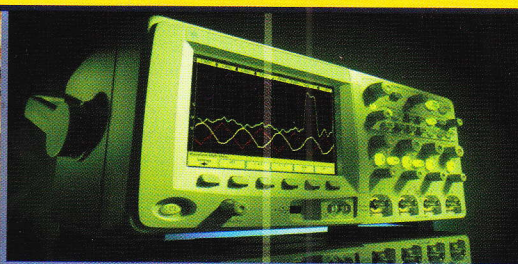
Accredited "A" by DGHE (DIKTI), Decree No.58/DIKTI/Kep/2013  
and Indexed by SCOPUS (Elsevier Product)

ISSN 1693-6930

# TELKOMNIKA

Telecommunication, Computing, Electronics and Control

Vol. 12 No. 1, March 2014



Published by  
Universitas Ahmad Dahlan (UAD), Yogyakarta, Indonesia  
and  
Institute of Advanced Engineering and Science (IAES)





# TELKOMNIKA

**TELKOMNIKA (Telecommunication, Computing, Electronics and Control)** is a peer reviewed international journal. The journal is first published on December 2003. The aim of the journal is to publish high-quality articles dedicated to all aspects of the latest outstanding developments in the field of electrical engineering. Its scope encompasses the applications of telecommunication, signal processing, applied computing and informatics, control, and electrical and electronics engineering.

## Editor-in-Chief Tole Sutikno

Universitas Ahmad Dahlan  
Yogyakarta, Indonesia  
email: thsutikno@ieee.org

## Co-Editor-in-Chief Signal Processing Arianna Mencattini

Department of Electronic Engineering  
University of Rome "Tor Vergata"  
Roma, Italy  
email: mencattini@ing.uniroma2.it

## Telecommunications Engineering Sunardi

Dept. of Electrical Engineering  
Universitas Ahmad Dahlan  
Yogyakarta, Indonesia  
email: sunargm@ieee.org

## Editors

**Balza Achmad**  
Universitas Gadjah Mada  
Yogyakarta, Indonesia  
balzach@gadjahmada.edu

**Irwan Prasetya Gunawan**  
Bakrie University  
Jakarta, Indonesia  
Irwan.gunawan@bakrie.ac.id

**Leo P. Ligthart**  
Delft University of Technology  
Delft, Netherlands  
L.P.Ligthart@tudelft.nl

**Munawar A Riyadi**  
Universitas Diponegoro  
Semarang, Indonesia  
munawar.riyadi@ieee.org

**Srinivasan Alavandar**  
Caledonian Univ. of Engineering  
Sib, Oman  
seenu.phd@gmail.com

**Tutut Herawan**  
Universiti Malaysia Pahang  
Pahang, Malaysia  
tutut@ump.edu.my

**Yutthapong Tuppadung**  
Provincial Electricity Authority  
Bangkok, Thailand  
ytuppadung@gmail.com

## Advisory Editors

**Jazi Eko Istiyanto** (Indonesia)  
**Muhammad H. Rashid** (USA)

## Publishing Committee

**Advisory Boards**  
Adi Soeprijanto  
Kais Ismail Ibraheem

## Control Engineering Omar Lengerke

Mechatronics Engineering Faculty  
Universidad Autonoma de Bucaramanga  
Bucaramanga, Colombia  
olengerke@unab.edu.co

## Computing and Informatics Wanquan Liu

Dept of Computing  
Curtin University of Technology  
Perth WA, Australia  
w.liu@curtin.edu.au

**D. Jude Hemanth**  
Karunya University  
Tamil Nadu, India  
jude\_hemanth@rediffmail.com

**Jacek Stando**  
Technical University of Lodz  
Lodz, Poland  
Jacek.stando@p.lodz.pl

**Linawati**  
Universitas Udayana  
Bali, Indonesia  
linawati@unud.ac.id

**Nidhal Bouaynaya**  
Univ. of Arkansas at Little Rock  
Little Rock, Arkansas, USA  
nxbouaynaya@ualr.edu

**Supavadee Aramvith**  
Chulalongkorn University  
Bangkok, Thailand  
supavadee.a@chula.ac.th

**Yang Han**  
University of Electronic Science and  
Technology of China  
Chengdu, P. R. China  
hanyang\_facts@hotmail.com

## Electronics Engineering

**Mark S. Hooper**  
Analog/mixed signal/RFIC Design  
IEEE Consultants Network of Silicon Viley  
California, USA  
m.hooper@ieee.org

## Power Engineering

**Auzani Jidin**  
Dept of Power Electronics and Drive  
Universiti Teknikal Malaysia Melaka  
Melaka, Malaysia  
auzani@utem.edu.my

**Ahmad Saudi Samosir**  
Universitas Lampung  
Lampung, Indonesia  
saudi@ieee.org

**Deris Stiawan**  
Sriwijaya University  
Palembang, Indonesia  
deris@ieee.org

**Jyoteesh Malhotra**  
Guru Nanak Dev University  
Punjab, India  
jyoteesh@gmail.com

**Lunchakorn Wuttisittikulkij**  
Chulalongkorn University  
Bangkok, Thailand  
Lunchakorn.W@chula.ac.th

**Nik Rumzi Nik Idris**  
Universiti Teknologi Malaysia  
Johor, Malaysia  
nikrumzi@ieee.org

**Surinder Singh**  
Sant Longowal Inst of Eng &  
Tech  
Punjab, India  
surinder\_sodhi@rediffmail.com

**Yin Liu**  
Symantec Research Labs' Core  
Symantec Corporation  
Mountain View, CA, USA  
liuy@cs.rpi.edu

**Youssef Said**  
Ecole Nationale d'Ingenieurs de  
Tunis  
Tunis, Tunisia  
y.said@ttnet.tn

**Bimal K. Bose** (USA)  
**Hamid A. Toliyat** (USA)

Abdul Fadli  
Adhi Susanto

**Journal Manager**  
Kartika Firdausy  
kartika@ee.uad.ac.id

**Neil Bergmann** (Australia)  
**Patricia Melin** (Mexico)

Hermawan  
Muchlas

**Subscription Manager**  
Anton Yudhana  
eyudhana@yahoo.com

The TELKOMNIKA is published by Universitas Ahmad Dahlan and Institute of Advanced Engineering and Science. The journal accredited A by DGHE, Ministry of National Education, Indonesia, in Decree No. 58/DIKTI/Kep/2013. The decree is valid until August 2018.

Responsibility of the contents rests upon the authors and not upon the publisher or editor.

Publisher address:

**Department of Electrical Engineering, Universitas Ahmad Dahlan (UAD)**  
Jalan Prof. Soepomo Janturan, Yogyakarta, Indonesia 55164  
Telp. +62 274 379418, 563515, 511829, 511830, 371120 Fax. +62 274 564604  
Website: <http://www.telkomnika.ee.uad.ac.id>  
e-mail: telkomnika@ee.uad.ac.id, telkomnika@journal.uad.ac.id, thsutikno@ieee.org

## **Table of Contents**

### **Regular Papers**

The Architecture of Indonesian Publication Index: A Major Indonesian Academic Database Imam Much Ibnu Subroto, Tole Sutikno, Deris Stiawan	1
A Review on Favourable Maximum Power Point Tracking Systems in Solar Energy Application Awang Jusoh, Tole Sutikno, Tan Kar Guan, Saad Mekhilef	6
The Analysis and Application on a Fractional-Order Chaotic System Ye Qian, liang Ling Liu	23
Cost and Benefit Analysis of Desulfurization System in Power Plant Zhang Caiqing, Liu Meilong	33
Investigation of Wave Propagation to PV-Solar Panel Due to Lightning Induced Overvoltage Nur Hidayu Abdul Rahim, Zikri Abadi Baharudin, Md Nazri Othman, Zahriladha Zakaria, Mohd Shahril Ahmad Khair, Nur Zawani Saharuddin, Azlinda Ahmad	47
Line Differential Protection Modeling with Composite Current and Voltage Signal Comparison Method Hamzah Eteruddin, Abdullah Asuhaimi Mohd Zin, Belyamin Belyamin	53
Improved Ambiguity-Resolving for Virtual Baseline Hailiang Song, Yongqing Fu, Xue Liu	63
Integrated Vehicle Accident Detection and Location System Md. Syedul Amin, Mamun Bin Ibne Reaz, Salwa Sheikh Nasir	73
Neural Network Adaptive Control for X-Y Position Platform with Uncertainty Ye Xiaoping, Zhang Wenhui, Fang Yamin	79
Hierarchical Bayesian of ARMA Models Using Simulated Annealing Algorithm Suparman, Michel Doisy	87
Water Pump Mechanical Faults Display at Various Frequency Resolutions Linggo Sumarno, Tjendro, Wiwien Widyastuti, R.B. Dwiseno Wihadi	97
Endocardial Border Detection Using Radial Search and Domain Knowledge Yong Chen, DongC Liu	107
New Modelling of Modified Two Dimensional Fisherface Based Feature Extraction Arif Muntasa	115
Emergency Prenatal Telemonitoring System in Wireless Mesh Network Muhammad Haikal Satria, Jasmy bin Yunus, Eko Supriyanto	123
A New Control Curve Method for Image Deformation Hong-an Li, Jie Zhang, Lei Zhang, Baosheng Kang	135



Orthogonal Frequency-Division Multiplexing-Based Cooperative Spectrum Sensing for Cognitive Radio Networks Arief Marwanto, Sharifah Kamilah Syed Yusof, M. Haikal Satria	143
LTE Coverage Network Planning and Comparison with Different Propagation Models Rekawt Sabir Hassan, T. A. Rahman, A. Y. Abdulrahman	153
A Threshold Based Triggering Scheme for Cellular-to-WLAN Handovers Liming Chen, Qing Guo, Zhenyu Na, Kaiyuan Jiang	163
Model and Optimal Solution of Single Link Pricing Scheme Multiservice Network Irmeilyana, Indrawati, Fitri Maya Puspita, Juniwati	173
An Analytical Expression for k-connectivity of Wireless Ad Hoc Networks Nagesh kallollu Narayanaswamy, Satyanarayana D, M.N Giri Prasad	179
Two Text Classifiers in Online Discussion: Support Vector Machine vs Back-Propagation Neural Network Erlyn, Rahmiati, Unang Rio	189
Research on Traffic Identification Based on Multi Layer Perceptron Dingding Zhou, Wei Liu, Wengang Zhou, Shi Dong	201
Plagiarism Detection through Internet using Hybrid Artificial Neural Network and Support Vectors Machine Imam Much Ibnu Subroto, Ali Selamat	209
Reliability Analysis of Components Life Based on Copula Model Han Wen Qin, Zhou Jin Yu	219
Cobb-Douglass Utility Function in Optimizing the Internet Pricing Scheme Model Indrawati, Irmeilyana, Fitri Maya Puspita, Meiza Putri Lestari	227
CAPBLAT: An Innovative Computer-Assisted Assessment for Problem-Based Learning Approach Muhammad Qomaruddin, Azizah Abdul Rahman, Noorminshah A. Iahad	241
Publications Repository Based on OAI-PMH 2.0 Using Google App Engine Hendra, Jimmy	251
Android Based Palmprint Recognition System Gede Ngurah Pasek Pusia Putra, Ketut Gede Darma Putra, Putu Wira Buana	263



## Hierarchical Bayesian of ARMA Models Using Simulated Annealing Algorithm

Suparman<sup>\*1</sup>, Michel Doisy<sup>2</sup>

<sup>1</sup> Department of Mathematical Education, University of Ahmad Dahlan, Jl. Prof. Dr. Soepomo, SH., Yogyakarta, Indonesia

<sup>2</sup> ENSEEIHT/TESA, 2 Rue Camichel, Toulouse, France

<sup>\*</sup>Corresponding author, email: e-mail: suparmancict@yahoo.co.id

### Abstract

When the Autoregressive Moving Average (ARMA) model is fitted with real data, the actual value of the model order and the model parameter are often unknown. The goal of this paper is to find an estimator for the model order and the model parameter based on the data. In this paper, the model order identification and model parameter estimation is given in a hierarchical Bayesian framework. In this framework, the model order and model parameter are assumed to have prior distribution, which summarizes all the information available about the process. All the information about the characteristics of the model order and the model parameter are expressed in the posterior distribution. Probability determination of the model order and the model parameter requires the integration of the posterior distribution resulting. It is an operation which is very difficult to be solved analytically. Here the Simuated Annealing Reversible Jump Markov Chain Monte Carlo (MCMC) algorithm was developed to compute the required integration over the posterior distribution simulation. Methods developed are evaluated in simulation studies in a number of set of synthetic data and real data.

**Keywords:** Simulated Annealing, ARMA model, order identification, parameter estimation

### 1. Introduction

Suppose  $x_1, x_2, \dots, x_n$  is a time series data. Time series  $x_1, x_2, \dots, x_n$  is said to be an ARMA( $p, q$ ) model, if  $x_1, x_2, \dots, x_n$  satisfy following stochastic equation [3] :

$$x_t = z_t + \sum_{j=1}^q \theta_j z_{t-j} - \sum_{i=1}^p \phi_i x_{t-i}, \quad t = 1, 2, \dots, n \quad (1)$$

where  $z_t$  is the random error at the time  $t$ ,  $\phi_i$  ( $i = 1, 2, \dots, p$ ) and  $\theta_j$  ( $j = 1, 2, \dots, q$ ) is the coefficient-coefficient. Here  $z_t$  is assumed to have the normal distribution with mean 0 and variance  $\sigma^2$ . ARMA model  $(x_t)_{t \in \mathbb{Z}}$  is called stationary if and only if the equality of polynomial

$$1 + \sum_{i=1}^p \phi_i^{(p)} b^i = 0$$

must lie outside the unit circle. Next ARMA model  $(x_t)_{t \in \mathbb{Z}}$  is called invertible if and only if the equality of polynomial

$$1 + \sum_{j=1}^q \theta_j^{(q)} b^j = 0$$

must lie outside the unit circle [4].

The order  $(p, q)$  is assumed to be known, parameter estimation of the ARMA model has been examined by several researchers, for example [3], [4] and [12]. In practice when we match the ARMA model to the data, in general order  $(p, q)$  is not known.



While for the order  $(p, q)$  is not known, the order identification and the parameters estimation are done in two stages. The first stage is to estimate the coefficients and error variance with the assumption of order  $(p, q)$  is known. Based on the parameter estimation in the first stage, the second stage is to identify the order  $(p, q)$ . A criterium used to determine order  $(p, q)$  has been proposed by many researchers, among others are the Akaike Information Criteria Criterion (AIC), Bayesian Information Criterion (BIC), and the Final Prediction Error Criterion (FPE).

Based on the data  $x_t$ ,  $t = 1, 2, \dots, n$ , this research proposes a method to estimate the value  $p, q, \phi^{(p)}, \theta^{(q)}$ , and  $\sigma^2$  simultaneously. To do that, we will use a hierarchical Bayesian approach [10], which will be described below.

## 2. Research Method

### 2.1 Hierarchical Bayesian

Let  $s = (x_{p+q+1}, x_{p+q+2}, \dots, x_n)$  be a realization of the ARMA( $p, q$ ) model. If the value  $s_0 = (x_1, x_2, \dots, x_{p+q})$  is known, then the likelihood function of  $s$  can be written approximately as follows :

$$\ell(s|p, q, \phi^{(p)}, \theta^{(q)}, \sigma^2) = \left(\frac{1}{2\pi\sigma^2}\right)^{\frac{n-p}{2}} \exp - \frac{1}{2\sigma^2} \sum_{t=p+q+1}^n g^2(t, p, q, \phi^{(p)}, \theta^{(q)}) \quad (2)$$

where  $g(t, p, q, \phi^{(p)}, \theta^{(q)}) = x_t + \sum_{i=1}^p \phi_i^{(p)} x_{t-i} - \sum_{j=1}^q \theta_j^{(q)} z_{t-j}$  for  $t = p+q+1, p+q+2, \dots, n$  with initial value  $x_1 = x_2 = \dots = x_{p+q} = 0$  [11]. Suppose  $S_p$  and  $I_q$  are respectively stationary region and invertible region. By using the transformation

$$F: \phi^{(p)} = (\phi_1^{(p)}, \phi_2^{(p)}, \dots, \phi_p^{(p)}) \in S_p \mapsto r^{(p)} = (r_1, r_2, \dots, r_p) \in (-1, 1)^p \quad (3)$$

$$G: \theta^{(q)} = (\theta_1^{(q)}, \theta_2^{(q)}, \dots, \theta_q^{(q)}) \in I_q \mapsto \rho^{(q)} = (\rho_1, \rho_2, \dots, \rho_q) \in (-1, 1)^q$$

the ARMA model  $(x_t)_{t \in \mathbb{Z}}$  stationery if and only if  $r^{(p)} = (r_1, r_2, \dots, r_p) \in (-1, 1)^p$  [2] and the ARMA model  $(x_t)_{t \in \mathbb{Z}}$  invertible if and only if  $\rho^{(q)} = (\rho_1, \rho_2, \dots, \rho_q) \in (-1, 1)^q$  [1]. Then the likelihood function can be rewritten as:

$$\ell(s|p, q, r^{(p)}, \rho^{(q)}, \sigma^2) = \left(\frac{1}{2\pi\sigma^2}\right)^{\frac{n-p}{2}} \exp - \frac{1}{2\sigma^2} \sum_{t=p+q+1}^n g^2(t, p, q, F^{-1}(\phi^{(p)}), G^{-1}(\theta^{(q)})) \quad (4)$$

The prior distribution determination for parameters are as follows:

a) Order  $p$  have Binomial distribution with parameters  $\lambda$  :

$$\pi(p|\lambda) = \binom{p_{\max}}{p} \lambda^p (1-\lambda)^{p_{\max}-p}$$

b) Order  $q$  have Binomial distribution with parameters  $\mu$  :



$$\pi(q|\lambda) = \binom{q_{\max}}{q} \mu^q (1-\mu)^{q_{\max}-q}$$

- c) Order  $p$  is known, the coefficient vectors  $r^{(p)}$  have uniform distribution on the interval  $(-1,1)^p$ .
- d) Order  $q$  is known, the coefficient vectors  $\rho^{(q)}$  have uniform distribution on the interval  $(-1,1)^q$ .
- e) Variance  $\sigma^2$  have inverse gamma distribution with parameter  $\frac{\alpha}{2}$  and  $\frac{\beta}{2}$ :

$$\pi(\sigma^2|\alpha, \beta) = \frac{\left(\frac{\beta}{2}\right)^{\frac{\alpha}{2}}}{\Gamma\left(\frac{\alpha}{2}\right)} (\sigma^2)^{-\left(1+\frac{\alpha}{2}\right)} \exp - \frac{\beta}{2\sigma^2}$$

Here, the parameters  $\lambda$  and  $\mu$  are assumed to have uniform distribution on the interval  $(0,1)$ , the value of  $\alpha$  is 2 and the parameters  $\beta$  is assumed have Jeffrey distribution. So the prior distribution for the parameters  $H_1 = (p, q, r^{(p)}, \rho^{(q)}, \sigma^2)$  and  $H_2 = (\lambda, \beta)$  can be expressed as:

$$\pi(H_1, H_2) = \pi(p|\lambda) \pi(r^{(p)}|p) \pi(q|\mu) \pi(\rho^{(q)}|q) \pi(\sigma^2|\alpha, \beta) \pi(\lambda) \pi(\beta) \quad (5)$$

According to Bayes theorems, then the a posteriori distribution for the parameters  $H_1$  and  $H_2$  can be expressed as:

$$\pi(H_1, H_2|s) \propto \ell(s|H_1) \pi(H_1, H_2) \quad (6)$$

A posteriori distribution is a combination of the likelihood function and prior distribution. The prior distribution is determined before the data is taken. The likelihood function is objective while this prior distribution is subjective. In this case, the a posteriori distribution  $\pi(H_1, H_2|s)$  has the form of a very complex, so it can not be solved analytically. To handle this problem, reversible jump MCMC method is proposed.

## 2.2 Reversible Jump MCMC Method

Suppose  $M = (H_1, H_2)$ . In general, the MCMC method is a method of sampling, as how to create a homogeneous Markov chain that meet aperiodic nature and irreducible ([9])  $M_1, M_2, \dots, M_m$  to be considered such as a random variable following the distribution  $\pi(H_1, H_2|s)$ . Thus  $M_1, M_2, \dots, M_m$  it can be used to estimate the parameter  $M$ . To realize this, the Gibbs Hybrid algorithm ([9]) is adopted, which consists of two phases:

1. Simulation of the distribution  $\pi(H_2|H_1, s)$
2. Simulation of the distribution  $\pi(H_1|H_2, s)$

Gibbs algorithm is used to simulate the distribution  $\pi(H_2|H_1, s)$  and the hybrid algorithm, which combine the reversible jump MCMC algorithm [5] and the Gibbs algorithm,



used to simulate the distribution  $\pi(H_1|H_2, s)$ . The reversible jump MCMC algorithm is generally of the Metropolis-Hastings algorithm [6], [8].

### 2.2.1 Simulation of the distribution $\pi(H_2|H_1, s)$

The conditional distribution of  $H_2$  given  $(H_1, s)$ , written  $\pi(H_2|H_1, s)$ , can be expressed as

$$\pi(H_2|H_1, s) \propto \lambda^p (1-\lambda)^{p_{\max}-p} \mu^q (1-\mu)^{q_{\max}-q} \left(\frac{\beta}{2}\right)^{\frac{\alpha}{2}} \exp - \frac{\beta}{2\sigma^2} \frac{1}{\beta}.$$

This distribution is inversion gamma distribution with parameters  $\frac{\alpha}{2}$  and  $\frac{1}{2\sigma^2}$ . So the Gibbs algorithm is used to simulate it.

### 2.2.2 Simulation of the distribution $\pi(H_1|H_2, s)$

If the conditional distribution of  $H_1$  given  $(H_2, s)$ , written  $\pi(H_1|H_2, s)$ , is integrated with respect to  $\sigma^2$ , then we get

$$\pi(p, q, r^{(p)}, \rho^{(q)}|H_2, s) = \int_{\mathbb{R}^+} \pi(H_1|H_2, s) d\sigma^2$$

$$\text{Let } v = \frac{\alpha}{2} + \frac{n - p_{\max}}{2} \text{ and } w = \frac{\beta}{2} + \frac{1}{2} \sum_{t=p_{\max}+1}^n g^2(t, p, q, F^{-1}(r^{(p)})G^{-1}(\rho^{(q)}))$$

and we use

$$\int_{\mathbb{R}^+} (\sigma^2)^{-(1+v)} \exp - \frac{w}{\sigma^2} d\sigma^2 = \frac{\Gamma(v)}{w^v}$$

then we get

$$\pi(p, q, r^{(p)}, \rho^{(q)}|H_2, s) \propto \binom{p_{\max}}{p} \lambda^p (1-\lambda)^{p_{\max}-p} \binom{q_{\max}}{q} \pi^q (1-\pi)^{q_{\max}-q} \left(\frac{1}{2}\right)^{p+q} \frac{\left(\frac{\beta}{2}\right)^{\frac{\alpha}{2}}}{\Gamma\left(\frac{\alpha}{2}\right)} \frac{1}{\beta} \frac{\Gamma(v)}{w^v}$$

On the other hand, we have also

$$\pi(\sigma^2|p, q, r^{(p)}, \rho^{(q)}, H_2, s) \propto (\sigma^2)^{-(v+1)} \exp - \frac{w}{\sigma^2}$$

So that we can express the distribution  $\pi(H_1|H_2, s)$  as a result of multiplication of the distribution  $\pi(p, q, r^{(p)}, \rho^{(q)}|H_2, s)$  and the distribution,  $\pi(\sigma^2|p, q, r^{(p)}, \rho^{(q)}, H_2, s)$ :



$$\pi(H_1|H_2, s) = \pi(p, q, r^{(p)}, \rho^{(q)}|H_2, s) \times \pi(\sigma^2|p, q, r^{(p)}, \rho^{(q)}, H_2, s)$$

Next to simulate the distribution  $\pi(H_1|H_2, s)$ , we use a hybrid algorithm that consists of two phases:

- Phase 1: Simulate the distribution of  $\pi(\sigma^2|p, q, r^{(p)}, \rho^{(q)}, H_2, s)$
- Phase 2: Simulate the distribution  $\pi(p, q, r^{(p)}, \rho^{(q)}|H_2, s)$

The Gibbs algorithm is used to simulate the distribution  $\pi(\sigma^2|p, q, r^{(p)}, \rho^{(q)}, H_2, s)$ . Conversely, the distribution  $\pi(p, q, r^{(p)}, \rho^{(q)}|H_2, s)$  has a complex form. The reversible jump MCMC is used to simulate it.

When the order  $(p, q)$  is determined, we can use the Metropolis Hastings algorithm. Therefore, in the case that this order is not known, Markov chain must jump from the order  $(p, q)$  with parameters  $(r^{(p)}, \rho^{(q)})$  to the order  $(p^*, q^*)$  with the parameter  $(r^{(p^*)}, \rho^{(q^*)})$ . To solve this problem, we use the Reversible Jump MCMC algorithm.

### 2.2.3 Type of jump selection

Suppose  $(p, q)$  represent actual values for the order, we will write:  $\eta_p^{AR}$  the probability to jump from the  $p$  to  $p+1$ ,  $\delta_p^{AR}$  the probability to jump from the  $p$  to  $p-1$ ,  $\zeta_p^{AR}$  the probability to jump from  $p$  to  $p$ ,  $\eta_q^{MA}$  the probability to jump from  $q$  to  $q+1$ ,  $\delta_q^{MA}$  the probability to jump from the  $q$  to  $q-1$  and  $\zeta_q^{MA}$  the probability to jump from  $q$  to  $q$ . For each component, we will choose the uniform distribution on the possible jump. As an example for the AR, this distribution depends on  $p$  and satisfy

$$\eta_p^{AR} + \delta_p^{AR} + \zeta_p^{AR} = 1$$

We set  $\delta_0^{AR} = \zeta_0^{AR} = 0$  and  $\delta_{p_{\max}}^{AR} = 0$  Under this restriction, the probability will be

$$\eta_p^{AR} = c \min\left\{1, \frac{\pi(p+1)}{\pi(p)}\right\} \text{ and } \delta_p^{AR} = c \min\left\{1, \frac{\pi(p)}{\pi(p+1)}\right\}$$

with constant  $c$ , as much as possible so that  $\eta_p^{AR} + \delta_p^{AR} \leq 0.9$  for  $p = 0, 1, \dots, p_{\max}$ . The goal is to have

$$\eta_p^{AR} \pi(p) = \delta_{p+1}^{AR} \pi(p+1)$$

### 2.2.4 Birth / Death of Order

As for the AR example, suppose that  $p$  is the actual value for the order of the ARMA model,  $r^{(p)} = (r_1, r_2, \dots, r_p)$  is the coefficient value. Consider that we want to jump from  $p$  to  $p+1$ . We take the random variable  $u$  according to the triangular distribution with mean 0

$$g(u) = \begin{cases} u+1, & -1 < u < 0 \\ 1-u, & 0 < u < 1 \end{cases}$$



We complete the vector  $r^{(p)}$  random variables with  $u$ . So the new coefficient vector is proposed

$$r^{(p+1)} = (r_1, r_2, \dots, r_p, u)$$

Note that this transformation will change the total value of all. It is clearly seen that the Jacobian of the transformation of value is 1.

Instead, to jump from  $p+1$  to  $p$  is done by removing the last coefficients in  $r^{(p+1)} = (r_1, r_2, \dots, r_p, r_{p+1})$ . So the new coefficient vectors that is proposed become  $r^{(p)} = (r_1, r_2, \dots, r_p)$ . The probability of acceptance / rejection respectively is

$$\alpha_N = \min\{1, r_N\} \text{ and } \alpha_D = \min\{1, r_N^{-1}\}$$

where

$$r_N = \frac{\pi(p+1, q, r^{(p+1)}, \rho^{(q)} | H_2, s)}{\pi(p, q, r^{(p)}, \rho^{(q)} | H_2, s)} \frac{q(p+1, r^{(p+1)}; p, r^{(p)})}{q(p, r^{(p)}; p+1, r^{(p+1)})}$$

We have

$$\begin{cases} q(p+1, r^{(p+1)}; p, r^{(p)}) = \delta_{p+1}^{AR} \\ q(p, r^{(p)}; p+1, r^{(p+1)}) = \eta_p^{AR} g(r_{p+1}) \end{cases}$$

Finally, we get

$$r_N = \frac{w(\beta, p+1, q, r^{(p+1)}, \rho^{(q)})^{-v(\alpha)}}{w(\beta, p, q, r^{(p)}, \rho^{(q)})^{-v(\alpha)}} \frac{p_{\max} - p}{p+1} \frac{\lambda}{1-\lambda} \frac{1}{2} \frac{\eta_{p+1}^{AR}}{\delta_p^{AR}} \frac{1}{g(r_{p+1})}$$

### 2.2.5 Changes in coefficients

Suppose now that the AR part is selected to jump from  $p$  to  $p$  without a order change, but only the coefficient is changed. If  $r^{(p)} = (r_1, r_2, \dots, r_p)$  is the coefficient vector, we modify the coefficient vector. Consider that  $r_1, r_2, \dots, r_p$  is courant point and supposing that  $u_1, u_2, \dots, u_p$  new point, we define the point  $u_i$  in the following way:

$$u_i = \sin(r_i + s)$$

$s$  is taken with the uniform distribution on the interval  $\left[-\frac{\pi}{10}, \frac{\pi}{10}\right]$ . Then  $u_i$  is selected with the distribution

$$f(u_i | r_i) = \frac{5}{\pi \sqrt{1 - u_i^2}}$$

in the interval  $\left[\sin(r_i - \frac{\pi}{10}), \sin(r_i + \frac{\pi}{10})\right]$ .



If  $r^{*(p)} = (r_1^*, r_2^*, \dots, r_{i-1}^*, r_i, r_{i+1}, \dots, r_p)$  and  $\tilde{r}^{*(p)} = (r_1^*, r_2^*, \dots, r_{i-1}^*, u_i, r_{i+1}, \dots, r_p)$ , then the probability acceptance / rejection can be written by

$$\alpha_c = \min\{1, r_c\}$$

Where

$$r_c = \frac{\pi(p, q, r^{*(p)}, \rho^{(q)}, H_2 | s) q(p, r^{*(p)}; p, \tilde{r}^{*(p)})}{\pi(p, q, \tilde{r}^{*(p)}, \rho^{(q)}, H_2 | s) q(p, \tilde{r}^{*(p)}; p, r^{*(p)})}$$

because

$$\frac{q(p, r^{*(p)}; p, \tilde{r}^{*(p)})}{q(p, \tilde{r}^{*(p)}; p, r^{*(p)})} = \left( \frac{1+r_i}{1+u_i} \frac{1-r_i}{1-u_i} \right)^{\frac{1}{2}}$$

So

$$r_c = \frac{w(\beta, p, q, r^{*(p)}, \rho^{(q)})^{-v(\alpha)}}{w(\beta, p, q, \tilde{r}^{*(p)}, \rho^{(q)})^{-v(\alpha)}} \left( \frac{1+r_i}{1+u_i} \frac{1-r_i}{1-u_i} \right)^{\frac{1}{2}}$$

### 2.3 Simulated Annealing Algorithm

Simulated Annealing algorithm [7] is obtained by adding a line in the temperature  $T_1, T_2, \dots, T_m$  at the top of the MCMC method. Next simulated annealing algorithm will produce a Markov chain  $M(T_1), M(T_2), \dots, M(T_m)$  which is no longer homogeneous. With a hypothetical on a certain  $T_1, T_2, \dots, T_m$  [14] will be convergent to maximize the value of a posteriori distribution  $\pi(H_1, H_2 | s)$ .

### 3. Results and Analysis

In As an illustration, we will apply this method to identify the order and estimate the parameter synthesis ARMA data and real ARMA data. Simulation studies are done to confirm that the performance of simulated annealing algorithm is able to work well. While case studies are given to exemplify the application of research in solving problems in everyday life.

For both synthesis ARMA data and real ARMA data, we will use the simulated annealing algorithm to identify order and estimate the parameters of the ARMA model. For this purpose, the simulated annealing algorithm is implemented for 70000 iterations with a value of initial temperature  $T_0 = 10$  and the temperature is derived with the temperature factor 0.995 up to the end temperature  $T_{1400} = 0.01$ . Value of order  $p$  and  $q$  is limited to a maximum of 10. So that  $p_{\max} = q_{\max} = 10$ .

#### 3.1 Synthetic ARMA data

Figure 1 shows a synthetic ARMA data. The data are made according to the equation (1) above, with the number of data  $n = 250$ , order  $p = 2$ , order  $q = 1$ ,  $\phi^{(2)} = (-1.36, 0.7)$ ,  $\theta^{(1)} = (0.7)$ , and  $\sigma^2 = 1$ .



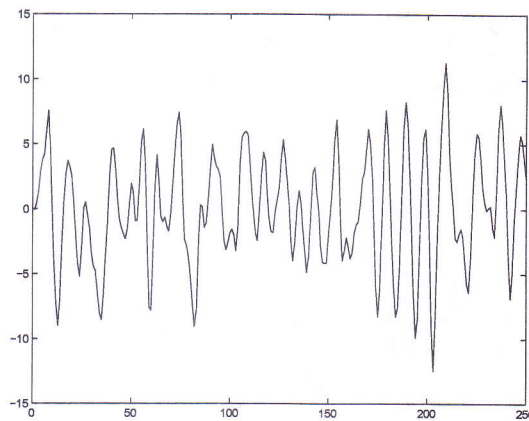


Figure 1. ARMA Synthetic Data

Based on the synthetic data in Figure 1, next order  $p$ ,  $q$  order, ARMA model parameter and variance  $\sigma^2$  are estimated by using the SA algorithm. The order  $p$ ,  $q$  order, ARMA model parameter and variance  $\sigma^2$  produced by the simulated annealing algorithm are  $\hat{p} = 2$ ,  $\hat{q} = 1$ ,  $\hat{\phi}^{(2)} = (0.41, 0.75)$ ,  $\hat{\theta}^{(1)} = (0.72)$  and  $\hat{\sigma}^2 = 1.06$ . When we compare between the actual value and the estimator value, it shows that simulated annealing algorithm can work well.

### 3.2 Real ARMA Data

The real data in Figure 4 below is a passenger service charge (PSC) at the Adisutjipto International Airport in Yogyakarta Indonesia for the period 55 from January 2001 to July 2005.

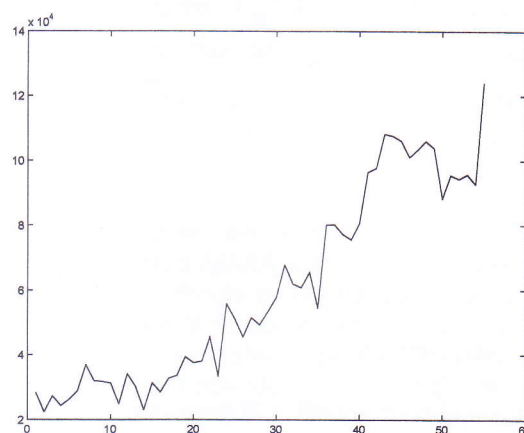


Figure 2. First distinction of PSC data at the Adisutjipto International Airport Yogyakarta.

Clearly visible in Figure 4, the data are not stationary very day. To get stationary data the first distinction is made and the results shown in Figure 3.



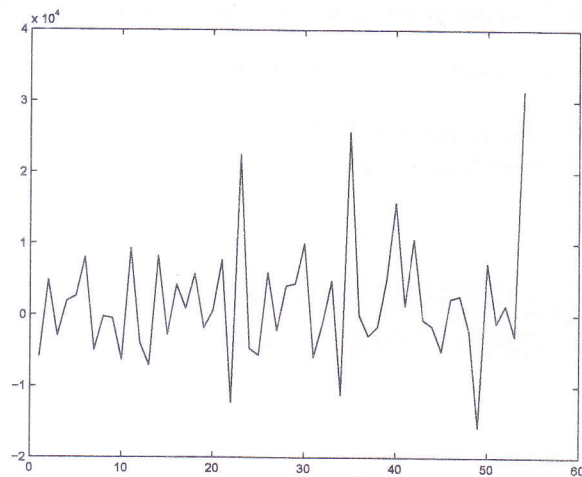


Figure 3. Second distinction of PSC data at the Adisutjipto International Airport.

Based on the data in Figure 3, next order  $p$ ,  $q$  order, ARMA model parameter and variance are estimated by using the simulated annealing algorithm. The results are  $\hat{p} = 1$ ,  $\hat{q} = 0$ ,  $\hat{\phi}^{(1)} = (0.38)$  dan  $\hat{\sigma}^2 = 6.75 \times 10^7$ .

#### 4. Conclusion

The description above is a study of the theory of simulated annealing algorithms and its application in the identification of order  $p$  and  $q$ , coefficient vectors estimation  $\hat{\phi}^{(r)}$  and  $\hat{\theta}^{(q)}$ , and variance estimation  $\hat{\sigma}^2$  from the ARMA model. The results of the simulation show that the simulated annealing algorithm can estimate the parameters well. Simulated annealing algorithm can also be implemented with good results on Synthetic Aperture Radar image segmentation [13].


As the implementation, the simulated annealing algorithm is applied to the PSC data at the Adisutjipto International Airport. Its result is that the PSC data can be modeled with the ARIMA model (1,0). The model can be used to predict the number of PSC at the Adisutjipto International Airport in the future.

#### References

- [1] Barndorff-Nielsen O, and Schou G. On the parametrization of autoregressive models by partial autocorrelation. *J. Multivar. Anal.* 1973; 3: 408-419.
- [2] Bhansali RJ. The inverse partial correlation function of a time series and its applications. *J. Multivar. Anal.* 1983; 13: 310-327.
- [3] Box GEP, Jenkins GM, Reinsel GC. *Time Series Analysis: Forecasting and Control*. New Jersey: Prentice Hall. 2013.
- [4] Brockwell PJ, Davis RA. *Times Series: Theory and Methods*. Springer: New York. 2009.
- [5] Green PJ. Reversible Jump Markov Chain Monte Carlo Computation and Bayesian model determination. *Biometrika*. 1995; 82: 711-732.
- [6] Hastings WK. Monte Carlo sampling methods using Markov chains and their applications. *Biometrika*. 1970; 57: 97-109.
- [7] Kirkpatrick S. Optimization by Simulated Annealing: Quantitative Studies. *Journal of Statistical Physics*. 1984; 16:975-986.
- [8] Metropolis N, Rosenbluth AW, Teller AH, and Teller E. Equations of state calculations by fast computing machines. *Journal Chemical Physics*. 1953; 21: 1087-1091.
- [9] Robert CP. *Méthodes de Monte Carlo par Chaînes de Markov*. Economica. 1996.
- [10] Robert CP. *The Bayesian Choice. A Decision-Theoretic Motivation*. Springer Texts in Statistics. 1994.
- [11] Shaarawy S, Broemeling L. Bayesian inferences and forecasts with moving averages processes. *Commun. Statist. - Theory Meth.* 1984; 13(15): 1871-1888.

- [12] Suparman, Soejoeti Z. Bayesian estimation of ARMA Time Series Models. *WKSJ Journal*. 1999; 2(3): 91-98.
- [13] Suparman. Segmentasi Bayesian Hierarki dalam Citra SAR dengan Menggunakan Algoritma SA. *Jurnal Pakar*. 2005; 6: 227-235.
- [14] Winkler G. *Image Analysis, Random Fields and Dynamic Monte Carlo Methods : A Mathematical Introduction*. New York: Springer Verlag. 2012.





TELKOMNIKA

Vol. 12 No. 1, March 2014

Office Address:  
**TELKOMNIKA Telecommunication Computing Electronics and Control**  
**Kampus III UAD - Jl. Prof. Soepomo Janturan Yogyakarta 55164**

Phone: +62274-563515, 511829, 511830, 379418, 371120, Fax.: +62274-564604

Website: <http://telkomnika.ee.uad.ac.id>, email: [telkomnika@ee.uad.ac.id](mailto:telkomnika@ee.uad.ac.id)

ISSN 1693-6930



9 771693 693107 >