




Contents lists available at ScienceDirect

# International Biodeterioration & Biodegradation

journal homepage: [www.elsevier.com/locate/ibiod](http://www.elsevier.com/locate/ibiod)

Short communication

## Reducing ammonia volatilization during composting of organic waste through addition of hydrothermally treated lignocellulose



Bakhtiyor Nakhshiniev<sup>a,\*</sup>, Chamila Perera<sup>a</sup>, Muhammad Kunta Biddinika<sup>a</sup>,  
Hazel Bantolino Gonzales<sup>b</sup>, Hiroaki Sumida<sup>c</sup>, Kunio Yoshikawa<sup>a</sup>

<sup>a</sup> Department of Environmental Science and Technology, Interdisciplinary Graduate School of Science and Engineering, Tokyo Institute of Technology, 4259 Nagatsuta-cho, Midori-ku, Yokohama, Kanagawa 226-8503, Japan

<sup>b</sup> Innovative Platform for Education and Research, Interdisciplinary Graduate School of Science and Engineering, Tokyo Institute of Technology, 4259 Nagatsuta-cho, Midori-ku, Yokohama, Kanagawa 226-8503, Japan

<sup>c</sup> College of Bioresource Sciences, Department of Chemistry and Life Science, Nihon University, 1866 Kameino, Fujisawa, Kanagawa 252-8510, Japan

### ARTICLE INFO

#### Article history:

Received 26 May 2014  
Received in revised form  
19 August 2014  
Accepted 20 August 2014  
Available online

#### Keywords:

Composting  
NH<sub>3</sub> volatilization  
Lignocellulose  
Hydrothermal treatment

### ABSTRACT

Composting of organic wastes rich in nitrogen suffers from the loss of certain amount of nitrogen into atmosphere, notably through ammonia (NH<sub>3</sub>) volatilization. In this study, the addition of hydrothermally treated lignocellulose (180 °C, 1.0 MPa, 30 min) to composting mixture as a new strategy for reducing NH<sub>3</sub> volatilization during the bench-scale composting experiment was tested. The results show that the addition of hydrothermally treated lignocellulose is very effective in reducing NH<sub>3</sub> volatilization during composting process. The effect was mainly due to the presence of high amount of simple sugars in treated lignocellulose, which promoted microbial activity to immobilize more inorganic nitrogen during intensive decomposition of organic nitrogenous compounds. As a result, NH<sub>3</sub> volatilization reduced from 9.61% in Control to 3.37% in Treated composting mixture. The difference in NH<sub>3</sub> volatilization was also reflected by significant difference ( $p < 0.05$ ) in C/N ratio of the final compost products: with 23.89 in Control and 19.47 in Treated compost.

© 2014 Elsevier Ltd. All rights reserved.

### Introduction

Composting is a simple and low-cost method to convert the organic wastes into safer and usable end product. If properly accomplished, composting stabilizes organic waste, kills pathogens and weeds, suppresses unpleasant odor, reduces the volume of the waste and turns it into a nutrient-rich product that can be used as organic fertilizer for plant growth. However, composting of organic wastes rich in nitrogen suffers from the loss of certain amount of nitrogen into atmosphere, notably through ammonia (NH<sub>3</sub>) volatilization. The process is the result of activity of microorganisms on organic nitrogenous compounds that are faster in decomposition compared to organic carbon compounds (Bernal et al., 1993; Beline et al., 1998). Substantial loss of nitrogen through NH<sub>3</sub> volatilization, sometimes as high as 40–80% of the initial mass of nitrogen, has been reported previously in the literature (Kirchmann and Witter,

1989; Martins and Dewes, 1992; Kithome et al., 1999; Lee et al., 2009). The consequence of such massive NH<sub>3</sub> volatilization is not only the increase of air pollution but also the decrease of agronomic value of end product.

Several practices such as optimization of initial C/N ratio (Jiang et al., 2011), process temperature (Pagans et al., 2006; Eklind et al., 2007), pH (Nakasaki et al., 1993), aeration (DeGuardia et al., 2008) and moisture regime (Bueno et al., 2008; Jiang et al., 2011) have been found to influence the degree of NH<sub>3</sub> volatilization from compost. However, optimization of these parameters under the practical composting conditions is not always an easy task and moreover, does not always appear to be effective. Notable reductions of NH<sub>3</sub> volatilization and subsequent retention of nitrogen in the final compost product have been achieved after the addition of various mineral absorbents and acidifying agents to the compost (Bernal et al., 1993; Termeer and Warman, 1993; Mahimairaja et al., 1994; Prochnow et al., 1995; Kithome et al., 1999; Boucher et al., 1999; Jeong and Kim, 2001; Zhang and Lau, 2007; Alipour and Torkashvand, 2009). Unfortunately, mineral absorbents are not commonly available and application of acidifiers requires special

\* Corresponding author. Tel.: +81 45 924 5507; fax: +81 45 924 5518.

E-mail addresses: [bakhtiyor\\_nr@yahoo.com](mailto:bakhtiyor_nr@yahoo.com), [bakhtiyor.n.aa@m.titech.ac.jp](mailto:bakhtiyor.n.aa@m.titech.ac.jp) (B. Nakhshiniev).

precaution to avoid overdosing, which may conversely slow down the activity of the microorganisms and/or cause salinity problem (Zhang and Lau, 2007; Lee et al., 2009; Wang et al., 2013).

The simplest technique that could be used to suppress  $\text{NH}_3$  volatilization effectively is to add simple sugars, e.g., the forms of carbon that is necessary for immediate immobilization of nitrogen and subsequent suppression of  $\text{NH}_3$  volatilization (Reinertsen et al., 1984). Notable reduction in  $\text{NH}_3$  volatilization was shown when the fresh hog manure was supplemented with glucose (Subair, 1995). Molasses, rich normally in sucrose, was applied to compost mixture and  $\text{NH}_3$  volatilization was remarkably suppressed, which was caused by immobilization (Liang et al., 2006). In the experiments of Li et al. (2013a,b), the addition of sucrose and glucose to sewage sludge, straw and sawdust mixtures led to more than 55% reduction of  $\text{NH}_3$  emissions. However, in order to reduce  $\text{NH}_3$  volatilization effectively, large amount of expensive sugars must be added (Li et al., 2013a) and recently, application of molasses is becoming uneconomical due to its growing demand from the bio-ethanol production industries.

Previously, a novel hydrothermal treatment technology with mild reaction conditions ( $160\text{ }^\circ\text{C} < T < 220\text{ }^\circ\text{C}$ ,  $0.6\text{ MPa} < P < 2.4\text{ MPa}$ , 30 min) was investigated as a treatment step in enhancing biodegradability of lignocellulosic residues for organic fertilizer production (Nakhshinieva et al., 2012). Specifically, hydrothermal treatment was performed to disrupt hemicellulose–lignin association and improve susceptibility of cellulose fibers to microbial attack. According to the results, treatment temperature of  $180\text{ }^\circ\text{C}$  was the most favorable for accelerating aerobic degradation of lignocellulose, and that this improved biodegradability was mainly attributed to the effect of treatment on solubilization of the major portion of hemicellulose polysaccharides into simple sugars. Thus, it was hypothesized that the addition of hydrothermally treated lignocellulose as a carbon amendment might reduce  $\text{NH}_3$  volatilization during composting process.

## Material and methods

### Material

In this research, freshly harvested green kudzu plant (*Pueraria montanavarlobata*) and bamboo tree (*Phyllostachys pubescens*) residues were used as the model composting ingredients. The green kudzu was used as a high-nitrogen material while bamboo was used as a lignocellulose carbon amendment. After the harvest, the residues were chopped into chips (2–3 cm) and oven-dried ( $55\text{ }^\circ\text{C}$ ) to constant weight. The oven-dried residues were then, grounded, sieved ( $<0.25\text{ mm}$ ) and preserved for the next experimental procedures. The physicochemical properties of the materials are summarized in Table 1.

**Table 1**  
Physicochemical properties of composting ingredients used in the present research.

Parameters (dry base)	Green kudzu	Raw bamboo	Treated bamboo
Simple sugars <sup>a</sup> , %	10.61 (0.18)	1.36 (0.09)	15.70 (0.29)
Hemicellulose, %	18.42 (1.55)	30.83 (0.21)	7.48 (1.47)
Cellulose, %	26.15 (0.73)	38.01 (0.97)	39.22 (1.91)
Lignin, %	16.17 (0.82)	19.15 (0.76)	32.74 (0.44)
OM, %	91.93 (0.12)	98.30 (0.03)	97.02 (0.39)
Total C, %	44.61 (0.04)	47.50 (0.04)	51.30 (0.03)
Total N, %	3.74 (0.01)	0.41 (0.03)	0.44 (0.01)
C:N ratio	11.93	116.59	115.85

A (B), where A = mean and (B = standard deviation) with  $n = 3$ .

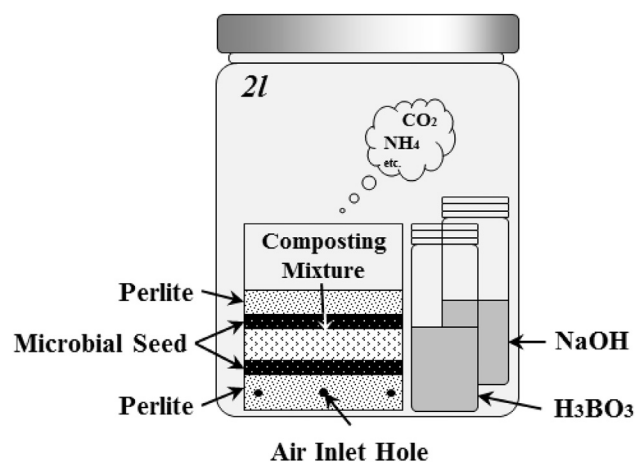
<sup>a</sup> As a glucose and xylose equivalent.

### Hydrothermal treatment of bamboo

Hydrothermal treatment of bamboo was conducted in a 0.5 l batch-type hydrothermal reactor (MMJ-500, Japan) equipped with automated stirrer, pressure sensor and temperature controller. The schematic diagram of the experimental set-up was reported previously (Nakhshinieva et al., 2012). The amount of grounded residue and water mixture loaded into the reactor was about 60 g, corresponding to 1:3 mixing ratio. The reactor was then heated to  $180\text{ }^\circ\text{C}$  (1.0 MPa) at an average heating rate of  $7.2\text{ }^\circ\text{C}/\text{min}$  and a constant stirring speed of 200 rpm. In order to prevent combustion during heating, the air inside the reactor was initially evacuated with a stream of argon gas. After reaching the pre-set temperature, the mixture was further held in the reactor for 30 min. Once the holding time was complete, the reactor was decompressed and the treated bamboo residue was promptly taken out. The effect of hydrothermal treatment on the chemical properties of bamboo is incorporated in Table 1.

### Composting system

The bench-scale composting systems were employed in this research. As shown in Fig. 1, composting was carried out in 250 ml perforated polystyrene vessels in which two layers of 1.5 g (dry weight) microbial seeds with 3.0 g (dry weight) starting composting mixture in the middle, were sandwiched between the two porous stratum of 5 g perlite (wetted with 15 mg pure water). The microbial seed was derived from the commercial compost (Wakayama Organic Productive Union, Japan). Prior to use, it was sieved (passed through 2 mm and retained on 1 mm mesh screen) and pre-incubated ( $27\text{--}60\text{ }^\circ\text{C}$ ) for five days with frequent mixing. This was done to guarantee reproducibility of gaseous emissions from the compost seed, since limited  $\text{NH}_3$  and  $\text{CO}_2$  productions were expected from the mixtures. The composting mixtures were prepared by adding either hydrothermally treated or raw bamboo residue to green kudzu with a mixing ratio that would produce a C/N ratio close to 25. Thus, the green kudzu and treated bamboo were mixed with 1.36:1.65 ratio and labeled “Treated” mixture, and the green kudzu and raw bamboo were mixed with 1.30:1.70 ratio and labeled “Control” mixture. The moisture content in both mixtures was adjusted to 65%, by adding distilled water. The other properties of the mixtures are shown in Table 2. The vessels were then sealed in 2-l jars and incubated to undergo composting process, including blank vessels that contained only perlite and microbial seeds. The temperature inside the incubation was room temperature during



**Fig. 1.** Biometer jar for simulating aerobic composting.

**Table 2**  
Starting composition of Treated and Control mixtures.

Parameters	Treated mixture	Control mixture
Mixing ratio <sup>a</sup>	1.36:1.65	1.30:1.70
Simple sugars <sup>b</sup> , %	13.39	5.38
Hemicellulose <sup>b</sup> , %	12.45	25.43
Cellulose <sup>b</sup> , %	33.28	32.85
Lignin <sup>b</sup> , %	25.21	17.85
Moisture content, %	65.00%	65.00%
pH	5.36 (0.05)	5.97 (0.04)
OM, %	95.11 (0.20)	95.17 (0.32)
Total C, %	47.29 (0.04)	45.16 (0.03)
Total N, %	1.82 (0.01)	1.71 (0.01)
C:N ratio	25.91	26.44

A (B), where A = mean and (B = standard deviation) with  $n = 3$ .

<sup>a</sup> Dry base.

<sup>b</sup> Values are estimated based on respective mixing ratios and the data in Table 1.

the first day before it was raised gradually to a set point of 60 °C during the next 3 days. Then, temperature of 60 °C was kept until the end of experiment. The perlite was used to ensure an aerobic condition in the vessels, as well as to prevent possible over-drying during incubation. In order to trap the NH<sub>3</sub> gas volatilized during composting, each jar was mounted with a glass vial containing 20 ml of (4% w/v) boric acid solution and a few drops of bromocresol green-methyl red ethanol indicator. A vial containing 20 ml solution of 2 N sodium hydroxide was also placed for trapping evolved CO<sub>2</sub>. The traps were substituted at prefixed times, as indicated by the markers in the graphs. Six replicates were initially set-out for each composting mixture and three for the blank. Over the course of incubation, three vessels were withdrawn randomly from Treated and Control sets (on days 2, 6 and 10), and after careful brushing away the perlites and microbial seeds composted mixtures were subjected to pH analysis.

### Analyses

The total carbon and nitrogen, before and after incubation, were determined using automatic high sensitive NC-analyzer (Sumigraph NC-220F, SCAS, Japan) based on 200 mg oven-dried samples. The pH was analyzed in 1:10 (w/v) composting mixture and distilled water solution following a 30-min shaking. Organic matter was determined by combustion of 3 g oven-dried sample at 550 °C for 2 h in a muffle furnace. The simple sugars (as glucose and xylose equivalent) in bamboo residue before and after hydrothermal treatment were estimated according to the method proposed by Yemm and Willis (1954). The hemicellulose, cellulose and lignin were determined following the procedures reported by Allen (1989). The amount of NH<sub>3</sub> gas trapped in boric acid solution was determined by back titration using 0.0025 M H<sub>2</sub>SO<sub>4</sub> solution. The CO<sub>2</sub> collected in sodium hydroxide solution was measured by back titration with 1 N HCl to a phenolphthalein endpoint after adding excess BaCl<sub>2</sub>. All results were corrected for gaseous emissions from microbial seeds i.e. blank. The statistical analysis of data was performed using the Data Analysis ToolPack of the Excel (Microsoft Office 2010). A *t*-Test (assuming the two-tail and 95% confidence level) was used for testing significant differences of the results obtained.

## Results and discussions

### The pH evolution

Initially, the pH values in both composting mixtures were acidic, 5.41 and 5.97 in the Treated and Control mixtures, respectively. The slight difference in pH values was due to the presence of organic acids formed normally during hydrothermal treatment of bamboo

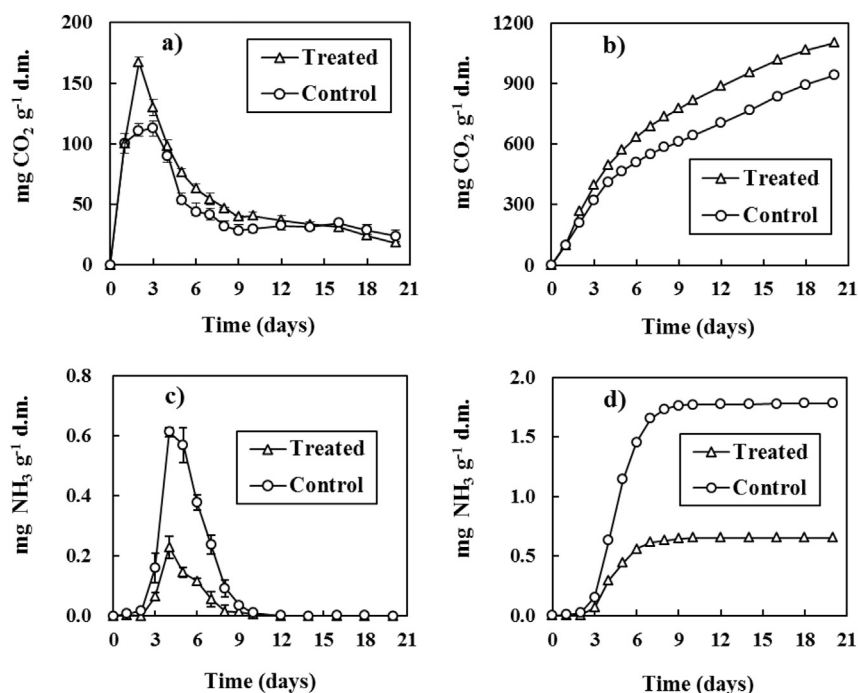
residue. Nevertheless, the pH in both composts increased rapidly and alkaline values ranging between 8.30 and 8.40 were detected after two days of incubation. This could be due to the rapid decomposition and subsequent release of ammonia from the nitrogenous compounds in green kudzu. The high pH values were observed until the day 10. Then, the pH in both mixtures decreased and became nearly neutral (7.29–7.51) by the end of experiment.

### CO<sub>2</sub> production

Monitoring the dynamic of CO<sub>2</sub> production during composting process is useful because it directly reflects the availability of organic carbon compounds for microorganisms, which is important for immobilization of inorganic nitrogen and subsequent reduction of NH<sub>3</sub> volatilization (Reinertsen et al., 1984; Li et al., 2013a,b). The patterns of CO<sub>2</sub> production during composting of Treated and Control mixtures are shown in Fig. 2a,b. As summarized in Table 2, the initial amount of simple sugars i.e. readily-available source of carbon in Treated mixture was higher than in Control mixture due to the effect of hydrothermal treatment on bamboo residue. Previous studies have shown that the flush of CO<sub>2</sub> at the early stage of decomposition is attributed to rapid catabolism of readily-available carbon compounds (Knapp et al., 1983). A relatively higher initial microbial activity, characterized by significantly higher ( $p < 0.05$ ) CO<sub>2</sub> production rate on the second day of incubation, was observed for Treated mixture (Fig. 2a). In fact, the higher microbial activity in Treated mixture was also apparent visually: the white colored microorganisms in Treated mixture appeared earlier and was more intense than in Control mixture (unpublished results). The white microorganisms appeared were expected to be actinomycetes because according to the producer's claim, the compost that was used as microbial seeds in this research contained approximately 21 million of actinomycetes per gram of compost. A similar phenomenon was observed by Matsumura et al. (2010) during composting of rabbit food supplemented with lard. This was not hard to expect because rabbit food and green kudzu are very similar in composition. More so, the higher CO<sub>2</sub> production rate in Treated mixture continued until the twelfth day of incubation. These results seem to indicate that after all the readily-available carbon were utilized intermediately-available carbon sources such as cellulose became shortly available and continued supporting the activity of microorganisms at the later stage of composting. According to Fig. 2b, the cumulative CO<sub>2</sub> production in Treated mixture was 1101.77 mg g<sup>-1</sup> d.m. compared to 941.53 mg g<sup>-1</sup> d.m. in Control mixture, which correspond to 63.12% and 56.95% of the total mass of organic carbon presented in the mixtures, respectively.

### NH<sub>3</sub> volatilization

The behaviors of NH<sub>3</sub> volatilization during composting of Treated and Control mixtures showed similarity in pattern but as expected, remarkable difference in size (Fig. 2c,d). Specifically, with the increase of process temperature, and when the pH values were >8, NH<sub>3</sub> volatilization rates in both mixtures increased sharply and reached a peak at day 4 (Fig. 2c). Then, NH<sub>3</sub> volatilization rates started to decrease and nearly no more losses were observed from day 9 onwards. In both cases, the peak of NH<sub>3</sub> volatilization rates coincided with the highest value of process temperature (60 °C). High temperature and pH, in fact, have been identified as the two main factors influencing NH<sub>3</sub> volatilization during composting of a given organic waste (Pagans et al., 2006), because solubility of NH<sub>3</sub> at such elevated condition is greatly reduced within the substrate. For example, in the experiment of Sikora (1999), NH<sub>3</sub> solubility decreased by 30% when temperature increased from 40 to 55 °C at high pH, causing an increase of NH<sub>3</sub> concentration in the exhaust



**Fig. 2.** Changes of CO<sub>2</sub> production (a), cumulative CO<sub>2</sub> production (b), NH<sub>3</sub> volatilization rate (c) and cumulative NH<sub>3</sub> volatilization (d) during composting process of treated and control mixtures (horizontal bars indicate 95% confidence intervals with  $n = 3-6$ ).

gas of the composting process. In this experiment as well, NH<sub>3</sub> volatilization rates increased notably when temperature was increased from 37 to 60 °C during days 2–4. However, NH<sub>3</sub> volatilization rate in Treated mixture showed significantly lower ( $p < 0.05$ ) peak value ( $0.230 \text{ mg g}^{-1} \text{ d.m. d}^{-1}$ ) compared to that in Control mixture ( $0.613 \text{ mg g}^{-1} \text{ d.m. d}^{-1}$ ), although the pH value in the mixtures did not differ considerably. These results suggest that the high amount of simple sugars initially present in Treated mixture promoted microbial activity to immobilize more inorganic nitrogen during the intensive stage of organic nitrogen decomposition, which in turn reduced the peak of NH<sub>3</sub> volatilization. Li et al. (2013b) emphasized that immobilization of inorganic nitrogen may end (and thus NH<sub>3</sub> volatilization rate may increase) when the carbon sources are depleted. Nevertheless, after the initial peak on day 4, the plot of NH<sub>3</sub> volatilization in Treated mixture showed immediate decrease, suggesting that the release of intermediately-available carbon sources supported microorganisms to continue immobilization of inorganic nitrogen in the later stage of process. According to Fig. 2d, cumulative NH<sub>3</sub> volatilization during 20 days of incubation in Treated mixture was  $0.653 \text{ mg g}^{-1} \text{ d.m.}$ , while in Control mixture it reached  $1.781 \text{ mg g}^{-1} \text{ d.m.}$ , which corresponds to 3.37% and 9.61% of the total mass of nitrogen contained in each gram of Treated and Control mixtures, respectively. The large difference in NH<sub>3</sub> volatilization was also reflected by the significant difference ( $p < 0.05$ ) in C/N ratio of final products in the mixtures. As elemental analysis showed, the C/N ratio after 20 days of incubation in Treated mixture was 19.47 compared to 23.89 in Control mixture. This again confirms the effectiveness of the addition of hydrothermally treated lignocellulose in reducing NH<sub>3</sub> volatilization during composting process.

#### Feasibility for practical use

It is well known that the high rate of NH<sub>3</sub> volatilization during composting process can reduce the quality of the final product as an organic fertilizer. Various strategies have been proposed by other

researchers to minimize NH<sub>3</sub> volatilization during the composting of organic wastes. The results of this bench-scale research showed that addition of hydrothermally treated lignocellulose reduced NH<sub>3</sub> volatilization by about 3 times. The hydrothermal treatment in general, is a process that uses high temperature and high pressure steam to upgrade various types of biomass waste into fuels and/or various value-added products (Jing, 2014). The technology has recently been gaining popularity because the operation is simple and flexible and furthermore, expensive reactor systems are not necessary since no corrosive catalysts are used. Nevertheless, the hydrothermal treatment system requires energy source for generating steam to be applied to the reactor during the treatment process. It is therefore, important to discuss the cost of hydrothermal treatment of lignocellulose for NH<sub>3</sub> volatilization reduction during composting of organic wastes. According to Rynk (1992), the average C/N ratio of the most common livestock manures such as swine, turkey and cattle is 14, 16 and 19, respectively. Assuming a C/N ratio of 25–30 for starting composting mixture, the amount of lignocellulose necessary (for example, in form of rice straw with C/N ratio of 112) to be added to 1 Mt of turkey, cattle and swine manure would be approximately 1.0–1.5 Mt, 0.7–1.1 Mt and 0.4–0.8 Mt, respectively. The large-scale hydrothermal treatment system (with 5 m<sup>3</sup> inner volume) developed in Yoshikawa laboratory of Tokyo Institute of Technology, for example, requires approximately 0.5 Mt of steam or 44 l of diesel fuel (with heating value of ~35 MJ/kg) to treat 1 Mt of biomass at 180 °C, 30 min. In Japan, the current price of diesel fuel is about 134 JPY per liter ( $\approx 1.31 \text{ US\$}$ ). Thus, the cost of hydrothermal treatment of lignocellulose for 1 Mt of swine, turkey and cattle manures (dry base) is approximately 5896–8844 JPY, 4127–6485 JPY and 2358–4716 JPY, respectively. Although the hydrothermal treatment of lignocellulose adds an extra cost to the low value-added product, compost, it may still be advantageous over the other proposed methods such as addition of chemical absorbents. Because, unlike the chemical additives, the lignocellulosic residues are widely available in nature, and in many cases are already being used on-site. The cost of the

hydrothermal treatment of lignocellulose could also be comparable to that of molasses addition, if the initial cost of the facility is not considered. For example, Liang et al. (2006) added 1.5 kg of molasses and 9.5 kg wheat straw to 4.5 kg dairy manure (dry base) and the nitrogen loss during composting was reduced by 2 times (from 24.6% to 12.1%). Currently raw molasses is being exported at an average f.o.b. price of 140–200 US\$ or 14,329–20,929 JPY per 1 Mt (UM Trading, 2014). Thus, to achieve the same level of nitrogen loss reduction, the cost of molasses application for 1 Mt of dairy manure composting would approximately be 4771–6969 JPY, which is a similar to the cost of hydrothermal treatment of lignocellulose i.e. wheat straw. In addition, hydrothermal treatment or addition of lignocellulose to compost mixture will positively affect the stability of compost that is important for shortening the composting time.

## Conclusions

A new strategy for reducing NH<sub>3</sub> volatilization during composting of organic waste rich in nitrogen was tested. The addition of hydrothermally treated lignocellulose (180 °C, 1.0 MPa, 30 min) to composting mixture was very effective in reducing NH<sub>3</sub> volatilization during the bench-scale composting experiment. The effect was mainly due to the presence of high amount of simple sugars in treated lignocellulose, which promoted microbial activity to immobilize more inorganic nitrogen during intensive decomposition of nitrogenous compounds. As a result, NH<sub>3</sub> volatilization reduced from 9.61% in Control to 3.37% in Treated mixture. The difference in NH<sub>3</sub> volatilization was also reflected by the significant difference ( $p < 0.05$ ) in C/N ratio of the final compost products. The addition of hydrothermally treated lignocellulose also enhanced the overall biodegradation rate of organic matter in the composting mixture.

## References

- Alipour, H.R., Torkashvand, A.M., 2009. Compost quality management by adding sulfuric acid and alkaline wastewater of paper mill as two amendments. *World Acad. Sci. Eng. Technol.* 3, 294–297, 2009-07-28.
- Allen, S.E., 1989. Organic constituents. In: Allen, S.E. (Ed.), *Chemical Analysis of Ecological Materials*. Blackwell Scientific Publications, Oxford, pp. 46–61.
- Beline, F., Martinez, J., Marol, C., Guiraud, G., 1998. Nitrogen transformations during anaerobically stored <sup>15</sup>N-labeled pig slurry. *Bioresour. Technol.* 64, 83–88.
- Bernal, M.P., Lopez-Real, J.M., Scott, K.M., 1993. Application of natural zeolites for the reduction of ammonia emission during the composting of organic wastes in a laboratory composting simulator. *Bioresour. Technol.* 43, 35–39.
- Boucher, V.D., Revel, J.C., Guirese, M., Kaemmerer, M., Bailly, J.R., 1999. Reducing ammonia losses by adding FeCl<sub>3</sub> during composting of sewage sludge. *Water Air Soil Pollut.* 112, 229–239.
- Bueno, P., Tapias, R., Lopez, F., Diaz, M.J., 2008. Optimizing composting parameters for nitrogen conservation in composting. *Bioresour. Technol.* 99, 5069–5077.
- DeGuardia, A., Petiot, C., Rogeau, D., Druilhe, C., 2008. Influence of aeration rate on nitrogen dynamics during composting. *Waste Manag.* 28, 575–587.
- Eklind, Y., Sundberg, C., Smars, S., Steger, K., Sundh, I., Kirchmann, H., Jonsson, H., 2007. Carbon turnover and ammonia emissions during composting of biowaste at different temperatures. *J. Environ. Qual.* 36, 1512–1520.
- Jeong, K.-Y., Kim, J.-S., 2001. A new method for conservation of nitrogen in aerobic composting process. *Bioresour. Technol.* 79, 129–133.
- Jiang, T., Schuchardt, F., Li, G.X., Guo, R., Zhao, Y.Q., 2011. Effect of C/N ratio, aeration rate and moisture content on ammonia and greenhouse gas emission during the composting. *J. Environ. Sci.* 23, 1754–1760.
- Jing, F. (Ed.), 2014. *Application of Hydrothermal Reactions to Biomass Conversion*. Green Chemistry and Sustainable Technology Series. Springer, Heidelberg New York Dordrecht London. <http://dx.doi.org/10.1007/978-3-642-54458-3>.
- Kirchmann, H., Witter, E., 1989. Ammonia volatilization during aerobic and anaerobic manure decomposition. *Plant Soil* 115, 35–41.
- Kithome, M., Paul, J.W., Bomke, A.A., 1999. Reducing nitrogen losses during simulated composting of poultry manure using adsorbents or chemical amendments. *J. Environ. Qual.* 28, 194–201.
- Knapp, E.B., Elliott, L.F., Campbell, G.S., 1983. Carbon, nitrogen and microbial biomass interrelationships during the decomposition of wheat straw: a mechanistic simulation model. *Soil Biol. Biochem.* 15, 455–461.
- Lee, J.E., Rahman, M.M., Ra, C.S., 2009. Dose effects of Mg and PO<sub>4</sub> sources on the composting of swine manure. *J. Hazard. Mater.* 169, 801–807.
- Li, Y., Li, W., Wu, C., Wang, K., 2013a. New insights into the interactions between carbon dioxide and ammonia emissions during sewage sludge composting. *Bioresour. Technol.* 136, 385–393.
- Li, Y., Li, W., Liu, B., Wang, K., Su, C., Wu, C., 2013b. Ammonia emissions and biodegradation of organic carbon during sewage sludge composting with different extra carbon sources. *Int. Biodeterior. Biodegrad.* 85, 624–630.
- Liang, Y., Leonard, J.J., Feddes, J.J.R., McGill, W.B., 2006. Influence of carbon and buffer amendment on ammonia volatilization in composting. *Bioresour. Technol.* 97, 748–761.
- Mahimairaja, S., Bolan, N.S., Hedley, M.J., Macgregor, A.N., 1994. Losses and transformation of nitrogen during composting of poultry manure with different amendments: an incubation experiment. *Bioresour. Technol.* 47, 265–273.
- Martins, O., Dewes, T., 1992. Loss of nitrogenous compounds during composting of animal wastes. *Bioresour. Technol.* 42, 103–111.
- Matsumura, H., Sasaki, M., Kato, S., Nakasaki, K., 2010. Unusual effects of triacylglycerol on the reduction of ammonia gas emission during thermophilic composting. *Bioresour. Technol.* 101, 2300–2305.
- Nakasaka, K., Yaguchi, H., Sasaki, Y., Kubota, H., 1993. Effect of pH controlling on composting of garbage. *Waste Manag. Res.* 11, 117–125.
- Nakhshiniev, B., Gonzales, H.B., Yoshikawa, K., 2012. Hydrothermal treatment of date palm lignocellulose residue for organic fertilizer conversion: effect on cell wall and aerobic degradation rate. *Compost Sci. Util.* 20, 245–253.
- Pagans, E., Barrena, R., Font, X., Sanchez, A., 2006. Ammonia emissions from the composting of different organic wastes. Dependency on process temperature. *Chemosphere* 62, 1534–1542.
- Prochnow, L.I., Kiehl, J.C., Pismel, F.S., Corrente, J.E., 1995. Controlling ammonia losses during manure composting with the addition of phosphogypsum and simple superphosphate. *Sci. Agric.* 52, 346–349.
- Reinertsen, S.A., Elliot, L.F., Cochran, V.L., Campbell, G.S., 1984. Role of available carbon and nitrogen in determining the rate of wheat straw decomposition. *Soil Biol. Biochem.* 16, 459–464.
- Rynk, R., 1992. *On-Farm Composting Handbook: Raw Material Characteristics*. NRAES-54, pp. 106–113. Online at: <http://compost.css.cornell.edu/OnFarmHandbook/apa.tab1.html> (accessed 23.05.14).
- Sikora, L.J., 1999. MSW compost reduces nitrogen volatilization during dairy manure composting. *Compost Sci. Util.* 7, 34–41.
- Subair, S., 1995. *Reducing Ammonia Volatilization from Liquid Hog Manure by Using Organic Amendments* (M.Sc. thesis). McGill University, Montreal, Canada.
- Termeer, W.C., Warman, R.R., 1993. Use of mineral amendments to reduce ammonia losses from dairy-cattle and chicken-manure slurries. *Bioresour. Technol.* 44, 217–222.
- UM Trading, 2014. *United molasses trading*. Trading Newslett. May 2014, 2–4. Online at: [http://www.umgroup.com/images/Trading-template\\_May14.pdf](http://www.umgroup.com/images/Trading-template_May14.pdf) (accessed 23.05.14).
- Wang, X., Selvam, A., Chan, M., Wong, J.W.C., 2013. Nitrogen conservation and acidity control during food wastes composting through struvite formation. *Bioresour. Technol.* 147, 17–22.
- Yemm, E.V., Willis, A.J., 1954. The estimation of carbohydrates in plant extracts by anthrone. *Biochem. J.* 57, 508–514.
- Zhang, W., Lau, A., 2007. Reducing ammonia emission from poultry manure composting via struvite formation. *J. Chem. Technol. Biotechnol.* 82, 598–602.