

Paper 4

Submission date: 17-Jun-2022 03:27PM (UTC-0500)

Submission ID: 1858692450

File name: 5_Development_of_kinetic_model....pdf (2.01M)

Word count: 3983

Character count: 21863

DEVELOPMENT OF KINETIC MODELS FOR BIOGAS PRODUCTION FROM TOFU LIQUID WASTE

Lukhi Mulia Shitophyta*, Anisa Salsabila*, Firanita Anggraini*, Siti Jamilatun*

*Department of Chemical Engineering, Faculty of Industrial Technology, Universitas Ahmad Dahlan,
Yogyakarta, Indonesia, lukhi.mulia@che.uad.ac.id, anisasalsabila40@gmail.com,
firanita1700020024@webmail.uad.ac.id, sitijamilatun@che.uad.ac.id

Email Correspondence : lukhi.mulia@che.uad.ac.id⁹

Received : November 27, 2020

Accepted : May 5, 2021

Published : June 30, 2021

Abstract: Biogas promises bioenergy to be developed as a renewable fuel to reduce the fossil energy crisis. Biogas raw material¹⁰ can be derived from tofu liquid waste. Biogas is processed by anaerobic digestion. This study aimed to develop a simulation of the kinetic model variations of biogas production from tofu liquid waste. The results showed that the ascending limb of the exponential equation had a greater coefficient ($R^2 = 1$) than the ascending limb of the linear equation ($R^2 = 0.9574$). The descending limb of the linear equation had a better coefficient ($R^2 = 0.9574$) than the descending limb of the exponential equation ($R^2 = 0.95$). The Gaussian model had the greatest R^2 of 0.9937. Logistic growth had the greatest coefficient ($R^2 = 0.9951$) compared to modified Gompertz ($R^2 = 0.9817$) and exponential rise to maximum ($R^2 = 0.9852$) in the simulation of cumulative biogas production. The fit model for kinetic biogas production from tofu liquid waste is Gaussian Model.

Keywords: anaerobic digestion, biogas, tofu liquid waste, kinetic model

Abstrak: Biogas merupakan salah satu bioenergi yang menjanjikan untuk dikembangkan dalam mengurangi krisis energi fosil. Bahan baku biogas dapat berasal dari limbah cair tahu yang diolah secara *anaerobic digestion*. Penelitian ini bertujuan untuk mengembangkan variasi model simulasi kinetika produksi biogas dari limbah cair tahu. Hasil penelitian menunjukkan bahwa persamaan eksponensial untuk grafik kenaikan memiliki koefisien yang lebih besar ($R^2 = 1$) dibandingkan grafik kenaikan dengan persamaan linier ($R^2 = 0,9574$). Grafik penurunan pada persamaan linier memiliki nilai koefisien lebih besar ($R^2 = 0,9574$) dibandingkan grafik penurunan pada persamaan eksponensial ($R^2 = 0,95$). Model Gaussian menghasilkan nilai koefisien tertinggi $R^2 = 0,9937$. *Logistic growth* menghasilkan nilai R^2 terbesar (0,9951) dibandingkan modified Gompertz ($R^2 = 0,9817$) dan *exponential rise to maximum* ($R^2 = 0,9852$) pada simulasi produksi biogas kumulatif. Model yang paling cocok untuk kinetika produksi biogas dari limbah cair adalah model Gaussian.

Kata kunci: *anaerobic digestion*, biogas, limbah cair tahu, model kinetika

Recommended APA Citation :

Shitophyta, L. M., Salsabila, A., Anggraini, F., & Jamilatun, S. (2021). Development of Kinetic Models For Biogas Production From Tofu Liquid Waste. *Elkawnie*, 7(1), 107-118. <https://doi.org/10.22373/ekw.v7i1.8296>

Introduction

The use of fossil fuels can harm environmental conditions such as greenhouse gas emissions and carbon gas accumulation that cause the global energy crisis. Renewable energy has been developed to reduce fossil fuel consumption (Winquist et al., 2019). Every year around 220 million tonnes of renewable biomass are produced in the world. It is equivalent to 4500 EJ of solar energy per year. Energy production from biomass will meet the bioenergy market demand of 270 EJ in a year. The bioenergy market potential is estimated to increase by 10-50% in 2050 (Kumar et al., 2018).

Biogas is bioenergy that gains attention increasingly as renewable and sustainable energy technology (Budzianowski, 2016). Biogas technology is cost-effective and potential in organic waste management (Yu et al., 2019). The biogas production process is carried out by anaerobic digestion, a process that breaks down organic materials into biogas (Shitophyta et al., 2020). Anaerobic digestion processes help to reduce greenhouse gas emissions, carbon dioxide, and eutrophication (Kainthola, Kalamdhav, & Goud, 2019b). The anaerobic digestion stage consists of four phases: hydrolysis, acidogenesis, acetogenesis, and methanogenesis ((Kovacs et al., 2018). The digestion is carried out by different microorganisms, such as acidogens and methanogens (Kainthola et al., 2019).

The main composition of biogas is methane (CH_4) and carbon dioxide (CO_2) with other impurities such as hydrogen sulfide (H_2S), ammonia (NH_3) and water vapor (Ge et al., 2016). The combustion of methane produces relatively environmentally friendly gases such as carbon dioxide and water vapor (Liu et al., 2019). Biogas raw materials can be obtained from various kinds of organic wastes, such as tofu waste. Tofu waste is generated from tofu manufacture, and soybeans wash. Tofu liquid waste contains organic compounds in the form of protein, carbohydrates, fats, and oils. If the amount of waste increased and buried for a long time, the waste substances will be difficult to be degraded by microbes. Tofu liquid waste also contains methane and carbon dioxide. The methane content in tofu liquid waste is suitable the raw material of biogas production. (Shitophyta et al., 2019). Several studies on biogas production from tofu liquid waste have been done previously, but no study discusses the kinetics of biogas production from tofu liquid waste. Therefore, this study aimed to develop variations in the kinetics model of biogas production from tofu liquid waste.

Other researchers have offered the previous simulation models of biogas. Still, the models needed simultaneous solutions of mass balance equations for each substrate and microbial population, generating equations with copious unknown factors. Thus a simple model is required to express the anaerobic biogas digestion process (Das & Mondal, 2015). The main goal of this study focuses on the kinetic models of biogas using linear, exponential, and gaussian equations. Linear and exponential equations can illustrate the biogas production rate as the phase of microbial growth by an increasing and a decreasing curve (Kafle &

Chen, 2016). Cumulative biogas production was also simulated in this study using a logistic growth model, an exponential increase to maximum, and a modified Gompertz equation. These three models provide a better correlation coefficient to calculate the cumulative biogas. Besides, Logistic and Gompertz equations give the potential biogas production, maximum biogas production, and production delay time under various conditions based on the cumulative biogas production (Ali et al., 2018). Modified Gompertz also widely signifies the basis structure for biogas kinetic simulation (Oyejide et al., 2018).

Material and Methods

Material

Tofu liquid waste was obtained from a tofu industry in Banguntapan, Yogyakarta, Indonesia. Solution of NaOH 2 N was used to neutralize pH.

Methods

Biogas production was carried out using a batch digester 2 L. Tofu liquid waste (800 mL) was mixed and stirred with water (800 mL) (1: 1 ratio), then put into a digester. The initial pH in the digester was 7 by adding a solution of NaOH 2 N. The experiment was carried out at room temperature. The daily biogas volume was measured by the water-displacement method every 3 days. This measurement method has also been done by Dababat & Shaheen (2019). Biogas production was run until 45 days. The experimental setup of biogas production is presented in Figure 1.

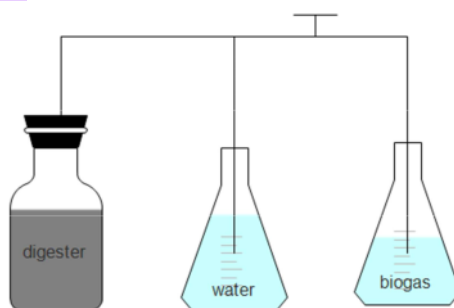


Figure 1. The scheme of biogas production from tofu liquid waste

Kinetic Models of Biogas Production

Linear equation

The kinetic of biogas production using a linear equation model was simulated with the biogas production rate increasing linearly with an increasing time, reaching the peak point and decreasing linearly to zero. The linear equation is stated as follows (Das & Mondal, 2015; Lukhi Mulia Shitophyta, 2020; Okewale et al., 2018)

$$y = a + b(t) \dots \dots \dots (1)$$

¹ Where y is biogas production rate (mL/g VS), t is hydraulic retention time (days), ¹³ a and b are constants obtained from the intercept and slope (mL/g VS/day). In the ascending limb, "b" is positive, while the descending limb, "b" is negative.

Exponential equation

The exponential model was assumed by increasing the biogas production rate exponentially with an increase in time and achieving the peak value, then decreases exponentially until zero value. The exponential equation is expressed as follows (Shitophyta & Maryudi, 2018).

$$y = a + b \exp(c \cdot t) \dots \dots \dots (2)$$

Where y is biogas production rate (mL/g VS), t is hydraulic retention time (days), ⁴ a , b (mL/g VS/day), and c (day⁻¹) are constants. In the ascending limb, "c" is positive, while in the descending limb, "c" is negative.

Gaussian equation

The Gaussian model can be simulated both as ascending and descending plots. The Gaussian equation also has been used previously by Ahmed & Kazda, 2017; Choi, Ryu, & Lee, 2020; Lukhi Mulia Shitophyta 2020 to model biogas kinetic rate. Equation 3 represents the Gaussian equation.

$$y = a \exp \left[-0,5 \left(\frac{t - t_0}{b} \right)^2 \right] \dots \dots \dots (3)$$

Where y is biogas production rate (mL/g VS), t is hydraulic retention time (days), ⁴ a (mL/g VS/day), b (day) are constants, t_0 is the time when the maximum biogas production rate occurred.

$$y = \frac{a}{1 + b e^{-kt}} \dots \dots \dots (4)$$

Where, y is cumulative biogas production (mL/g VS), k is rate constant (day⁻¹), a , b are constants, and t is hydraulic retention time (days) (Ugwu & Enweremadu, 2019)

$$y = A \exp \left\{ -\exp \left[\frac{\mu_m e}{A} (\lambda - t) + 1 \right] \right\} \dots \dots \dots (5)$$

Where, y is cumulative biogas production (mL/g VS), A is potential biogas production (mL/g VS /day), μ_m is maximum biogas production rate (mL/g VS/day), λ is the minimum time required to produce biogas or lag phase (day) t is hydraulic retention time (days)

$$y = A(1 - \exp(-kT)) \dots \dots \dots (6)$$

Where, y is cumulative biogas production (mL/g VS), A is potential biogas production (mL/g VS/day), k is rate constant (day^{-1}), t is hydraulic retention time (days)

Results and Discussion

Biogas production was carried out for 45 days until no more biogas produced. The biogas production is presented as daily biogas yield in Figure 2.

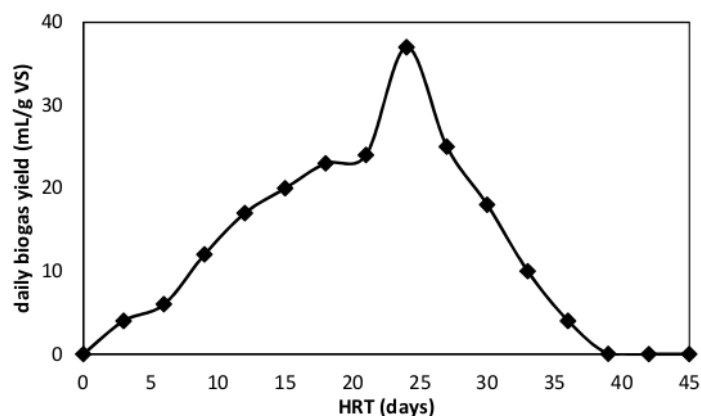


Figure 2. Daily biogas yield of biogas production from tofu liquid waste

Biogas production started on the second day with a biogas yield of 4 mL/g VS. Biogas production increased slowly until it reached the peak value on the 24th day with a biogas yield of 37 mL/g VS. After attaining the peak point, the biogas production gradually decreased until it reached a constant value on the 42nd to 45th day. The kinetics model of biogas production with linear equations was simulated in ascending and descending plots, which can be seen in Figures 3(a) and 3(b), respectively.

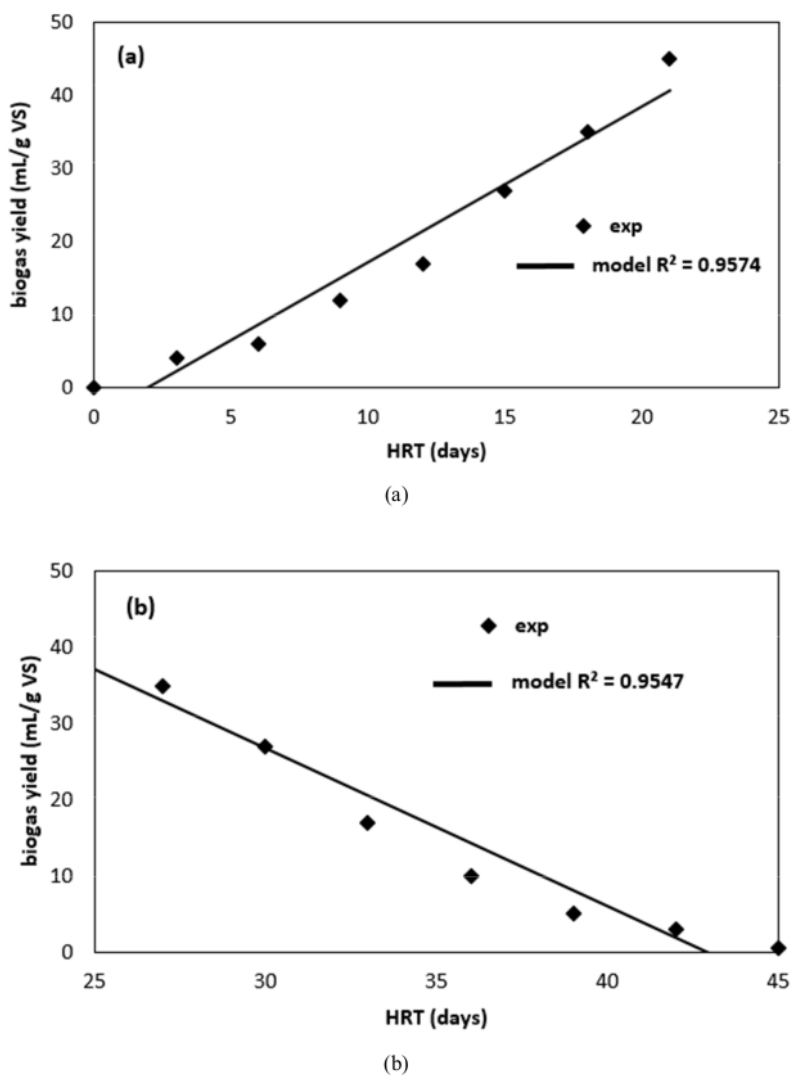


Figure 3. Exponential plots of biogas production rate from tofu liquid waste (a) ascending limb; (b) descending limb

As seen in Figures 3(a) and 3(b), both ascending and descending limbs have the same value of regression coefficient ($R^2 = 0.9547$). The $R^2 > 0.9$ indicated that the linear equation could be modeled on the biogas production rate. Figures 4(a) and 4(b) show the exponential equation's ascending and descending limbs. The coefficient of R^2 for the ascending limb was 1, while the descending limb had the R^2 value of 0.95. This model denotes that the biogas production rate increased exponentially with time and achieved a peak value. It decreases linearly

with time until it reached a very low or zero value (Das & Mondal, 2015). The result signifies that the exponential equation gives a better correlation for the ascending limb, while the linear equation is better for the descending limb. A similar study reported by (Ejimofor, et al., 2020) stated that the ascending limb of the exponential equation had more higher R² than the ascending limb of the linear equation on kinetic biogas production from post coagulation sludge.

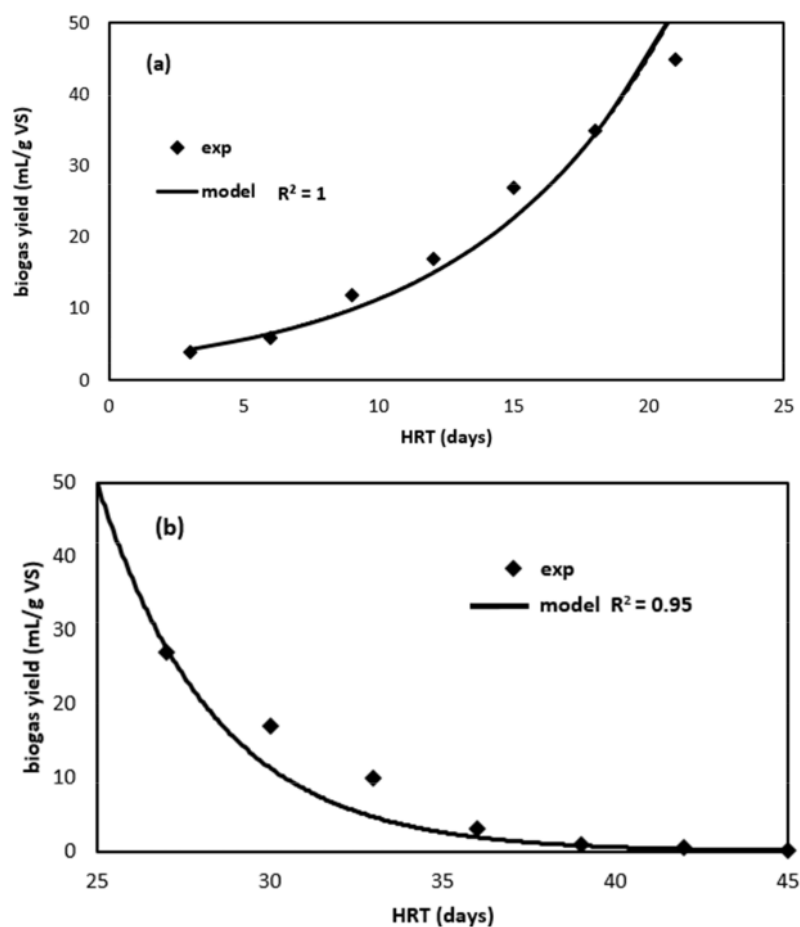


Figure 4. Exponential plots of biogas production from tofu liquid waste: (a) ascending limb; (b) descending limb

The kinetics model of biogas production with the Gaussian equation is shown in Figure 5. The coefficient of R² (0.95) in the Gaussian equation was greater than R² > 0.9. Compared to Figure (3) and Figure (4), the Gaussian equation was suitable to be applied both on the ascending and descending limb because it had the highest R² value compared to the linear and exponential

equations, even though the ascending limb of the exponential equation had the highest R^2 . However, the descending limbs on linear and exponential equations have a small R^2 . The prior study, which was reported by Das et al. (2017), also stated that coefficient R^2 was higher for the Gaussian model (R^2 0.992) as compared to the linear (R^2 0.895-0.987) and the exponential models (R^2 0.945-0.961) on a kinetic model of biogas production from pretreated rice husk.

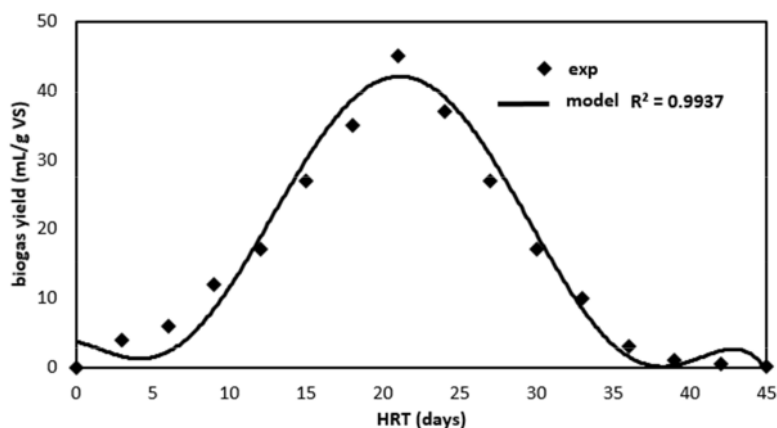
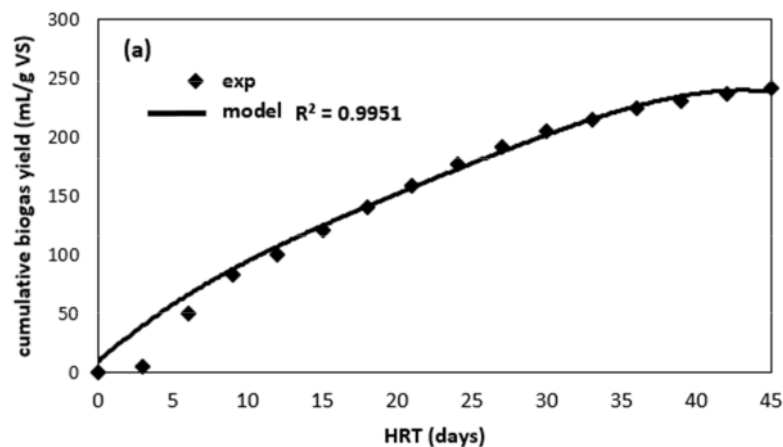


Figure 5. Gaussian plot for biogas production from tofu liquid waste

Cumulative biogas production was simulated using the logistic growth model, modified Gompertz, and exponential rise to maximum, which are shown in Figures 6(a), 6(b), and 6(c), respectively.



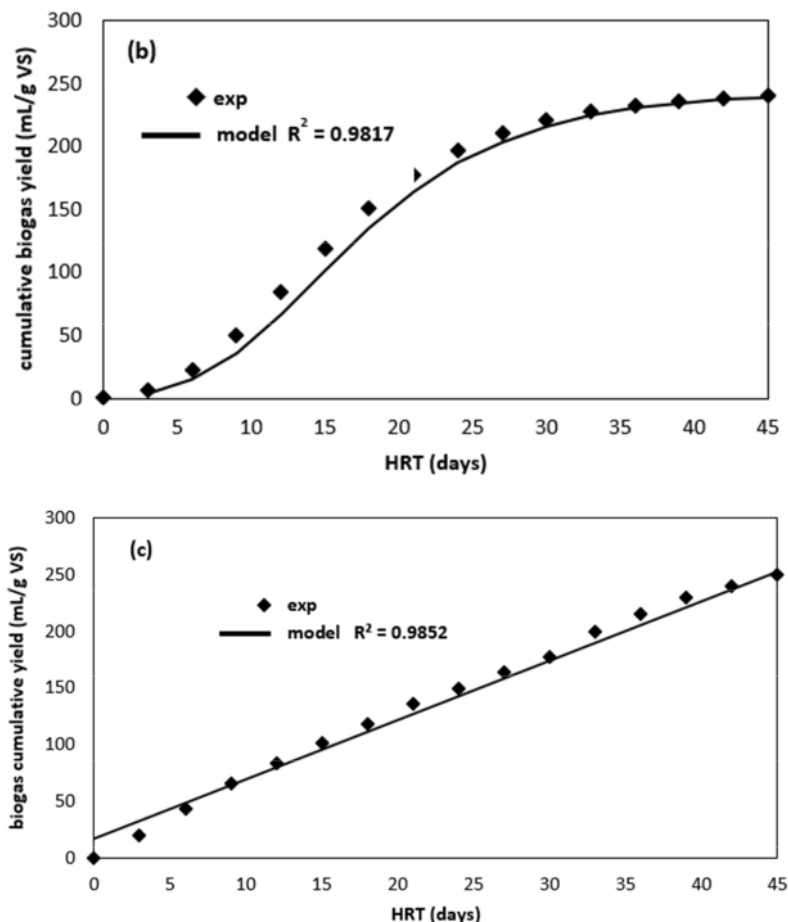


Figure 6. (a) logistic growth plot, (b) modified Gompertz plot, (c) exponential rise to a maximum of cumulative biogas production from tofu liquid waste

The coefficient of R^2 (0.9951) in logistic growth had the greatest value among the modified Gompertz ($R^2 = 0.9817$) and the exponential rise to maximum ($R^2 = 0.9852$). The logistic growth equation is ideal for the simulation of cumulative biogas production. The k value in logistic growth was 0.1 day^{-1} , while the k value in the exponential rise to maximum was 0.02 day^{-1} . In the modified Gompertz equation, the biogas production potential (A) was 243 mL/g . The biogas production rate (μ_m) and the lag phase period (λ) were 12 mL/g/day and 5 days, respectively.

This result is equivalent to the previous study, which was conducted by Ejimofor et al. (2020), who found that the regression coefficient of the logistic model ($R^2 = 0.997$) was higher than modified Gompertz ($R^2 = 0.64$) and exponential rise to maximum ($R^2 = 0.966$) on the biogas kinetic of biogas

production from paint wastewater. Therefore, the logistic growth equation is a fit model to simulate cumulative biogas production.

Conclusion

The biogas production rate with the exponential model has a better correlation than the ascending limb of the linear equation. In comparison, the descending limb of the linear equation has a better correlation than the descending limb of the exponential equation. The Gaussian equation has a higher coefficient R^2 than the linear equation and the ascending limb of the exponential equation. Logistic growth has the highest correlation compared to modified Gompertz and exponential rise to maximum in the simulation of cumulative biogas production. Therefore, this study concludes that the Gaussian equation is a suitable model to predict the kinetic of biogas production from tofu liquid waste. In contrast, the logistic growth equation is a good alternative model to simulate the cumulative biogas production from tofu liquid waste.

Acknowledgment

The author would like to thank to Lembaga Penelitian dan Pengabdian Masyarakat (LPPM), Universitas Ahmad Dahlan for the fundamental research grant number contract No. PD-233/SP3/LPPM-UAD/2020 in 2020.

References

- Ahmed, S., & Kazda, M. (2017). Characteristics of on-demand biogas production by using sugar beet silage. *Anaerobe*, 46, 114–121. <https://doi.org/10.1016/j.anaerobe.2017.04.016>
- Ali, M. M., Dia, N., Bilal, B., & Ndongo, M. (2018). Theoretical models for prediction of methane production from anaerobic digestion: A critical review. *International Journal of Physical Sciences*, 13(13), 206–216. <https://doi.org/10.5897/IJPS2018.4740>
- Budzianowski, W. M. (2016). A review of potential innovations for production, conditioning, and utilization of biogas with multiple-criteria assessment. *Renewable and Sustainable Energy Reviews*, 54, 1148–1171. <https://doi.org/10.1016/j.rser.2015.10.054>
- Choi, Y., Ryu, J., & Lee, S. R. (2020). Influence of carbon type and carbon to nitrogen ratio on the biochemical methane potential, pH, and ammonia nitrogen in anaerobic digestion. *Journal of Animal Science and Technology*, 62(1), 74–83.
- Dababat, S. S. B., & Shaheen, H. Q. (2019). Biogas Production Using Slaughterhouse Wastewater Co-digested with Domestic Sludge. *Journal of Civil Engineering and Construction*, 8(1), 34–40.
- Das, A., & Mondal, C. (2015). Comparative Kinetic Study of Anaerobic Treatment of Thermally Pretreated Source-Sorted Organic Market Refuse. *Journal of Engineering*, 2015, 1–14.
- Das, A., Mondal, C., & Roy, S. (2017). Kinetic Study of Biogas Recovery from Thermo-chemically pre-treated Rice Husk Kinetic Study of Biogas

- Recovery from Thermo-chemically pre-treated Rice Husk. *Indian Chemical Engineer*, 0(0), 1–17. <https://doi.org/10.1080/00194506.2017.1374218>
- Ejimofor, M. I., Ezemagu, I. G., & Menkiti, M. C. (2020). Biogas production using coagulation sludge obtained from paint wastewater decontamination: Characterization and anaerobic digestion kinetics ". *Current Research in Green and Sustainable Chemistry*, 3(May), 100024. <https://doi.org/10.1016/j.crgsc.2020.100024>
- Ge, X., Xu, F., & Li, Y. (2016). Solid-state anaerobic digestion of lignocellulosic biomass: Recent progress and perspectives. *Bioresource Technology*, 205, 239–249. <https://doi.org/10.1016/j.biortech.2016.01.050>
- Jijai, S., & Siripatana, C. (2017). Kinetic model of biogas production from of thai rice noodle wastewater (Khanomjeen) with chicken manure. *Energy Procedia*, 138, 386–392. <https://doi.org/10.1016/j.egypro.2017.10.177>
- Kafle, G. K., & Chen, L. (2016). Comparison on batch anaerobic digestion of five different livestock manures and prediction of biochemical methane potential (BMP) using different statistical models. *Waste Management*, 48, 492–502. <https://doi.org/10.1016/j.wasman.2015.10.021>
- Kainthola, J., Kalamdhad, A. S., & Goud, V. V. (2019a). A review on enhanced biogas production from anaerobic digestion of lignocellulosic biomass by different enhancement techniques. *Process Biochemistry*, 84, 81–90. <https://doi.org/10.1016/j.procbio.2019.05.023>
- Kainthola, J., Kalamdhad, A. S., & Goud, V. V. (2019b). A review on enhanced biogas production from anaerobic digestion of lignocellulosic biomass by different enhancement techniques. *Process Biochemistry*, 84, 81–90. <https://doi.org/10.1016/j.procbio.2019.05.023>
- Kovács Veszelyszki, P., Keszthelyi-Szabó, G., & Szendrő, P. (2018). Enhancing Biogas Production Kinetic of Meat Industrialwastewater by Microwave Pretreatment. *Hungarian Agricultural Engineering*, 7410(34), 44–48. <https://doi.org/10.17676/hae.2018.34.44>
- Kumar, S., Paritosh, K., Pareek, N., Chawade, A., & Vivekanand, V. (2018). Deconstruction of major Indian cereal crop residues through chemical pretreatment for improved biogas production: An overview. *Renewable and Sustainable Energy Reviews*, 90, 160–170. <https://doi.org/10.1016/j.rser.2018.03.049>
- Li, P., Li, W., Sun, M., Xu, X., Zhang, B., & Sun, Y. (2019). Evaluation of Biochemical Methane Potential and Kinetics on the Anaerobic digestion of vegetable crop residues. *Energies*, 12(26), 1–14.
- Liu, Y., Fang, J., Tong, X., Huan, C., Ji, G., Zeng, Y., ... Yan, Z. (2019). Change to biogas production in solid-state anaerobic digestion using rice straw as substrates at different temperatures. *Bioresource Technology*, 293, 122066. <https://doi.org/10.1016/j.biortech.2019.122066>
- Moujanni, A., Qarraey, I., & Ouattmane, A. (2018). Anaerobic codigestion of urban solid waste fresh leachate and domestic wastewaters: Biogas production potential and kinetic. *Environmental Engineering Research*, 24(1), 38–44.
- Oyejide, J. O., Orhororo, E. K., & Atadious, D. (2018). Mathematical Modeling Of Biogas Yield From Anaerobic Co- Digestion Of Organic Waste And

- Pig Dung. *International Journal of Engineering Science Invention*, 7(5), 30–38.
- Shitophyta, L.M., & Maryudi. (2018). Comparison of kinetic model for biogas production from corn cob. *IOP Conference Series: Materials Science and Engineering*, 345, 1–6. <https://doi.org/10.1088/1757-899X/345/1/012004>
- Shitophyta, Lukhi Mulia. (2020). Model Kinetika Produksi Biogas dari Limbah Makanan. *Jurnal Rekayasa Bahan Alam Dan Energi Berkelanjutan*, 4(1), 15–18.
- Shitophyta, Lukhi Mulia, Hanafi, M., & Nugroho, Y. E. (2020). Optimization of biogas from corn stover using liquid and solid-state anaerobic digestion. *Jurnal Program Studi Teknik Mesin*, 9(1), 1–5.
- Shitophyta, Lukhi Mulia, Purwanti, S., & Maryudi. (2019). Pemanfaatan Limbah Cair Tahu menjadi Biogas di Industri Tahu Murni Pak Min Jombang, Banguntapan, Yogyakarta. *Jurnal Pengabdian Pada Masyarakat*, 4(4), 541–546. <https://doi.org/10.30653/002.201944.191>
- Taghinazhad, J., Abdi, R., & Adl, M. (2017). Kinetic and Enhancement of Biogas Production for The Purpose of Renewable Fuel Generation by Co-digestion of Cow Manure and Corn Straw in A Pilot Scale CSTR System. *Int. Journal of Renewable Energy Development*, 6(1), 37–44.
- Ugwu, S., & Enweremadu, C. (2019). Biodegradability and kinetic studies on biomethane production from okra (*Abelmoschus esculentus*) waste. *S Afr J Sci.*, 115(7), 1–5.
- Ware, A., & Power, N. (2017). Modelling methane production kinetics of complex poultry slaughterhouse wastes using sigmoidal growth functions. *Renewable Energy*, 104, 50–59. <https://doi.org/10.1016/j.renene.2016.11.045>
- Winquist, E., Rikkonen, P., Pyysiäinen, J., & Varho, V. (2019). Is biogas an energy or a sustainability product? - Business opportunities in the Finnish biogas branch. *Journal of Cleaner Production*, 233, 1344–1354. <https://doi.org/10.1016/j.jclepro.2019.06.181>
- Yu, Q., Liu, R., Li, K., & Ma, R. (2019). A review of crop straw pretreatment methods for biogas production by anaerobic digestion in China. *Renewable and Sustainable Energy Reviews*, 107, 51–58. <https://doi.org/10.1016/j.rser.2019.02.020>

Paper 5

ORIGINALITY REPORT

9%

SIMILARITY INDEX

3%

INTERNET SOURCES

9%

PUBLICATIONS

0%

STUDENT PAPERS

PRIMARY SOURCES

- | | | |
|---|--|----|
| 1 | Advances in Bioprocess Technology, 2015.
Publication | 1% |
| 2 | Sunwane Jijai, Chairat Siripatana. "Kinetic Model of Biogas Production from Co-digestion of Thai Rice Noodle Wastewater (Khanomjeen) with Chicken Manure", Energy Procedia, 2017
Publication | 1% |
| 3 | link.springer.com
Internet Source | 1% |
| 4 | Xue Li, Yan-Hua Liu, Xin Zhang, Chang-Ming Ge, Ren-Zhe Piao, Wei-Dong Wang, Zong-Jun Cui, Hong-Yan Zhao. "Evaluation of Biogas Production Performance and Dynamics of the Microbial Community in Different Straws", Journal of Microbiology and Biotechnology, 2017
Publication | 1% |
| 5 | Sanggono Adisasmitho, Carolus Borromeus Rasrendra, Hengky Chandra, Mohammad Adimas Gunartono. "Anaerobic Reactor for Indonesian Tofu Wastewater Treatment", | 1% |

International Journal of Engineering & Technology, 2018

Publication

6

Sun, Chenghua. "Computational prediction of hydrogen sulfide and methane separation at room temperature by anatase titanium dioxide", Chemical Physics Letters, 2012.

Publication

1 %

7

Subodh Kumar, Kunwar Paritosh, Nidhi Pareek, Aakash Chawade, Vivekanand Vivekanand. "De-construction of major Indian cereal crop residues through chemical pretreatment for improved biogas production: An overview", Renewable and Sustainable Energy Reviews, 2018

Publication

<1 %

8

Qiong Yu, Ronghou Liu, Kun Li, Ruijie Ma. "A review of crop straw pretreatment methods for biogas production by anaerobic digestion in China", Renewable and Sustainable Energy Reviews, 2019

Publication

<1 %

9

journal2.uad.ac.id

Internet Source

<1 %

10

www.gjesm.net

Internet Source

<1 %

11

Lukhi Mulia Shitophyta, Muhammad Hanafi, Yusuf Eko Nugroho. "Optimization of biogas from corn stover using liquid and solid-state anaerobic digestion", Turbo : Jurnal Program Studi Teknik Mesin, 2020

Publication

<1 %

12

"Biogas Production", Springer Science and Business Media LLC, 2020

Publication

<1 %

13

Oluwafunmilayo A. Aworanti, Samuel E. Agarry, Oladipupo O. Ogunleye. "Kinetic and thermodynamic modelling studies of enhanced mixed animal wastes biomethanisation co-digested with pineapple fruit waste and chicken rumen", International Journal of Renewable Energy Technology, 2018

Publication

<1 %

14

Paulo André Cremonez, Joel Gustavo Teleken, Thompson Ricardo Weiser Meier, Helton José Alves. "Two-Stage anaerobic digestion in agroindustrial waste treatment: A review", Journal of Environmental Management, 2021

Publication

<1 %

15

www.mdpi.com

Internet Source

<1 %

16

www.scribd.com

Internet Source

<1 %

17

B Budiyono, I Syaichurrozi. "A review: biogas production from tofu liquid waste", IOP Conference Series: Materials Science and Engineering, 2020

Publication

<1 %

18

W Anggraini, M Zulfa, N N Prihantini, F Batubara, Ririn Indriyani. "Utilization of Tofu Wastewater for The Growth of Red Spinach (Alternantheraamoenovoss) in Floating Raft Hydroponic Cultures", Journal of Physics: Conference Series, 2020

Publication

<1 %

19

YuFang Wei, HaiRong Yuan, Akiber Chufo Wachemo, Xiujin Li. "Anaerobic co-digestion of cattle manure and liquid fraction of digestate (LFD) pretreated corn stover: Pretreatment process optimization and evolution of microbial community structure", Bioresource Technology, 2020

Publication

<1 %

Exclude quotes On

Exclude matches Off

Exclude bibliography On