

**Effects of Temperature and
Catalyst on The Yield of Bio-oil during The Pyrolysis of Spirulina Platensis
Residue**

| Tanggal | Author | Editor | Bukti |
|---------------|----------------------|-------------------------|------------|
| 12 Maret 2020 | SUBMIT ACKNOLEDGMENT | SUBMIT ACKNOLEDGMENT | Lampiran 1 |
| 13 maret 2020 | | Upload ulang submission | Lampiran 2 |
| 07-Apr-20 | | Revise | Lampiran 3 |
| 07-Apr-22 | Upload revis | | Lampiran 4 |
| 08-Apr-22 | | Accepted | Lampiran 4 |
| 26 Mei 2020 | | Revise | Lampiran 6 |
| 26 Mei 2020 | Upload hasil revisi | | Lampiran 7 |
| Juni 2020 | | Publish | Lampiran 8 |

LAMPIRAN 1. SUBMISSION ACKNOLEGMENT

The screenshot shows a Gmail interface on a Windows 10 desktop. The browser window displays the Gmail inbox with the subject "[IJRER] Submission Acknowledgement". The email is from Prof. Dr. ILHAMI COLAK (ijrereditor@gmail.com) to Siti Jamilatun, dated March 12, 2020. The email content expresses gratitude for the manuscript submission to the International Journal of Renewable Energy Research (IJRER) and provides the manuscript URL and login credentials. The desktop taskbar at the bottom shows several open files, including "LAMPIRAN 10-Co...", "Copyright Transfer...", "69439-252892-4-...", "LAMPIRAN 8-HASI...", "AJChE_TURNITIN.pdf", "LAMPIRAN 7-The...", and "The Effects of Parti...". The system tray indicates a temperature of 97°F, sunny weather, and the date 05/07/2022.

[IJRER] Submission Acknowledgement Kotak Masuk x

Prof. Dr. ILHAMI COLAK ijrereditor@gmail.com [lewat](mailto:ijrereditor@gmail.com) box1105.bluehost.com
kepada saya ▾
Siti Jamilatun:

Thank you for submitting the manuscript, "Effects of Temperature and Catalyst on The Yield of Bio-oil during The Pyrolysis of Spirulina Platensis Residue" to International Journal of Renewable Energy Research (IJRER). With the online journal management system that we are using, you will be able to track its progress through the editorial process by logging in to the journal web site:

Manuscript URL:
<https://www.ijrer.org/ijrer/index.php/ijrer/author/submission/10642>
Username: 1siti_jamilatun1

If you have any questions, please contact me. Thank you for considering this journal as a venue for your work.

Prof. Dr. ILHAMI COLAK
International Journal of Renewable Energy Research (IJRER)

International Journal of Renewable Energy Research-IJRER
<http://www.ijrer.org>
ijrereditor@gmail.com
IJRER is cited in SCOPUS, EBSCO and ESCI (Thomson Reuters)

← Balas → Teruskan

Rapat

LAMPIRAN 10-Co...pdf Copyright Transfer...pdf 69439-252892-4-...docx LAMPIRAN 8-HASI...pdf AJChE_TURNITIN.pdf LAMPIRAN 7-The...pdf The Effects of Parti...pdf Show all x

Type here to search 97°F Sunny 7:05 05/07/2022

LAMPIRAN 2. UPLOAD ULANG SUBMISSION

Browser tabs: [IJRER] Unsuitable Submission, Copyright Transfer Form_AJChE, AJChE_TURNITIN.pdf, The Effects of Particle Size and Te, Sistem Informasi Manajemen PAI, #69439 Review

mail.google.com/mail/u/0/#search/IJER/FMfcgwxHMGNmVNTwsJNnVfQBnnfxXnWQ

Gmail search: IJER

Aktif

75 dari banyak

Email

Kotak Masuk 9.574

Berbintang

Ditunda

Penting

Terkirim

Draf 198

Kategori

Unwanted 1

Chat +

Rachma Tia Evitasari

maryudi maryudi

Melia Dian

Heni Anggorowati

Shinta Amelia

Aqus Aktawan

Ruang +

Meeting Prodi Teknik Ki...

Rapat

[IJRER] Unsuitable Submission Kotak Masuk

Prof. Dr. Ilhami COLAK ijreeditor@gmail.com <http://www.ijrer.org> ijreeditor@gmail.com

kepada saya

Jum, 13 Mar 2020 04.32

Dear Author,

We have checked your initial submission, but there is not any files to be reviewed in the online journal management system. Please upload or send us your initial mauscript within 3 days in order ot start the peer review process.

Best regards,

Prof. Dr. Ilhami Colak

International Journal of Renewable Energy Research-IJER

<http://www.ijrer.org>

ijreeditor@gmail.com

IJER is cited in SCOPUS, EBSCO and ESCI (Thomson Reuters)

Siti Jamilatun <sitijamilatun@che.uad.ac.id> kepada ilhami

Jum, 13 Mar 2020 11.35

To the editor

Sorry, I forgot to upload a file.

Next I email my paper file with title

" Effects of Temperature and Catalyst on The Yield of Bio-oil during The Pyrolysis of Spirulina Platensis Residue"

LAMPIRAN 10-Co...pdf

Copyright Transfer....pdf

69439-252892-4-....docx

LAMPIRAN 8-HASI...pdf

AJChE_TURNITIN.pdf

LAMPIRAN 7-The....pdf

The Effects of Parti....pdf

Show all

Type here to search

97°F Sunny 7:08 05/07/2022

LAMPIRAN 3. EDITOR DECISION-REVISE

Gmail

IJER

Aktif

UNIVERSITAS AHMAD DAHLAN

Tulis

Email

Kotak Masuk9.574

Ber bintang

Ditunda

Penting

Terkirim

Draf198

Kategori

Unwanted

Chat+

Rachma Tia Evitasari

Maryudi Maryudi

Melia Dian

Heni Anggorowati

Shinta Amelia

Aous Aktawan

Ruang+

Meeting Prodi Teknik Ki...

Rapat

[IJER] Editor Decision

Kotak Masuk x

Sel, 7 Apr 2020 06.14

73 dari banyak

Prof. Dr. Ilhami COLAK ijrereditor@gmail.com [lewat](#) box1105.bluehost.com
kepada saya ▾
Dear Siti Jamilatun:

We have reached a decision regarding your submission to International Journal of Renewable Energy Research (**IJER**), "Effects of Temperature and Catalyst on The Yield of Bio-oil during The Pyrolysis of Spirulina Platensis Residue".

Our decision is to: Revisions are required on your paper. At the end of this email you will find a set of comments from the reviewers.

Please revise the paper in accordance with remarks or give reasonable explanation of ignoring some remark. After doing necessary changes on your paper, please upload it in SEVEN days through the **IJER** online system along with a detailed response (a SEPERATE file) in written for the reviewers concerning the performed corrections. Corrections must be provided in OTHER TEXT COLOR in the revised paper.

Note that your revised paper should be in .doc format and should be in accordance with the template for accepted papers. You can download the template from **IJER** web page (<http://ijref.org/files/template-2.doc>).

Best regards,

Prof. Dr. Ilhami COLAK
Editor in Chief, **IJER**
www.ijref.org
icolak@gazi.edu.tr
ijrereditor@gmail.com
IJER is Cited in SCOPUS, EBSCO and WEB of SCIENCE (Clarivate Analytics)

LAMPIRAN 10-Co....pdfCopyright Transfer....pdf69439-252892-4-....docLAMPIRAN 8-HASI....pdfAJChE_TURNITIN.pdfLAMPIRAN 7-The....pdfThe Effects of Parti....pdfShow all

Gmail

mail.google.com/mail/u/0/#search/IJRER/FMfcgwxHMjmDbVrxLLfvPBwqdDDGrM

Aktif

Tulis

Email

- Kotak Masuk 9,574
- Berbintang
- Ditunda
- Penting
- Terkirim
- Draf 198
- Kategori
- Unwanted

Chat

- Rachma Tia Evitasari
- Maryudi Maryudi
- Melia Dian
- Heni Anggorowati
- Shinta Amelia
- Aqus Aktawan

Ruang

- Meeting Prodi Teknik Ki...

Rapat

Reviewer A:

Is the paper of sufficient originality to warrant publication in the journals?:
Yes

Is the paper clearly and sensibly arranged?:
No

Are the analyses and conclusions a logical outcome of the data and discussion?
(If this is not the case, please outline)
:
Yes

Quality and clarity of the writing:
Good

Relevance of the topic for renewable energy researches
:
Excellent

Constructive feedback for the author(s):
The reviewed article is related with a pyrolysis of an algae.

The author should check;

- 1) Some spelling mistakes °C, etc
- 2) Reference numbers, also should use a reference manager software
- 3) Rearrange equation with a suitable software (equation editor, etc)
- 4) Rearrange (draw) figures 4, 5 and 6
- 5) Add explanation to conclusion part
- 6) Please add thermogravimetric explanations,

Please also check the attachment in the online journal management system.

LAMPIRAN 10-Co....pdf Copyright Transfer....pdf 69439-252892-4-....docx LAMPIRAN 8-HASI....pdf AJChE_TURNITIN.pdf LAMPIRAN 7-The....pdf The Effects of Parti....pdf

Copyright Transfer Form_AJChE... x The Effects of Particle Size and Te... x Sistem Informasi Manajemen PAI... x #69439 Review

mail.google.com/mail/u/0/#search/IJER/FMfcgwxHMjmJDbVxllfvPBwqdDDGrM

Gmail IJER

Aktif

73 dari banyak

✎ Tulis

▼ Email

☐ **Kotak Masuk** 9.574
☐ Berbintang
☐ Ditunda
☐ Penting
☐ Terkirim
☐ **Draf** 198
☐ **Kategori**
☐ **Unwanted**

▼ Chat

☐ Rachma Tia Evitasari
☐ maryudi maryudi
☐ Melia Dian
☐ Heni Anggorowati
☐ Shinta Amelia
☐ Aous Aktawan

▼ Ruang

☐ Meeting Prodi Teknik Ki...

▼ Rapat

Please also check the attachment in the online journal management system.

Reviewer C:

Is the paper of sufficient originality to warrant publication in the journals?:

Yes

Is the paper clearly and sensibly arranged?:

No

Are the analyses and conclusions a logical outcome of the data and discussion?

(If this is not the case, please outline)

:

Yes

Quality and clarity of the writing:

Neutral

Relevance of the topic for renewable energy researches

:

Neutral

Constructive feedback for the author(s):

The English skills of the paper should be improved. The main contributions should be clarified. The resolution of all figures should be re-checked. More discussions should be provided for the achieved results. Please also make some future recommendations.

International Journal of Renewable Energy Research-IJER
<http://www.ijer.org>

LAMPIRAN 10-Co....pdf Copyright Transfer....pdf 69439-252892-4-....docx LAMPIRAN 8-HASI....pdf AJChE_TURNITIN.pdf LAMPIRAN 7-The....pdf The Effects of Parti....pdf

Show all

Type here to search

Very hot outside 7:11 05/07/2022

LAMPIRAN 4. Editor Final Decision

The screenshot shows a Gmail interface on a Windows 10 desktop. The browser tabs include '[IJER] Editor Final Decision - siti', '(278) WhatsApp', and 'mail.google.com/mail/u/0/#search/IJER/FMfcgxxwHMjpZVBhqKNrrRJtWhMcklkDt'. The Gmail search bar contains 'IJER'. The left sidebar shows the 'Email' section with folders like 'Kotak Masuk' (9,573), 'Berbintang', 'Draf' (198), and 'Kategori'. The 'Chat' section lists contacts like Rachma Tia Evitasari and maryudi maryudi. The 'Ruang' section shows a meeting titled 'Meeting Prodi Teknik Ki...'. The main email is from 'Prof. Dr. Ilhami COLAK' (ijreeditor@gmail.com) dated 'Rab, 8 Apr 2020 18.15'. The subject is '[IJER] Editor Final Decision'. The email body states: 'Dear Siti jamilatun: We have reached a final decision regarding your submission to International Journal of Renewable Energy Research (IJER), "Effects of Temperature and Catalyst on The Yield of Bio-oil during The Pyrolysis of Spirulina Platensis Residue". Our final decision is to: Accept. Please check the comments of the referees, and then upload your paper in .doc format using the template for accepted papers given under Information section, For Authors, on web page, <http://ijer.org/ijer/index.php/ijer/about/submissions#authorGuidelines> in seven days. To pay the publication fee, please visit the following link. goshopier.com/IJER. As the Editorial Board of IJER, we have planned to increase the impact factor of IJER above 2.0. It is now 1.261 in Thomson Reuters (Clarivate Analytics). Therefore, your contribution will be appreciated if you cite at least 3 suitable publications from IJER in your another publications in different SCI journals. Moreover, you are also kindly requested to cite at least 1 papers from IJER and 5 or more from www.icrera.org conference in this accepted paper, before uploading it to IJER system.

The taskbar at the bottom shows several open files: 'LAMPIRAN 10-Co...pdf', 'Copyright Transfer...pdf', '69439-252892-4-...docx', 'LAMPIRAN 8-HASI...pdf', 'AJChE_TURNITIN.pdf', 'LAMPIRAN 7-The...pdf', and 'The Effects of Parti...pdf'. The system clock shows '96°F Partly sunny', '7:17', and '05/07/2022'.

Effects of Temperature and Catalysts on the Yield of Bio-oil During the Pyrolysis of *Spirulina platensis* Residue

Siti Jamilatun *, Ilham Mufandi **, Rachma Tia Evitasari*, Arief Budiman ***[‡]

*Department of Chemical Engineering, Faculty of Industrial Technology, Universitas Ahmad Dahlan, Indonesia, 55166

** Department of Mechanical Engineering, Faculty of Engineering, Khon Kaen University, Thailand, 40002

*** Department of Chemical Engineering, Faculty of Engineering, Universitas Gadjah Mada, Indonesia, 55284

(sitijamilatun@che.uad.ac.id, ilhammufandi@kkumail.com, rachma.evitasari@che.uad.ac.id, abudiman@ugm.ac.id)

[‡] Arief Budiman; Department of Chemical Engineering, Faculty of Engineering, Universitas Gadjah Mada, Indonesia, 55284
Tel/Fax: +62 274 902170, abudiman@ugm.ac.id

Received: xx.xx.xxxx Accepted:xx.xx.xxxx

Abstract- *Spirulina platensis* (SP) is aquatic biomass potentially grown as an energy source in the future. Extracting algae oil from SP will leave solid residue called *Spirulina platensis* residue (SPR). In this study, SPR processed by the pyrolysis process, both catalytic and non-catalytic. This study focused on the effects of different catalysts on the yield of bio-oil obtained from the pyrolysis process. Pyrolysis experiments conducted at a temperature range of 300 – 600°C using three different catalysts: Ni-oxide, Fe-oxide, and silica-alumina, and performed at 550°C in various amounts of 5%-30 wt. % for each catalyst. The effect of temperature on SPR catalytic and non-catalytic pyrolysis was studied. The result shows that the optimum yield of non-catalytic pyrolysis was 27.34 wt.% at 550°C. The yield of bio-oil within catalytic pyrolysis indicates that the maximum pyrolysis oil obtained using Fe-oxide as catalyst with 30.00 wt.% bio-oil, followed with 23.37 wt.% using Ni-oxide catalyst, and 18.41 wt.% using silica-alumina catalyst. The water phase yield for each catalyst was relatively different for every catalyst in various amounts ranging from 5 - 30%. Char and gas yields were almost the same for each type of catalyst in all amount variations. The highest gas yield produced was using the silica-alumina catalyst, followed by Fe-oxide and Ni-oxide catalyst. The SPR catalytic pyrolysis process improves the bio-oil yield with the increasing of the bio-oil yield 2.66 wt.% compared to the SPR non-catalytic pyrolysis.

Keywords: *Spirulina platensis* residue; Pyrolysis; Ni-oxide; Silica-alumina; Fe-oxide.

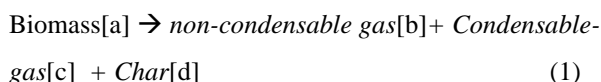
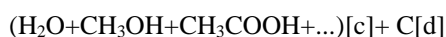
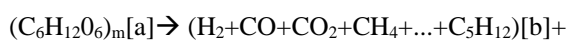
1. Introduction

Interest in the development of renewable energy is increasing along with the increasing world energy demand. The current energy source is still very dependent on fossil fuels, but it has limited resources and environmental problems such as global warming and air pollution. One of the abundant and quickly developed renewable energy sources is biomass, including wood, herbaceous plants, aquatic plants, and manure [1]–[8]. One of the biomass-derived from marine plants is microalgae. Biofuel from microalgae has several advantages, such as (i) high growth rates (up to 20 g of dried algae per m² per day), (ii) high yields per area, 15 times higher than oil palm [9], [10], (iii) high efficiency in absorbing CO₂ and solar energy conversion (8%) [6], (iv) no competition with agriculture and food [11]–[15]. Also, microalgae can grow in open waters (seas and ponds) and photo-bioreactors in non-agricultural land [16], [17].

Algae biomass contains three main components; they are carbohydrates, proteins, and natural oils (lipids). Nowadays, biodiesel from algae is produced by lipid extraction with organic solvents, such as hexane, followed by methanol trans-esterification using an essential catalyst [18]–[20]. Solid residues from this process contain minerals (up to 10%) that can be applied back to the algae growth cycle. However, the remaining 60% is a residue that not utilized, making it less economically attractive. Therefore, it is necessary to find a solution to the residual wastes, using the pyrolysis process to process this spirulina residue. The pyrolysis of microalgae [18], [19] and macro-algae [20], [21] produce hydrocarbons mixture, has shown to have the potential for large scale applications. Interestingly, Çoban et al (2015)[7] have demonstrated that pyrolysis of algae (*chlorella*) produces high bio-oil yields, above 40% at the temperature range of 300-500°C.

Microalgae conversion technologies to produce renewable energy can classify into four ways, biochemical conversion, thermochemical conversion, chemical reactions, and direct combustion or pyrolysis [22]-[24]. Microalgae with high lipid content are more suitable to be converted to biodiesel by chemical reaction (transesterification). In contrast, microalgae with low lipid content can treat by biochemistry or thermochemistry processes [23]. Pyrolysis is a thermochemical decomposition of biomass at a temperature range of 400-600 °C, taking place without the presence of oxygen so that the wood components broke down and produced three product forms: solid, liquid, and gas [22]-[24]. Pyrolysis technology is the most beneficial because the process is simple, does not require additives/solvents, operates at 400-600 °C and low pressure [25]. Pyrolysis produces fuel products and leaves no waste [25]-[28].

The chemical reaction of pyrolysis is [29]:



From Equation (1), biomass pyrolysis products are non-condensable gas (H_2 , CO , CO , short-chain hydrocarbons such as CH_4 , C_2H_6 , C_2H_4 , C_3H_8 , and other gases such as NH_3 , NO_x , SO_2), condensable gas (H_2O , CH_3OH , CH_3COOH , etc.), and char. The condensed gas is a thick black liquid called bio-oil or pyrolysis oil, bio-crude oil, bio-fuel oil, wood liquid, wood oil, liquid smoke, wood distillates, or pyro-ligneous tar [28]-[30]. In bio-oil production, no waste produced because all of the raw materials converted into bio-oil and charcoal. At the same time, non-condensable gas returns to the process as an energy source [29], [30].

The effects of catalyst in pyrolysis process are (i) significantly decreases the biomass decomposition temperature, (ii) influences the reaction tissue, for example, deoxygenation which allows the increase of bio-oil yield by reducing oxygenate compounds, (iii) reduces polymerization to stabilize bio-oil, the reaction more effective, (iv) releasing more CO , CO_2 , and H_2O , and (v) increases coke formation [29]-[31].

This paper discussed the effects of temperature, type, and concentration of catalyst on the yield of bio-oil, the conversion, and the product composition. There are two types of catalysts used. The first one is an acid catalyst, silica-alumina, and the second type is a metal catalyst, Ni-oxide, and Fe-Oxide. This paper also compared pyrolysis performances between non-catalytic and catalytic pyrolysis. The concentration of catalyst used in pyrolysis was ranging from 5 - 30% wt. Pyrolysis carried out on fixed bed reactors at temperatures ranging from 300 to 600°C, the pressure of 1 atm, and the heating rate of 20 - 35°C / min.

2. Material and Method

2.1. *Spirulina Plantesis Residue (SPR)*

Dry *Spirulina platensis* residue (SPR) was obtained from *Spirulina platensis* (SP) solid residue extraction, while SP received from Nogotirto Algae Park, Yogyakarta, Indonesia. SPR samples were analyzed to obtain proximate value, the ultimate value, and high heating value (HHV). Proximate analysis carried out to receive a percentage of moisture content, ash, volatile matter, and fixed carbon. Ultimate study (C, H, O, N, and S with standard D-2361) conducted at Laboratorium Pengujian, Puslitbang Tekmira, Bandung (Testing Laboratory, Research Center Tekmira, Bandung). High Heating Value (HHV) was analyzed by bomb calorimeter at the Food and Agricultural Product Laboratory, Department of Agricultural Technology, and the Laboratory of Food and Nutrition of the Inter-University Center, UGM. The analyzed SPR composition was protein, carbohydrates, and proteins. Protein analysis used was the Kjeldahl method; the carbohydrates analysis used was the Anthrone method; lipids analysis used was the Soxhlet method.

2.2. Catalysts

There were three catalysts used in this experiment, Ni-oxide, and Fe-oxide, which were metal catalysts and silica-alumina, which is an acid catalyst. The alumina-silica catalyst was obtained from PT Pertamina Balongan in powder form, while Ni and Fe-oxide catalyst was from PT Pupuk Kujang, Cikampek, Indonesia. Each of the catalysts was analyzed by SEM and SEM-EDX (Scanning Electron Microscope – Energy Dispersive X-Ray) at Laboratorium Penelitian dan Pengujian Terpadu (LPPT) UGM (UGM Integrated Research and Testing Laboratory). SEM analysis performed to learn more about the shape and size of the catalyst particles. SEM-EDX analysis performed to identify the elemental composition of catalysts' materials.

2.3. Sample Preparations

The *Spirulina platensis* residue (SPR) obtained in wet conditions. The SPR was dried under the sun for three days to reduce water content, then cleaned of dirt and lumps of SPR beads. SPR stirred to homogenize the size distribution; then, it stored in a dry and closed place.

The silica-alumina catalyst made into the pellet-shaped catalyst. Pellets were prepared by mixing silica-alumina 95 wt.% with kaolin five wt.% and then adding distilled water. After the mixture was homogeneous, it molded into a pellet-shape with 4 mm in diameter and 6 mm in height. The pellet-shaped catalyst was dried in a furnace at 500°C for 2 hours and then cooled in a desiccator. In contrast, Ni and Fe-oxide catalysts were pellet-shaped catalysts that had the same size as silica-alumina.

2.4. Pyrolysis Experiment

2.4.1. Instrument

SPR microalgae pyrolysis experiment, both catalytic and non-catalytic reactions, were performed in a fixed-bed reactor with an inner diameter of 40 mm, the outer diameter of 44 mm, and a height of 600 mm. The reactor made of

stainless steel. The reactor equipped with a heater, with two cylinders, the first cylinder was for biomass SPR (R1), and the second cylinder was for silica-alumina (R2) catalyst. The pyrolysis gas produced from R1 directly flowed to the catalyst stack in R2. The reactor arrangement sees in Figure 1, and the diagram for the fixed-bed reactor system see in Figure 2.

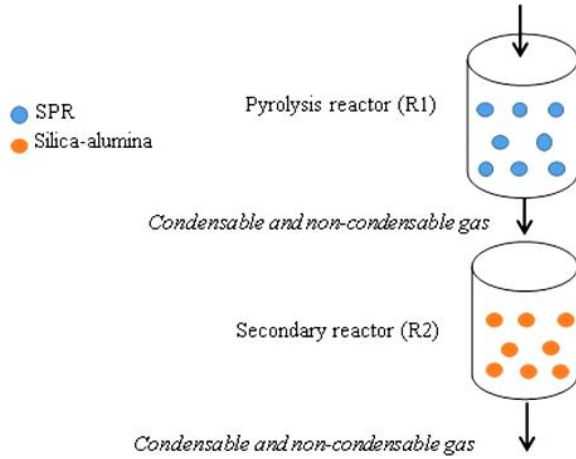


Fig. 1 Fixed-bed reactors arrangement [32]

2.4.2. Product Yield and Conversion Calculations

The total liquid or tar product (bio-oil and water phase), and gas were calculated by the equation [10], [23], [26], [32]:

$$Y_L = (W_L / W_M) \times 100\% \quad (2)$$

$$Y_{BO} = (W_{BO} / W_M) \times 100\% \quad (3)$$

$$Y_A = (W_A / W_M) \times 100\% = Y_L - Y_{BO} \quad (4)$$

$$Y_C = (W_C / W_M) \times 100\% \quad (5)$$

$$Y_G = 1 - (Y_L + Y_C) \quad (6)$$

The following equation calculated SPR pyrolysis conversion:

$$X = \frac{W_{BO} + W_A + W_G}{W_M} \times 100\% \quad (7)$$

In this case, Y_L , Y_A , Y_{BO} , Y_C , and Y_G notations are respectively, liquid product yields, water phase, bio-oil, char, and gas. In contrast, W_M , W_L , W_A , W_{BO} , and W_C are respectively the weight of the initial SPR, the yield of the liquid product, the water phase, bio-oil, and char.

2.4.3. Non-Catalytic Pyrolysis

Fifty grams of SPR was fed into reactor R1, tightly closed and heated. The R1 reactor was heated externally by an electric furnace, and the temperature-controlled by NiCr-Ni thermocouple placed outside of the reactor. The SPR samples heated with a heating rate in the range of 20 - 35°C/min from 30°C to the desired temperature (300 - 600°C). Then, the temperature was held constant for 1 hour. The temperature was

recorded every minute, and the heating rate and installed at the specified range. The pyrolysis gas was condensed, the liquid product came out, the condenser collected in the accumulator, and the produced gas was measured. The bio-oil and the water phase separated by decantation. After the experiment finished, the remaining char was taken and weighed. The yield of bio-oil, water phase, char, and gas was calculated by equation (2) - (6), while conversion calculated by equation (7). The experiment was repeated three times for each variable tested.

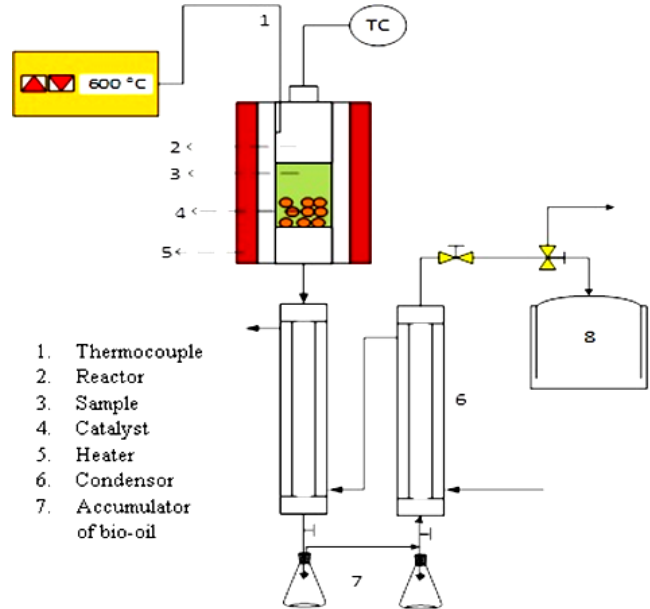


Fig. 2 The SPR pyrolysis system [32]

2.4.4. Catalytic Pyrolysis

Fifty grams of SPR fed into the reactor R1, and silica-alumina catalyst (5 - 30 wt.%) supplied in R2, then closed tightly and heated. The reactor heated externally by an electric furnace, and the temperature-controlled by a NiCr-Ni thermocouple placed outside of the reactor. The SPR sample heated with a heating rate in the range of 20-35°C/min from 30°C to 550°C; then, the temperature was held constant for 1 hour. The same method and equation as the non-catalytic pyrolysis used to calculate the yield of bio-oil, water phase, char, gas, and conversion to catalytic pyrolysis [32], [33]. The experiments repeated using the same method for each Ni-oxide and Fe-oxide catalysts.

3. Result and Discussion

3.1. Compositions of *Spirulina Plantesis Residue* (SPR)

Table 1 shows the results of the proximate analysis of the SPR. The proximate analysis performed to determine the weight percentage of moisture content, ash, volatile matter, and fixed carbon. The proximate analysis shows the highest rate of SPR is the volatile matter (68.31%) and leaves relatively low content of ash (8.93%).

Table 1 also shows the results of the ultimate analyses of the SPR feedstock. The ultimate analysis carried out to determine the weight percentage of elemental component,

carbon, nitrogen, hydrogen, and oxygen. The highest percentage was carbon (41.36%), followed by oxygen (35.33%), nitrogen (7.17%), and hydrogen (6.6%).

The high heating value of SPR found to be almost 18.21 MJ/kg. This result indicated that SP would be a better candidate if bio-energy production from renewable resources. The composition analysis shows that nearly half of the SPR composition is a protein (49.56%), followed by carbohydrates (38.51%), and a small amount of lipid (0.09%). This low lipid content in SPR is because the *Spirulina Plantesis* has been extracted and leaves this residue, which used in this experiment.

3.2. Characterization of Catalysts

Characterizations of catalysts were carried out by SEM and SEM-EDX analysis. The results presented in Table 4 and Figure 3. From Table 2, it can be seen that Ni-oxide consists of 4 components, they are O (46.01%), Al (34.39%), Ca (7.03%), and Ni (12.56%). Fe-oxide consists of 5 components, namely C (8.04%), O (28.75%), Cr (4.93%), Fe (56.64%) and Cu (1.64%). The silica-alumina consists of 4

components, namely C (8.41%), O (55.78%), Ca (24.64%) and Si (11.17%). Among the three types of catalysts, the most metal component is Fe at 56.64% in Fe-oxide catalysts with the addition of Cr 4.93% promoter.

Figure 3 explains the 10,000 times magnification of each catalyst. In Figure 3(a), macroscopically, the Ni-oxide catalyst is a fine gray powder. As for microscopically, each particle in Ni-oxide powder looks like a three-dimensional net with irregular size and shape of pores. It is structurally and thermally stable and has a large BET surface area (100 m²/g catalysts). Figure 3(b) is silica-alumina, it appears that SiO₂ mixed with Al₂O₃ in one grain, which is shown by transparent white granules such as glass and visible cavities in the catalyst with a pore surface area of 240.553 m²/g catalysts [32], [33]. As for Fe-oxide in Figure 3(c), from the results of 10,000 times magnification, they are not homogeneous. The presence of cluster groups suspected because of the magnetic nature of Fe₂O₃, so it tends to cluster. The color of Fe₂O₃ tends to be black; Cu is orange, while the intensity of Cr determined by the ligands attached to the center of Cr with a pore surface area of 1.963 m²/g catalysts.

Table 1. The proximate analysis of SPR

| The proximate analysis of SPR | | The ultimate analysis of SPR | | The composition analysis of SPR | |
|-------------------------------|-------|------------------------------|-------|---------------------------------|-------------|
| Properties | wt. % | Properties | wt. % | Properties | wt. % |
| Moisture | 9.99 | C | 41.36 | Lipids | 0.09 |
| Ash | 8.93 | H | 6.60 | Carbohydrates | 38.51 |
| Volatile matter | 68.31 | N | 7.17 | Proteins | 49.56 |
| Fixed carbon | 12.77 | O ^a | 35.33 | HHV | 18.21 MJ/kg |

^aOxygen calculated by the difference

Table 4. Specifications of catalysts with SEM-EDX

| Nickel oxide | | Ferro oxide | | Silica-alumina | |
|--------------|-------|-------------|-------|----------------|-------|
| Mass, % | | Mass, % | | Mass, % | |
| O | 46.01 | C | 8.04 | C | 8.41 |
| Al | 34.39 | O | 28.75 | O | 55.78 |
| Ca | 7.03 | Cr | 4.93 | Al | 24.64 |
| Ni | 12.56 | Fe | 56.64 | Si | 11.17 |
| | | Cu | 1.64 | | |

3.3. Non-catalytic Pyrolysis Result

The effects of temperature on non-catalytic pyrolysis see in Figure 4. The pyrolysis process was performed at a temperature from 300 to 660°C. The maximum pyrolysis oil obtained at a temperature of 550°C. The result shows that the maximum pyrolysis oil was 27.34 wt.%, then the pyrolysis oil drops of 27.02 wt.% slightly at a temperature of 600°C (27.02 wt.%). The water yield obtained ranging from 22.17 wt.% to 28.82 wt.%. Tar is a liquid product from the addition

of the bio-oil and water phase. The maximum tar yield obtained 56.16 wt.%. The char yield decreased significantly from 44.41 wt.% to 27.81 wt.% at temperatures of 300-600 °C. The gas yield was ranging from 14.57 wt.% to 24.88 wt.% at temperatures of 300 - 600°C.

The reduction of tar yield above the optimum temperature caused by secondary cracking (cracking, polymerization, condensation) reactions, the tar product in first cracking will partly decompose into gas so that the tar yield drops [34]-[36]. The amount of water in pyrolysis

products comes from the SPR (9.99% free water) and the reaction of water formation during pyrolysis (dehydration). According to [33]-[37], the average water content in tar in biomass was above 20 wt.%.

From equation 7, we can calculate the SPR pyrolysis conversion, i.e., the total weight of bio-oil, water phase, and gas divided by the initial weight of the SPR. Conversion of

SPR pyrolysis without catalyst at a temperature of 300-600°C can see in Figure 5. With the increase in pyrolysis temperature, the thermal decomposition of the SPR is more effective so that the weight of the SPR decreases, increasing conversion. Improvements in liquid and gas products indicated that the speed of the decomposition reaction rises as long as temperature increases.




Fig 3. SEM analysis at magnification 10,000 times (a) Ni-oxide, (b) Silica-alumina, (c) Fe-oxide

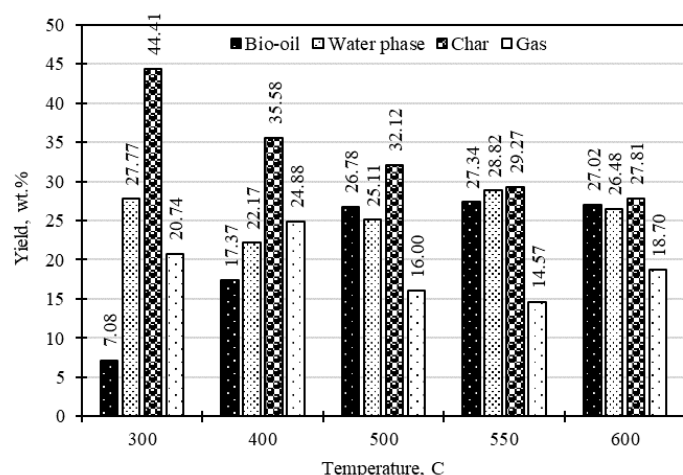


Fig 4. The effects of temperature on the SPR non-catalytic pyrolysis yield

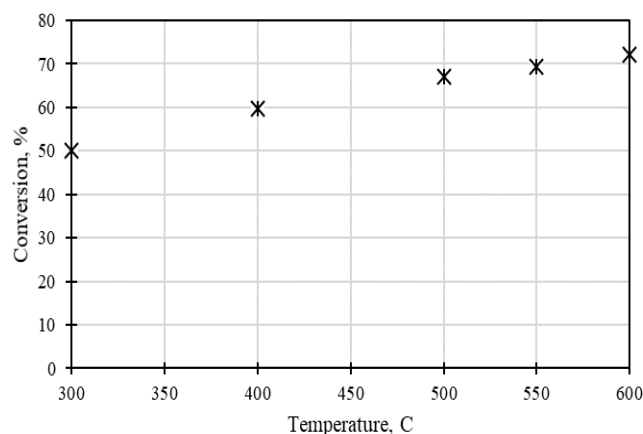


Fig 5. The effects of temperature on conversion of the pyrolysis.

3.4. Catalytic Pyrolysis Result

The effects of catalyst on SPR pyrolysis using three types of catalyst: Ni-oxide, Fe-oxide, and silica-alumina with varying amounts of 5 - 30 wt.% at 550°C presented in Figure 5. At 550°C, the optimum temperature obtained in pyrolysis without a catalyst.

From Figure 6 (a), we can see the effects of the amount of catalyst on the yield of bio-oil products. Bio-oil mostly obtained from a 10% Fe-oxide catalyst. The amounts of bio-oil products at 550 °C with a variation of the quantity of catalyst 5-30% for Ni-oxides, silica-alumina, and Fe-oxides are respectively in the range of 18.86 - 23.38; 11.53 - 18.41, and 14.67 - 27 wt.%. It can conclude that the highest yield of bio-oil obtained by the use of a Fe-oxide catalyst, followed by Ni-oxide and the least was by silica-alumina.

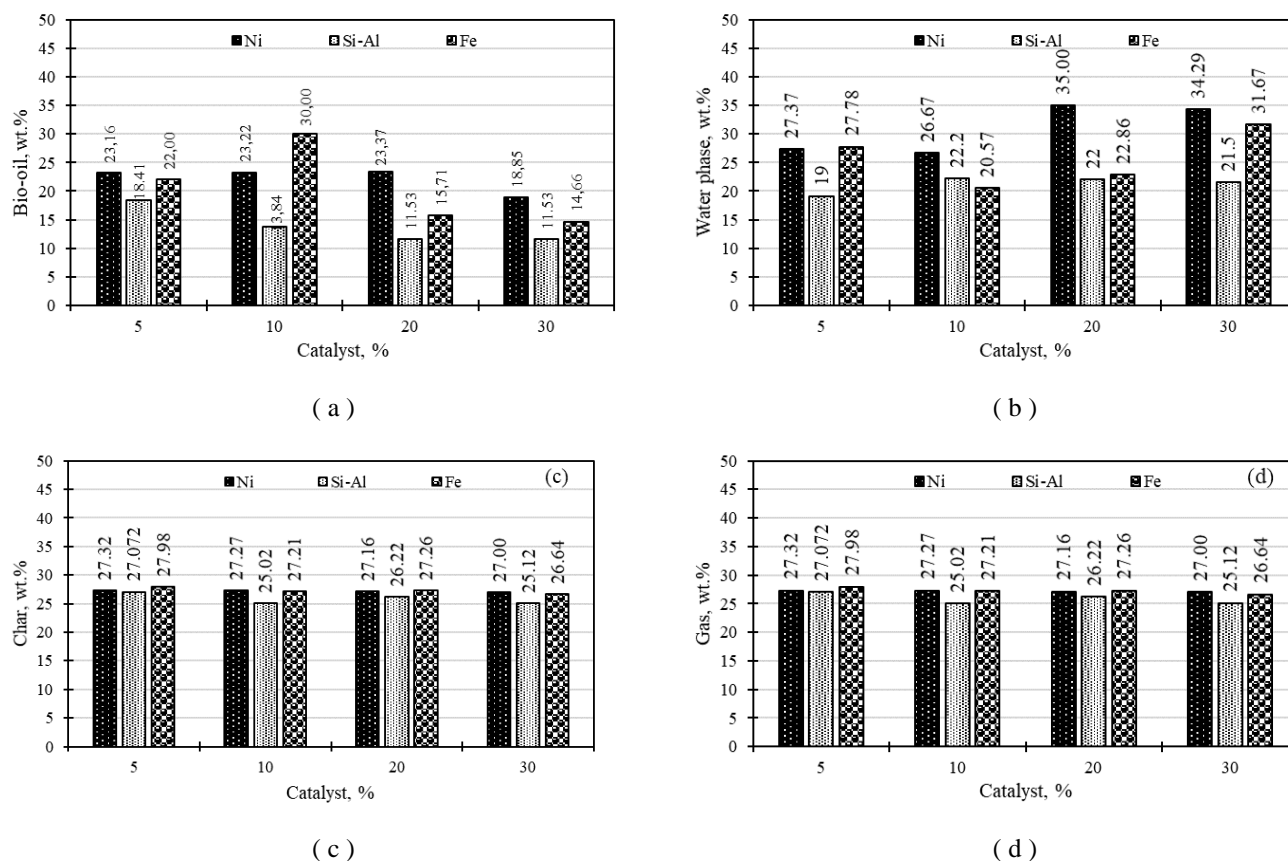


Fig 6. The effects of catalyst (Ni oxides, silica-alumina, and Fe oxides) on product yields at 550°C: (a) Bio-oil; (b) Water phase; (c) Char and (d) Gas

The yield of the water phase in various types and amounts of catalyst can be seen in Figure 6 (b), the yield of the water phase for multiple types of catalysts at the same amount is significantly different. The range of water phase yields with catalysts Ni-oxides, silica-alumina, and Fe-oxides for the amount of catalyst 5-30% is 26.67 - 35, respectively; 19 - 22.2 and 20.57 - 31.67 wt.%. This difference in yield can be due to the water content in the SPR sample and the reactions of water formation during pyrolysis. The use of catalysts can increase the dehydration reaction, which produces a certain amount of water [38]-[42]

From Figure 6(c) and (d), it can see that the char and gas yield in the use of various types and amounts of catalyst, the yield of char and gas is relatively the same. For the yield of char produced in the use of Ni-oxide catalysts, silica-alumina, and Fe-oxide, the amounts are 27 - 27.32%; 25.02 - 27.07% and 26.64 - 28 %, Meanwhile, for gases, the measures are respectively 14.47 - 22.84%; 35.52 - 41.85% and 22.24 - 34.17 wt.%. The most gas produced is in pyrolysis using a silica-alumina catalyst, the next is Fe-oxide, and the least one is with Ni-oxide catalyst. According to [33], the Ni-oxide has effected on the activation energy.

Pyrolysis conversion can achieve by using various types and amounts of catalysts is presented in Figure 7. From this figure, it can see that the more catalyst used, the higher the conversion. Pyrolysis use Ni-oxide, silica-alumina, and Fe-oxide catalysts in the amount of 5 - 30% obtained in the range of 45.36 - 46.11%; 45.86 - 49.76% and 44.04 -

46.72%. The highest conversion is achieved in the pyrolysis of silica-alumina catalysts, followed by Ni-oxides and Fe-oxides with almost the same range.

4. Conclusion

The maximum pyrolysis yield in the non-catalytic pyrolysis is 27.34 wt.% at a maximum temperature of 550°C. Then yield dropped at 27.02 wt.% as the temperature increase in the temperature of 600°C. In the temperature ranging from 300 to 600°C, the yield of the water phase, char, and gas was 16.6 - 19.04 wt.%; 27.92 - 49.86 wt.% and 25.02 - 42.10 wt.%. The pyrolysis conversion will increase from 50.15 to 72.08 wt.% as the pyrolysis temperature increases.

Pyrolysis with the catalyst conducted at 550°C using various catalysts (Ni-oxides, silica-alumina, and Fe-oxides), and the amount of catalyst was 5 - 30 wt. %. The highest yield of bio-oil was found from the use of Fe-oxide catalysts in the range of 14.67 - 27 wt.%, followed by Ni-oxide of 18.86 - 23.38 wt.% and the lowest by silica-alumina of 11.53 - 18.41 wt.%. The water phase yield was significantly different from each catalyst. The range of water phase yields with catalysts Ni-oxides, silica-alumina, and Fe-oxides for the amount of catalyst 5-30% are 26.67 - 35 wt.%; 19 - 22.2 wt.% and 20.57 - 31.67 wt.% respectively.

The char and gas yield was relatively similar. The yield of char produced in the use of Ni-oxide catalysts, silica-

alumina, and Fe-oxide was 27 - 27.32 wt.%; 25.02 - 27.07 wt.% and 26.64 - 28 wt.% respectively. While gases yields were 14.47 - 22.84 wt.%; 35.52 - 41.85 wt.% and 22.24 - 34.17 wt.% respectively. Most of the gas produced was in the use of silica-alumina catalyst, then Fe-oxide, and Ni-oxide catalyst.

The more amount of catalyst used, the higher the conversion. Conversions with Ni-oxide, silica-alumina, and Fe-oxide catalysts are in the range of 45.3 - 46.11 wt.%; 45.86 - 49.76 wt.% and 44.04 - 46.72 wt.%. The highest conversion obtained using silica-alumina catalysts, followed by Ni-oxides and Fe-oxides with almost the same range.

Acknowledgments

Researchers would like to thank research funding assistance through the Internal Grant Compete Research Scheme through the Research and Community Service Institute of Universitas Ahmad Dahlan, Yogyakarta.


References

- [1] H. Anggorowati, S. Jamilatun, B. Rochim, Cahyono, and A. Budiman, "Effect of Hydrochloric acid concentration on the conversion of sugarcane bagasse to Levulinic acid", In: IOP Conference Series: Materials Science and Engineering, 299, 012092, 7 February 2018.
- [2] F. Banda, D. Giudici, S. Quegan, and K. Scipal, "The Retrieval Concept of the Biomass Forest Biomass Prototype Processor", Published in: IGARSS 2018 - 2018 IEEE International Geoscience and Remote Sensing Symposium- IEEE Conference Publication, 05 November 2018, DOI: 10.1109/IGARSS.2018.8518434.
- [3] F. Wieland, H. Gueldner, and O. R. Hild, "Renewable energy and lightings - logically or artificially", International Conference on Renewable Energy Research and Applications (ICRERA), Nagasaki, pp. 1-5, doi:10.1109/ICRERA.2012.6477351. 11-14 November 2012.
- [4] M. Oku, T. Sakoda, N. Hayashi, and D. Tashima, "Basic characteristics of a heat and electricity combined generation system using biomass fuel," International Conference on Renewable Energy Research and Application (ICRERA), Milwaukee, WI, 2014, pp. 222-228; doi:10.1109/ICRERA.2014.7016560. 19-22 Oktober 2014.
- [5] M. Aziz, T. Oda, and T. Kashiwagi, "Novel power generation from microalgae: Application of different gasification technologies," International Conference on Renewable Energy Research and Applications (ICRERA), Palermo, pp. 745-749; doi: 10.1109/ICRERA.2015.7418510. 22-25 November 2015.
- [6] M. Aziz, T. Oda, T. Mitani, A. Uetsuji, and T. Kashiwagi, "Combined hydrogen production and power generation from microalgae," International Conference on Renewable Energy Research and Applications (ICRERA), Palermo, pp. 923-927; doi:10.1109/ICRERA.7418544. 22-25 November 2015.
- [7] E.K. Çoban, C. Gençoğlu, D. Kirman, O. Pinar, D. Kazan, and A.A. Sayar, "Assessment of the effects of medium composition on growth, lipid accumulation and lipid profile of *Chlorella vulgaris* as a biodiesel feedstock," International Conference on Renewable Energy Research and Applications (ICRERA), Palermo, pp. 793-796; doi: 10.1109/ICRERA.7418521. 22-25 November 2015.
- [8] K. Shi, S. Shao, Q. Huang, X. Liang, L. Jiang, and Y. Li, "Review of catalytic pyrolysis of biomass for bio-oil", Published in: 2011 International Conference on Materials for Renewable Energy & Environment-IEEE Conference Publication, pp. 317-321, 27 June 2011 DOI: 10.1109/ICMREE.2011.5930821.
- [9] K.E. Okedu, and M. Al-Hashmi, "Assessment of the Cost of various Renewable Energy Systems to Provide Power for a Small Community: Case of Bukha, Oman", International Journal of Smart Grid- ijSmartGrid, Vol.2, No.3, pp. 172-182, September 2018.
- [10] S. Jamilatun, Budhijanto, Rochmadi, A. Yuliestyan, H. Hadiyanto, and A. Budiman, "Comparative analysis between pyrolysis products of *Spirulina platensis* biomass and its residues," *Int. J. Renew. Energy Dev.*, vol. 8, no. 2, pp. 133-140, 2019.
- [11] N.B.D. Thi, C.Y. Lin, and G. Kumar, "Electricity generation comparison of food waste-based bioenergy with wind and solar powers: A mini-review," *Sustain. Environ. Res.*, vol. 26, no. 5, pp. 197-202, 2016.
- [12] H. Zhang, H. Lin, W. Wang, Y. Zheng, and P. Hu, "Hydroprocessing of waste cooking oil over a dispersed nanocatalyst: Kinetics study and temperature effect," *Appl. Catal. B Environ.*, vol. 150-151, pp. 238-248, 2014.
- [13] K. Ahmadou, M. Fujiwara, Y. Nakamura, K. Sato, H. Takami, K. Ahmadou, M. Fujiwara, Y. Nakamura, K. Sato, and H. Takami, "ILQ Optimal Voltage Control for Biomass Free-Piston Stirling Engine Generator System", International Journal of Smart Grid- ijSmartGrid, Vol.4, No.1, pp. 38-43, March 2020.
- [14] I. Mufandi, W. Treede, P. Singbua, and R. Suntivarakorn, "The Comparison of Bio-oil Production from Sugarcane Trash, Napier Grass, and Rubber Tree in The Circulating Fluidized Bed Reactor," *Eng. Manag. J.*, no. 4557, pp. 4557-4563, 2020.
- [14] A. Pattiya and S. Suttibak, "Fast pyrolysis of sugarcane residues in a fluidized bed reactor with a hot vapor filter," *J. Energy Inst.*, vol. 90, no. 1, pp. 110-119, 2017.
- [16] A.L. Ido, M.D.G. de Luna, D.C. Ong, and S.C. Capareda, "Upgrading of *Scenedesmus obliquus* oil to high-quality liquid-phase biofuel by nickel-impregnated

- biochar catalyst", *Journal of Cleaner Production*, vol. 209, no.1, pp. 1052-1060, 2019.
- [17] Y. Rahib, A. Elorf, B. Sarh, S. Bonnamy, J. Chaoufi, and M. Ezahri, "Experimental Analysis on Thermal Characteristics of Argan Nut Shell (ANS) Biomass as a Green Energy Resource", *Int. J. Renew. Energy Res.*, Vol.9, No.4, pp. 1606-1615, 2019.
- [18] S. Jamilatun, Budhijanto, Rochmadi, A. Yuliestyan, and A. Budiman, "Valuable chemicals derived from pyrolysis liquid products of *Spirulina platensis* residue," *Indones. J. Chem.*, vol. 19, no. 3, pp. 703–711, 2019.
- [19] X.J. Lee, H.C. Ong, Y.Y. Gan, W-H. Chen, T.M.I. Mahlia, "State of art review on conventional and advanced pyrolysis of macroalgae T and microalgae for biochar, bio-oil and bio-syngas production", *Energ. Convers. Manage.*, vol. 210, (2020), 112707.
- [20] R. Piloto-Rodríguez, Y. Sánchez-Borroto, E.A. Melo-Espinosa, and S. Verhelst, "Assessment of diesel engine performance when fueled with biodiesel from algae and microalgae: An overview," *Renew. Sustain. Energy Rev.*, vol. 69, pp. 833–842, 2017.
- [21] K. Chaiwong, T. Kiatsiriroat, N. Vorayos, and C. Thararax, "Study of bio-oil and bio-char production from algae by slow pyrolysis," *Biomass and Bioenergy*, vol. 56, pp. 600–606, 2013.
- [22] S. Jamilatun, Budhijanto, Rochmadi, and A. Budiman, "Thermal decomposition and kinetic studies of pyrolysis of *Spirulina platensis* residue," *Int. J. Renew. Energy Dev.*, vol. 6, no. 3, pp. 193–201, 2017.
- [23] S. Jamilatun, Budhijanto, Rochmadi, A. Yuliestyan, and A. Budiman, "Effect Of Grain Size, Temperature And Catalyst Amount On Pyrolysis Products Of *Spirulina platensis* Residue (Spr)," *Int. J. Technol.*, vol. 10, no. 3, pp. 541–550, 2019.
- [24] T. Suganya, M. Varman, H.H. Masjuki, and S. Renganathan, "Macroalgae and microalgae as a potential source for commercial applications along with biofuels production: A biorefinery approach," *Renew. Sustain. Energy Rev.*, vol. 55, pp. 909–941, 2016.
- [25] N. Zhao, Y. Jiang, M. Alvarado-Morales, L. Treu, I. Angelidaki, and Y. Zhang, "Electricity generation and microbial communities in a microbial fuel cell, powered by macroalgal biomass," *Bioelectrochemistry*, vol. 123, pp. 145–149, 2018.
- [26] F. Sotoudehniakarani, A. Alayat, and A. G. McDonald, "Characterization and comparison of pyrolysis products from fast pyrolysis of commercial *Chlorella Vulgaris* and cultivated microalgae," *J. Anal. Appl. Pyrol.*, vol. 139, pp. 258–273, 2019.
- [27] Q-V. Bach, and W-H. Chen, Pyrolysis characteristics and kinetics of microalgae via thermogravimetric analysis (TGA): A state-of-the-art review, *Bioresour. Technol.*, vol. 246, pp. 88–100, 2017.
- [28] Y. Xu, Y. Hu, Y. Peng, Y. Yao, Y. Dong, B. Yang, and R. Song, "Catalytic pyrolysis and liquefaction behavior of microalgae for bio-oil production," *Bioresour. Technol.*, vol. 300, 122665, 2020.
- [29] P. Basu, "Biomassa gasification and pyrolysis practical design and theory", Elsevier, The Boulevard, Langford Lane Kidlington, Oxford, UK, pp. 77-82, 2010.
- [30] Z. Yu, M. Dai, M. Huang, S. Fang, J. Xu, Y. Lin, and X. Ma, "Catalytic characteristics of the fast pyrolysis of microalgae over oil shale: analytical Py-GC/MS study" *Renew. Energy*, vol. 125, pp. 465–471, 2018.
- [31] Y.L. Tan, A.Z. Abdullah, and B.H. Hameed, "Catalytic fast pyrolysis of durian rind using silica-alumina catalyst: Effects of pyrolysis parameter", *Bioresour. Technol.*, 264, 198–205, 2018.
- [32] S. Jamilatun., A. Budiman, Anggorowati, H. Yuliestyan, A. Surya Pradana, Y. Budhijanto, and Rochmadi, "Ex-Situ Catalytic Upgrading of *Spirulina platensis* residue oil using silica alumina catalyst", *Int. J. Renew. Energy Res.* Vol. 9, No. 4, pp. 1733–1740, 2019.
- [33] A. Soria-verdugo, E. Goos, A. Morato-godino, N. García-hernando, and U. Riedel, "Pyrolysis of biofuels of the future: Sewage sludge and microalgae – Thermogravimetric analysis and modeling of the pyrolysis under different temperature conditions," *Energ. Convers. Manag.*, vol. 138, pp. 261–272, 2017.
- [34] A. Soria-verdugo, E. Goos, N. García-hernando, and U. Riedel, "Analyzing the pyrolysis kinetics of several microalgae species by various differential and integral iso-conversional kinetic methods and the Distributed Activation Energy Model," *Algal Res.*, vol. 32, pp. 11–29, 2018.
- [35] M. Gogoi, K. Konwari, N. Bhuyan, R.C. Borah, A.C. Kalita, H.P. Nath, and N. Saikia, "Assessments of pyrolysis kinetics and mechanisms of biomass residues using Thermogravimetry," *Bioresour. Technol. Reports*, vol. 4, pp. 40–49, 2018.
- [36] Z. Wang, Y. Jiang, F. Jin, C. Stampfl, M. A. Baiker, J. Huang, "Strongly enhanced acidity and activity of amorphous silica–alumina by formation of pentacoordinated AlV species," *J. Catal.*, vol. 372, pp. 1–7, 2019, doi: 10.1016/j.jcat.2019.02.007.
- [37] H. Yang, G. Ji, P. T. Clough, X. Xu, and M. Zhao, "Kinetics of catalytic biomass pyrolysis using Ni-based functional materials," *Fuel Process. Technol.*, vol. 195, pp. 1-9, 106145, 2019.
- [38] M. Sharifzadeh, M. Sadeqzadeh, M. Guo, T.N. Borhani N.V.S.N. Murthy Konda, and MC. Garcia, "The multi-scale challenges of biomass fast pyrolysis and bio-oil up-

- grading: Review of the state of art and future research directions”, *Prog Energy Combust Sci*, vol. 71, pp. 1–80. 2019.
- [39] X. Zhang, K. Rajagopalan, H. Lei, R. Ruan, and B.K. Sharma, “An overview of a novel concept in biomass pyrolysis: microwave irradiation”, *Sustainable Energy Fuels*, vol. 1, no. 8, pp.1664–1699, 2018.
- [40] K. Azizi, M. Keshavarz Moraveji, H. Abedini, and Najafabadi,”A review on bio-fuel pro-duction from microalgal biomass by using pyrolysis method. *Renew Sustain Energy Rev*, vol. 82, pp. 3046–3059, 2018.
- [41] G. Kumar, S. Shobana, W-H. Chen, Q-V. Bach S-H. Kim, A.E. Atabani, “A review of thermochemical conversion of microalgal biomass for biofuels: chemistry and processes”, *Green Chem*, vol. 19, no. 1, pp. 44–67, 2017.
- [42] L.A. Andrade, F.R.X. Batista, T.S. Lira, M.A.S. Barrozo, and L.G.M., Vieira, “Characterization and product formation during the catalytic and non-catalytic pyrolysis of the green microalgae *Chlamydomonas reinhardtii*”, *Renewable Energy*, vol. 119, pp. 731–40., 2018.

LAMPIRAN 6



International Journal of Renewable Energy Research-IJRER

[HOME](#)
[ABOUT](#)
[USER HOME](#)
[SEARCH](#)
[CURRENT](#)
[ARCHIVES](#)
[ANNOUNCEMENTS](#)

[Home](#) > [User](#) > [Author](#) > [Submissions](#) > #10642 > [Review](#)

#10642 Review

[SUMMARY](#)
[REVIEW](#)
[EDITING](#)

Submission

| | |
|---------|---|
| Authors | Siti jamilatun, Ilham Mufandi, Rachma Tia Evitasari, Arief Budiman |
| Title | Effects of Temperature and Catalyst on The Yield of Bio-oil during The Pyrolysis of Spirulina Platensis Residue |
| Section | Articles |
| Editor | Ilhami COLAK |

Peer Review

Round 1

| | |
|----------------|--|
| Review Version | 10642-34881-1-RV.DOC 2020-03-14 |
| Initiated | 2020-03-18 |
| Last modified | 2020-04-08 |
| Uploaded file | Reviewer A 10642-34970-1-RV.DOC 2020-03-20 Reviewer B 10642-35188-1-RV.DOC 2020-04-08 |

Editor Decision

| | |
|-----------------------|---|
| Decision | Accept Submission 2020-04-08 |
| Notify Editor | Editor/Author Email Record 2020-04-08 |
| Editor Version | 10642-34882-1-ED.DOC 2020-03-14 10642-34882-2-ED.DOC 2020-05-25 10642-34882-3-ED.DOC 2020-05-26 10642-35184-1-ED.DOC 2020-04-08 DELETE 10642-35184-2-ED.DOC 2020-04-09 DELETE 10642-35184-3-ED.DOC 2020-04-13 DELETE 10642-35184-4-ED.DOC 2020-05-26 DELETE |
| Upload Author Version | <input type="button" value="Choose File"/> No file chosen <input type="button" value="Upload"/> |

Online ISSN: 1309-0127

Publisher: Gazi University

IJRER is cited in SCOPUS, EBSCO, WEB of SCIENCE (Clarivate Analytics);

USER

You are logged in as...

[1siti_jamilatun1](#)

- [My Profile](#)
- [Log Out](#)

AUTHOR

Submissions

- [Active \(1\)](#)
- [Archive \(6\)](#)
- [New Submission](#)

NOTIFICATIONS

- [View \(72 new\)](#)
- [Manage](#)

JOURNAL CONTENT

Search

Search Scope

All

Browse

- [By Issue](#)
- [By Author](#)
- [By Title](#)

FONT SIZE


[A](#) [A](#) [A](#)

INFORMATION

- [For Readers](#)
- [For Authors](#)
- [For Librarians](#)

[Journal Help](#)

LAMPIRAN 7



International Journal of Renewable Energy Research-IJRER

[HOME](#) [ABOUT](#) [USER HOME](#) [SEARCH](#) [CURRENT](#) [ARCHIVES](#) [ANNOUNCEMENTS](#)

Home > Vol 10, No 2 (2020) > **jamilatun**

Effects of Temperature and Catalyst on The Yield of Bio-oil during The Pyrolysis of Spirulina Platensis Residue

Siti JAMILATUN, Ilham MUFANDI, Rachma Tia EVITASARI, Arief BUDIMAN

Abstract

Spirulina platensis (SP) is an aquatic biomass potentially grown as an energy source in the future. Extracting algae oil from SP extraction will leave solid residue called *Spirulina platensis* residue (SPR). In this study, SPR was processed through pyrolysis process, both catalytic and non-catalytic. The use of the catalyst in the SPR pyrolysis process can affect pyrolysis product composition. This study focused on the effects of different catalysts on the yield of bio-oil obtained from pyrolysis process. Pyrolysis experiments were conducted at a temperature range of 300 °C- 600 °C using three different catalysts: Ni oxide, Fe oxide, and silica-alumina. Catalytic pyrolysis was conducted at 550 °C in various amounts of 5-30% for each catalyst. The effect of temperature on SPR catalytic and non-catalytic pyrolysis was studied. The result shows that the optimum yield of non-catalytic pyrolysis was 27.34 wt.% at 550°C. The yield of bio-oil with in catalytic pyrolysis indicates that the maximum pyrolysis oil was obtained using Fe oxide as catalyst with 30.00 wt.% bio-oil, followed with 23.37 wt.% using Ni oxide catalyst, and 18.41 wt.% using silica-alumina catalyst. The water phase yield for each catalyst was relatively different for every catalyst in various amount ranging from 5-30%. Char and gas yields were almost the same for each type of catalyst in all amount variations. The highest gas yield produced was using silica-alumina catalyst, followed by Fe oxide and Ni oxide catalyst. The SPR catalytic pyrolysis process improves the bio-oil yield with the increasing of the bio-oil yield 2.66 wt.% compared to the SPR non-catalytic pyrolysis.

Keywords

Spirulina platensis residue, Fe oxide, Ni oxide, silica-alumina

Full Text:
[PDF](#)

References

Anggorowati, H., Jamilatun, S., Rochim, B., Cahyono, Budiman, A., 2018, Effect of Hydrochloric acid concentration on the conversion of sugarcane bagasse to Levulinic acid. In: IOP Conference Series: Materials Science and Engineering. 299, 012092.

R. C. Saxena, D. K. Adhikari, and H. B. Goyal, "Biomass-based energy fuel through biochemical routes: A review," *Renew. Sustain. Energy Rev.*, vol. 13, no. 1, pp. 167-178, 2009.

H. B. Goyal, D. Seal, and R. C. Saxena, "Bio-fuels from thermochemical conversion of renewable resources: A review," *Renew. Sustain. Energy Rev.*, vol. 12, no. 2, pp. 504-517, 2008.

A. Kumar, K. Kumar, N. Kaushik, S. Sharma, and S. Mishra, "Renewable energy in India: Current status and future potentials," *Renew. Sustain. Energy Rev.*, vol. 14, no. 8, pp. 2434-2442, 2010.

S. Jamilatun, Budhijanto, Rochmadi, A. Yuliestyan, H. Hadiyanto, and A. Budiman, "Comparative analysis between pyrolysis products of Spirulina platensis biomass and its residues," *Int. J. Renew. Energy Dev.*, vol. 8, no. 2, pp. 133-140, 2019.

N. B. D. Thi, C. Y. Lin, and G. Kumar, "Electricity generation comparison of food waste-based bioenergy with wind and solar powers: A mini-review," *Sustain. Environ. Res.*, vol. 26, no. 5, pp. 197-202, 2016.

H. Zhang, H. Lin, W. Wang, Y. Zheng, and P. Hu, "Hydroprocessing of waste cooking oil over a dispersed nanocatalyst: Kinetics study and temperature effect," *Appl. Catal. B Environ.*, vol. 150, pp. 150-151, 2016.

USER

You are logged in as...
Isiti_jamilatun1

- [My Profile](#)
- [Log Out](#)

NOTIFICATIONS

[View \(72 new\)](#)

- [Manage](#)

JOURNAL CONTENT

Search

Search Scope

All

Search

Browse

[By Issue](#)

[By Author](#)

[By Title](#)

FONT SIZE

INFORMATION

[For Readers](#)

[For Authors](#)

[For Librarians](#)

[Journal Help](#)

10642-34882-2-E...doc LAMPIRAN 10-Co...pdf Copyright Transfer...pdf 69439-252892-4-...docx LAMPIRAN 8-HASI...pdf AJChE_TURNITIN.pdf LAMPIRAN 7-The...pdf Show all

Type here to search 96°F Partly sunny 7:34 05/07/2022

Effects of Temperature and Catalysts on the Yield of Bio-oil During the Pyrolysis of *Spirulina platensis* Residue

Siti Jamilatun *, Ilham Mufandi **, Rachma Tia Evitasari*, Arief Budiman ***†

*Department of Chemical Engineering, Faculty of Industrial Technology, Universitas Ahmad Dahlan, Indonesia, 55166

** Department of Mechanical Engineering, Faculty of Engineering, Khon Kaen University, Thailand, 40002

*** Department of Chemical Engineering, Faculty of Engineering, Universitas Gadjah Mada, Indonesia, 55284

(sitijamilatun@che.uad.ac.id, ilhammufandi@kkumail.com, rachma.evitasari@che.uad.ac.id, abudiman@ugm.ac.id)

† Arief Budiman; Department of Chemical Engineering, Faculty of Engineering, Universitas Gadjah Mada, Indonesia, 55284
Tel/Fax: +62 274 902170, abudiman@ugm.ac.id

Received: 12.03.2020 Accepted: 08.04.2020

Abstract- *Spirulina platensis* (SP) is aquatic biomass potentially grown as an energy source in the future. Extracting algae oil from SP will leave solid residue called *Spirulina platensis* residue (SPR). In this study, SPR processed by the pyrolysis process, both catalytic and non-catalytic. This study focused on the effects of different catalysts on the yield of bio-oil obtained from the pyrolysis process. Pyrolysis experiments conducted at a temperature range of 300 – 600°C using three different catalysts: Ni-oxide, Fe-oxide, and silica-alumina, and performed at 550°C in various amounts of 5%-30 wt. % for each catalyst. The effect of temperature on SPR catalytic and non-catalytic pyrolysis was studied. The result shows that the optimum yield of non-catalytic pyrolysis was 27.34 wt.% at 550°C. The yield of bio-oil within catalytic pyrolysis indicates that the maximum pyrolysis oil obtained using Fe-oxide as catalyst with 30.00 wt.% bio-oil, followed with 23.37 wt.% using Ni-oxide catalyst, and 18.41 wt.% using silica-alumina catalyst. The water phase yield for each catalyst was relatively different for every catalyst in various amounts ranging from 5 - 30%. Char and gas yields were almost the same for each type of catalyst in all amount variations. The highest gas yield produced was using the silica-alumina catalyst, followed by Fe-oxide and Ni-oxide catalyst. The SPR catalytic pyrolysis process improves the bio-oil yield with the increasing of the bio-oil yield 2.66 wt.% compared to the SPR non-catalytic pyrolysis.

Keywords: *Spirulina platensis* residue, Pyrolysis, Ni-oxide, Silica-alumina, Fe-oxide.

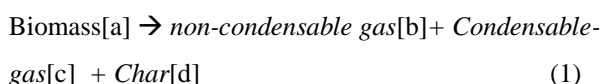
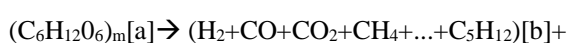
1. Introduction

Interest in the development of renewable energy is increasing along with the increasing world energy demand. The current energy source is still very dependent on fossil fuels, but it has limited resources and environmental problems such as global warming and air pollution. One of the abundant and quickly developed renewable energy sources is biomass, including wood, herbaceous plants, aquatic plants, and manure [1]–[8]. One of the biomass-derived from marine plants is microalgae. Biofuel from microalgae has several advantages, such as (i) high growth rates (up to 20 g of dried algae per m² per day), (ii) high yields per area, 15 times higher than oil palm [9], [10], (iii) high efficiency in absorbing CO₂ and solar energy conversion (8%) [6], (iv) no competition with agriculture and food [11]–[15]. Also, microalgae can grow in open waters (seas and ponds) and photo-bioreactors in non-agricultural land [16], [17].

Algae biomass contains three main components; they are carbohydrates, proteins, and natural oils (lipids). Nowadays, biodiesel from algae is produced by lipid extraction with organic solvents, such as hexane, followed by methanol trans-esterification using an essential catalyst [18]–[20]. Solid residues from this process contain minerals (up to 10%) that can be applied back to the algae growth cycle. However, the remaining 60% is a residue that not utilized, making it less economically attractive. Therefore, it is necessary to find a solution to the residual wastes, using the pyrolysis process to process this spirulina residue. The pyrolysis of microalgae [18], [19] and macro-algae [20], [21] produce hydrocarbons mixture, has shown to have the potential for large scale applications. Interestingly, Çoban et al (2015)[7] have demonstrated that pyrolysis of algae (*chlorella*) produces high bio-oil yields, above 40% at the temperature range of 300-500°C.

Microalgae conversion technologies to produce renewable energy can classify into four ways, biochemical conversion, thermochemical conversion, chemical reactions, and direct combustion or pyrolysis [22]-[24]. Microalgae with high lipid content are more suitable to be converted to biodiesel by chemical reaction (transesterification). In contrast, microalgae with low lipid content can treat by biochemistry or thermochemistry processes [23]. Pyrolysis is a thermochemical decomposition of biomass at a temperature range of 400-600 °C, taking place without the presence of oxygen so that the wood components broke down and produced three product forms: solid, liquid, and gas [22]-[24]. Pyrolysis technology is the most beneficial because the process is simple, does not require additives/solvents, operates at 400-600 °C and low pressure [25]. Pyrolysis produces fuel products and leaves no waste [25]-[28].

The chemical reaction of pyrolysis is [29]:



From Equation (1), biomass pyrolysis products are non-condensable gas (H_2 , CO , CO_2 , short-chain hydrocarbons such as CH_4 , C_2H_6 , C_2H_4 , C_3H_8 , and other gases such as NH_3 , NO_x , SO_2), condensable gas (H_2O , CH_3OH , CH_3COOH , etc.), and char. The condensed gas is a thick black liquid called bio-oil or pyrolysis oil, bio-crude oil, bio-fuel oil, wood liquid, wood oil, liquid smoke, wood distillates, or pyro-ligneous tar [28]-[30]. In bio-oil production, no waste produced because all of the raw materials converted into bio-oil and charcoal. At the same time, non-condensable gas returns to the process as an energy source [29], [30].

The effects of catalyst in pyrolysis process are (i) significantly decreases the biomass decomposition temperature, (ii) influences the reaction tissue, for example, deoxygenation which allows the increase of bio-oil yield by reducing oxygenate compounds, (iii) reduces polymerization to stabilize bio-oil, the reaction more effective, (iv) releasing more CO , CO_2 , and H_2O , and (v) increases coke formation [29]-[31].

This paper discussed the effects of temperature, type, and concentration of catalyst on the yield of bio-oil, the conversion, and the product composition. There are two types of catalysts used. The first one is an acid catalyst, silica-alumina, and the second type is a metal catalyst, Ni-oxide, and Fe-Oxide. This paper also compared pyrolysis performances between non-catalytic and catalytic pyrolysis. The concentration of catalyst used in pyrolysis was ranging from 5 - 30% wt. Pyrolysis carried out on fixed bed reactors at temperatures ranging from 300 to 600°C, the pressure of 1 atm, and the heating rate of 20 - 35°C / min.

2. Material and Method

2.1. *Spirulina Plantesis Residue (SPR)*

Dry *Spirulina platensis* residue (SPR) was obtained from *Spirulina platensis* (SP) solid residue extraction, while SP received from Nogotirto Algae Park, Yogyakarta, Indonesia. SPR samples were analyzed to obtain proximate value, the ultimate value, and high heating value (HHV). Proximate analysis carried out to receive a percentage of moisture content, ash, volatile matter, and fixed carbon. Ultimate study (C, H, O, N, and S with standard D-2361) conducted at Laboratorium Pengujian, Puslitbang Tekmira, Bandung (Testing Laboratory, Research Center Tekmira, Bandung). High Heating Value (HHV) was analyzed by bomb calorimeter at the Food and Agricultural Product Laboratory, Department of Agricultural Technology, and the Laboratory of Food and Nutrition of the Inter-University Center, UGM. The analyzed SPR composition was protein, carbohydrates, and proteins. Protein analysis used was the Kjeldahl method; the carbohydrates analysis used was the Anthrone method; lipids analysis used was the Soxhlet method.

2.2. Catalysts

There were three catalysts used in this experiment, Ni-oxide, and Fe-oxide, which were metal catalysts and silica-alumina, which is an acid catalyst. The alumina-silica catalyst was obtained from PT Pertamina Balongan in powder form, while Ni and Fe-oxide catalyst was from PT Pupuk Kujang, Cikampek, Indonesia. Each of the catalysts was analyzed by SEM and SEM-EDX (Scanning Electron Microscope – Energy Dispersive X-Ray) at Laboratorium Penelitian dan Pengujian Terpadu (LPPT) UGM (UGM Integrated Research and Testing Laboratory). SEM analysis performed to learn more about the shape and size of the catalyst particles. SEM-EDX analysis performed to identify the elemental composition of catalysts' materials.

2.3. Sample Preparations

The *Spirulina platensis* residue (SPR) obtained in wet conditions. The SPR was dried under the sun for three days to reduce water content, then cleaned of dirt and lumps of SPR beads. SPR stirred to homogenize the size distribution; then, it stored in a dry and closed place.

The silica-alumina catalyst made into the pellet-shaped catalyst. Pellets were prepared by mixing silica-alumina 95 wt.% with kaolin five wt.% and then adding distilled water. After the mixture was homogeneous, it molded into a pellet-shape with 4 mm in diameter and 6 mm in height. The pellet-shaped catalyst was dried in a furnace at 500°C for 2 hours and then cooled in a desiccator. In contrast, Ni and Fe-oxide catalysts were pellet-shaped catalysts that had the same size as silica-alumina.

2.4. Pyrolysis Experiment

2.4.1. Instrument

SPR microalgae pyrolysis experiment, both catalytic and non-catalytic reactions, were performed in a fixed-bed reactor with an inner diameter of 40 mm, the outer diameter of 44 mm, and a height of 600 mm. The reactor made of

stainless steel. The reactor equipped with a heater, with two cylinders, the first cylinder was for biomass SPR (R1), and the second cylinder was for silica-alumina (R2) catalyst. The pyrolysis gas produced from R1 directly flowed to the catalyst stack in R2. The reactor arrangement sees in Figure 1, and the diagram for the fixed-bed reactor system see in Figure 2.

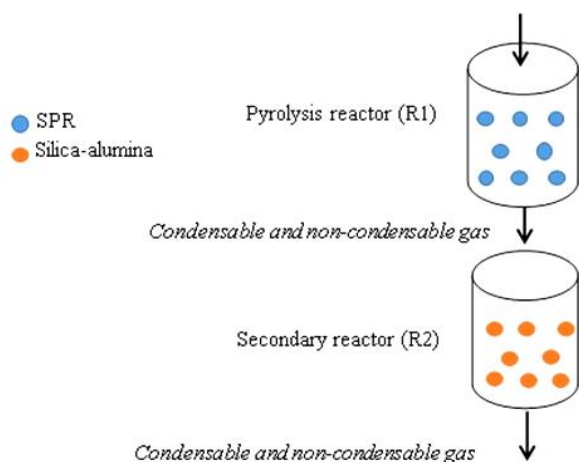


Fig. 1. Fixed-bed reactors arrangement [32]

2.4.2. Product Yield and Conversion Calculations

The total liquid or tar product (bio-oil and water phase), and gas were calculated by the equation [10], [23], [26], [32]:

$$Y_L = (W_L / W_M) \times 100\% \quad (2)$$

$$Y_{BO} = (W_{BO} / W_M) \times 100\% \quad (3)$$

$$Y_A = (W_A / W_M) \times 100\% = Y_L - Y_{BO} \quad (4)$$

$$Y_C = (W_C / W_M) \times 100\% \quad (5)$$

$$Y_G = 1 - (Y_L + Y_C) \quad (6)$$

The following equation calculated SPR pyrolysis conversion:

$$X = \frac{W_{BO} + W_A + W_G}{W_M} \times 100\% \quad (7)$$

In this case, Y_L , Y_A , Y_{BO} , Y_C , and Y_G notations are respectively, liquid product yields, water phase, bio-oil, char, and gas. In contrast, W_M , W_L , W_A , W_{BO} , and W_C are respectively the weight of the initial SPR, the yield of the liquid product, the water phase, bio-oil, and char.

2.4.3. Non-Catalytic Pyrolysis

Fifty grams of SPR was fed into reactor R1, tightly closed and heated. The R1 reactor was heated externally by an electric furnace, and the temperature-controlled by NiCr-Ni thermocouple placed outside of the reactor. The SPR samples heated with a heating rate in the range of 20 - 35°C/min from 30°C to the desired temperature (300 - 600°C). Then, the temperature was held constant for 1 hour. The temperature was

recorded every minute, and the heating rate and installed at the specified range. The pyrolysis gas was condensed, the liquid product came out, the condenser collected in the accumulator, and the produced gas was measured. The bio-oil and the water phase separated by decantation. After the experiment finished, the remaining char was taken and weighed. The yield of bio-oil, water phase, char, and gas was calculated by equation (2) - (6), while conversion calculated by equation (7). The experiment was repeated three times for each variable tested.

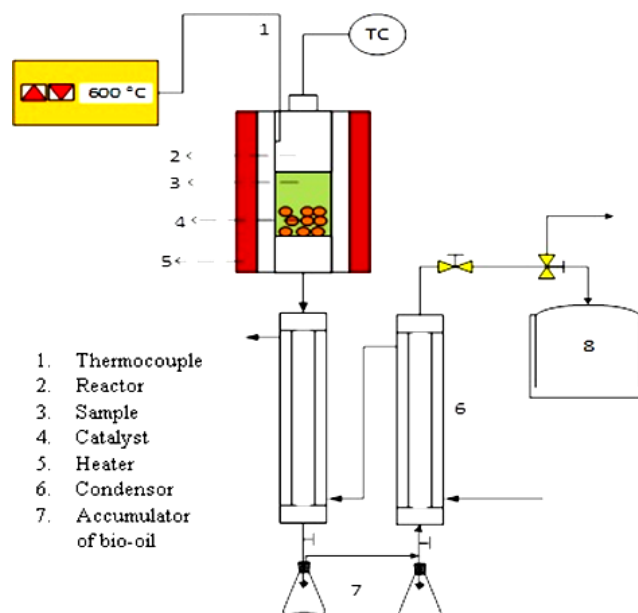


Fig. 2. The SPR pyrolysis system [32]

2.4.4. Catalytic Pyrolysis

Fifty grams of SPR fed into the reactor R1, and silica-alumina catalyst (5 - 30 wt.%) supplied in R2, then closed tightly and heated. The reactor heated externally by an electric furnace, and the temperature-controlled by a NiCr-Ni thermocouple placed outside of the reactor. The SPR sample heated with a heating rate in the range of 20-35°C/min from 30°C to 550°C; then, the temperature was held constant for 1 hour. The same method and equation as the non-catalytic pyrolysis used to calculate the yield of bio-oil, water phase, char, gas, and conversion to catalytic pyrolysis [32], [33]. The experiments repeated using the same method for each Ni-oxide and Fe-oxide catalysts.

3. Result and Discussion

3.1. Compositions of *Spirulina Plantesis Residue* (SPR)

Table 1 shows the results of the proximate analysis of the SPR. The proximate analysis performed to determine the weight percentage of moisture content, ash, volatile matter, and fixed carbon. The proximate analysis shows the highest rate of SPR is the volatile matter (68.31%) and leaves relatively low content of ash (8.93%).

Table 1 also shows the results of the ultimate analyses of the SPR feedstock. The ultimate analysis carried out to determine the weight percentage of elemental component,

carbon, nitrogen, hydrogen, and oxygen. The highest percentage was carbon (41.36%), followed by oxygen (35.33%), nitrogen (7.17%), and hydrogen (6.6%).

The high heating value of SPR found to be almost 18.21 MJ/kg. This result indicated that SP would be a better candidate if bio-energy production from renewable resources. The composition analysis shows that nearly half of the SPR composition is a protein (49.56%), followed by carbohydrates (38.51%), and a small amount of lipid (0.09%). This low lipid content in SPR is because the *Spirulina Plantesis* has been extracted and leaves this residue, which used in this experiment.

3.2. Characterization of Catalysts

Characterizations of catalysts were carried out by SEM and SEM-EDX analysis. The results presented in Table 2 and Figure 3. From Table 2, it can be seen that Ni-oxide consists of 4 components, they are O (46.01%), Al (34.39%), Ca (7.03%), and Ni (12.56%). Fe-oxide consists of 5 components, namely C (8.04%), O (28.75%), Cr (4.93%), Fe (56.64%) and Cu (1.64%). The silica-alumina consists of 4

components, namely C (8.41%), O (55.78%), Ca (24.64%) and Si (11.17%). Among the three types of catalysts, the most metal component is Fe at 56.64% in Fe-oxide catalysts with the addition of Cr 4.93% promoter.

Figure 3 explains the 10,000 times magnification of each catalyst. In Figure 3(a), macroscopically, the Ni-oxide catalyst is a fine gray powder. As for microscopically, each particle in Ni-oxide powder looks like a three-dimensional net with irregular size and shape of pores. It is structurally and thermally stable and has a large BET surface area (100 m²/g catalysts). Figure 3(b) is silica-alumina, it appears that SiO₂ mixed with Al₂O₃ in one grain, which is shown by transparent white granules such as glass and visible cavities in the catalyst with a pore surface area of 240.553 m²/g catalysts [32], [33]. As for Fe-oxide in Figure 3(c), from the results of 10,000 times magnification, they are not homogeneous. The presence of cluster groups suspected because of the magnetic nature of Fe₂O₃, so it tends to cluster. The color of Fe₂O₃ tends to be black; Cu is orange, while the intensity of Cr determined by the ligands attached to the center of Cr with a pore surface area of 1.963 m²/g catalysts.

Table 1. The proximate analysis of SPR

| The proximate analysis of SPR | | The ultimate analysis of SPR | | The composition analysis of SPR | |
|-------------------------------|-------|------------------------------|-------|---------------------------------|-------------|
| Properties | wt. % | Properties | wt. % | Properties | wt. % |
| Moisture | 9.99 | C | 41.36 | Lipids | 0.09 |
| Ash | 8.93 | H | 6.60 | Carbohydrates | 38.51 |
| Volatile matter | 68.31 | N | 7.17 | Proteins | 49.56 |
| Fixed carbon | 12.77 | O ^a | 35.33 | HHV | 18.21 MJ/kg |

^aOxygen calculated by the difference

Table 2. Specifications of catalysts with SEM-EDX

| Nickel oxide | | Ferro oxide | | Silica-alumina | |
|--------------|-------|-------------|-------|----------------|-------|
| Mass, % | | Mass, % | | Mass, % | |
| O | 46.01 | C | 8.04 | C | 8.41 |
| Al | 34.39 | O | 28.75 | O | 55.78 |
| Ca | 7.03 | Cr | 4.93 | Al | 24.64 |
| Ni | 12.56 | Fe | 56.64 | Si | 11.17 |
| | | Cu | 1.64 | | |

3.3. Non-catalytic Pyrolysis Result

The effects of temperature on non-catalytic pyrolysis see in Figure 4. The pyrolysis process was performed at a temperature from 300 to 660°C. The maximum pyrolysis oil obtained at a temperature of 550°C. The result shows that the maximum pyrolysis oil was 27.34 wt.%, then the pyrolysis oil drops of 27.02 wt.% slightly at a temperature of 600°C (27.02 wt.%). The water yield obtained ranging from 22.17 wt.% to 28.82 wt.%. Tar is a liquid product from the addition

of the bio-oil and water phase. The maximum tar yield obtained 56.16 wt.%. The char yield decreased significantly from 44.41 wt.% to 27.81 wt.% at temperatures of 300-600 °C. The gas yield was ranging from 14.57 wt.% to 24.88 wt.% at temperatures of 300 - 600°C.

The reduction of tar yield above the optimum temperature caused by secondary cracking (cracking, polymerization, condensation) reactions, the tar product in first cracking will partly decompose into gas so that the tar yield drops [34]-[36]. The amount of water in pyrolysis

products comes from the SPR (9.99% free water) and the reaction of water formation during pyrolysis (dehydration). According to [33]-[37], the average water content in tar in biomass was above 20 wt.%.

From equation 7, we can calculate the SPR pyrolysis conversion, i.e., the total weight of bio-oil, water phase, and gas divided by the initial weight of the SPR. Conversion of

SPR pyrolysis without catalyst at a temperature of 300-600°C can see in Figure 5. With the increase in pyrolysis temperature, the thermal decomposition of the SPR is more effective so that the weight of the SPR decreases, increasing conversion. Improvements in liquid and gas products indicated that the speed of the decomposition reaction rises as long as temperature increases.




Fig. 3. SEM analysis at magnification 10,000 times (a) Ni-oxide, (b) Silica-alumina, (c) Fe-oxide

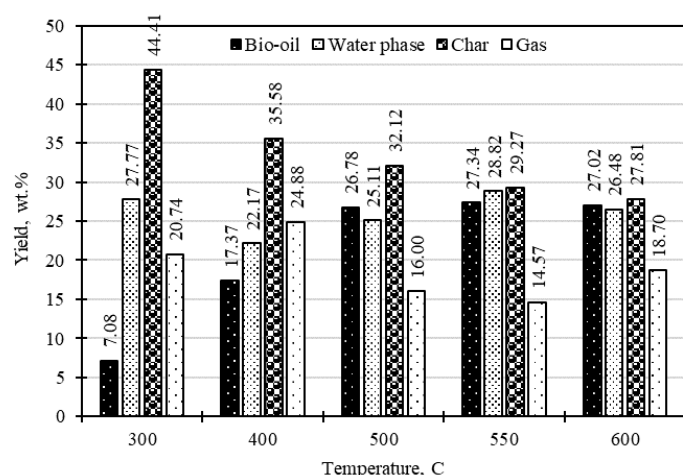


Fig. 4. The effects of temperature on the SPR non-catalytic pyrolysis yield

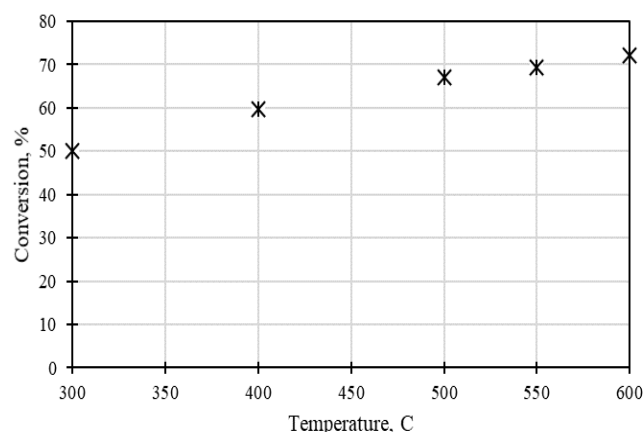


Fig. 5. The effects of temperature on conversion of the pyrolysis.

3.4. Catalytic Pyrolysis Result

The effects of catalyst on SPR pyrolysis using three types of catalyst: Ni-oxide, Fe-oxide, and silica-alumina with varying amounts of 5 - 30 wt.% at 550°C presented in Figure 5. At 550°C, the optimum temperature obtained in pyrolysis without a catalyst.

From Figure 6 (a), we can see the effects of the amount of catalyst on the yield of bio-oil products. Bio-oil mostly obtained from a 10% Fe-oxide catalyst. The amounts of bio-oil products at 550 °C with a variation of the quantity of catalyst 5-30% for Ni-oxides, silica-alumina, and Fe-oxides are respectively in the range of 18.86 - 23.38; 11.53 - 18.41, and 14.67 - 27 wt.%. It can conclude that the highest yield of bio-oil obtained by the use of a Fe-oxide catalyst, followed by Ni-oxide and the least was by silica-alumina.

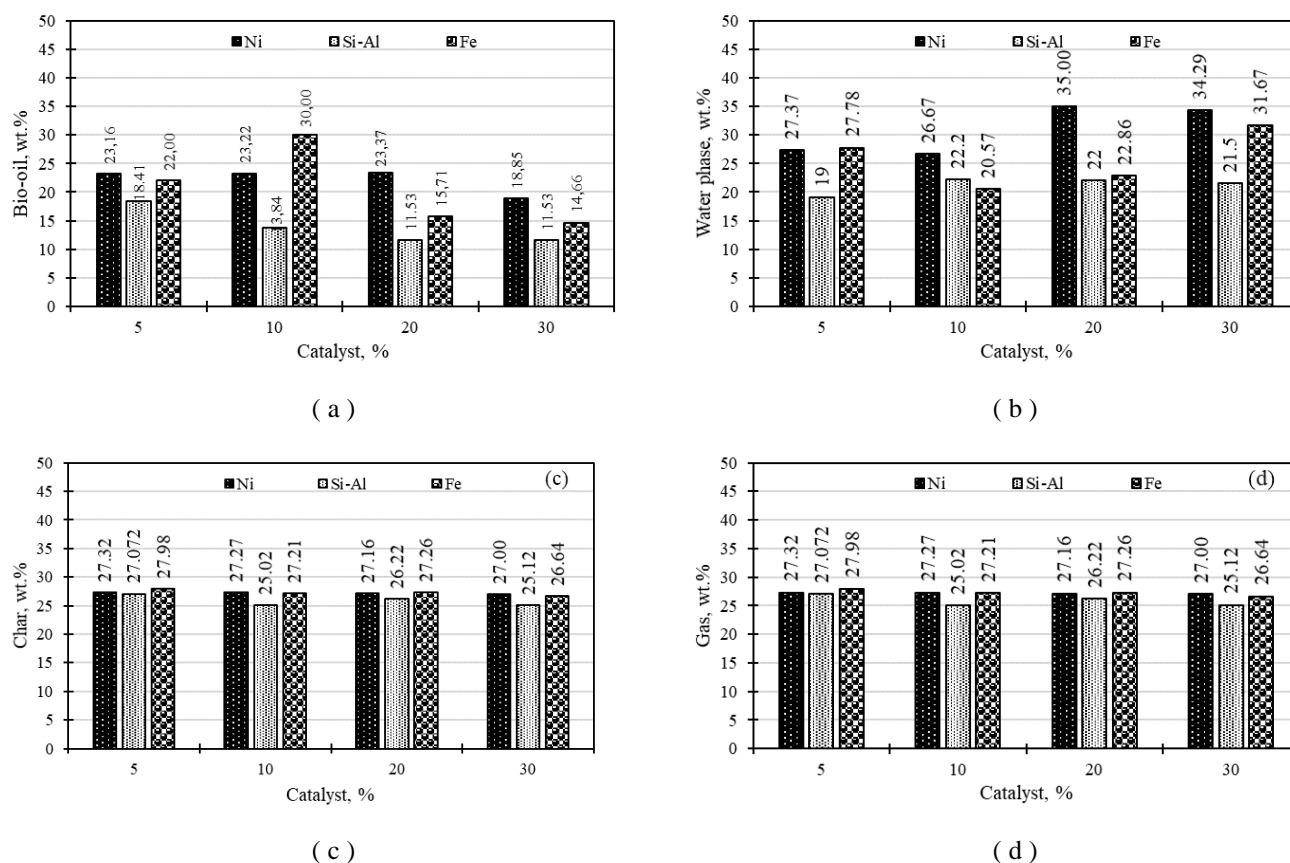


Fig. 6. The effects of catalyst (Ni oxides, silica-alumina, and Fe oxides) on product yields at 550°C: (a) Bio-oil; (b) Water phase; (c) Char and (d) Gas

The yield of the water phase in various types and amounts of catalyst can be seen in Figure 6 (b), the yield of the water phase for multiple types of catalysts at the same amount is significantly different. The range of water phase yields with catalysts Ni-oxides, silica-alumina, and Fe-oxides for the amount of catalyst 5-30% is 26.67 - 35, respectively; 19 - 22.2 and 20.57 - 31.67 wt.%. This difference in yield can be due to the water content in the SPR sample and the reactions of water formation during pyrolysis. The use of catalysts can increase the dehydration reaction, which produces a certain amount of water [38]-[42]

From Figure 6(c) and (d), it can see that the char and gas yield in the use of various types and amounts of catalyst, the yield of char and gas is relatively the same. For the yield of char produced in the use of Ni-oxide catalysts, silica-alumina, and Fe-oxide, the amounts are 27 - 27.32%; 25.02 - 27.07% and 26.64 - 28 %, Meanwhile, for gases, the measures are respectively 14.47 - 22.84%; 35.52 - 41.85% and 22.24 - 34.17 wt.%. The most gas produced is in pyrolysis using a silica-alumina catalyst, the next is Fe-oxide, and the least one is with Ni-oxide catalyst. According to [33], the Ni-oxide has effected on the activation energy.

Pyrolysis conversion can achieve by using various types and amounts of catalysts is presented in Figure 7. From this figure, it can see that the more catalyst used, the higher the conversion. Pyrolysis use Ni-oxide, silica-alumina, and Fe-oxide catalysts in the amount of 5 - 30% obtained in the range of 45.36 - 46.11%; 45.86 - 49.76% and 44.04 -

46.72%. The highest conversion is achieved in the pyrolysis of silica-alumina catalysts, followed by Ni-oxides and Fe-oxides with almost the same range.

4. Conclusion

The maximum pyrolysis yield in the non-catalytic pyrolysis is 27.34 wt.% at a maximum temperature of 550°C. Then yield dropped at 27.02 wt.% as the temperature increase in the temperature of 600°C. In the temperature ranging from 300 to 600°C, the yield of the water phase, char, and gas was 16.6 - 19.04 wt.%; 27.92 - 49.86 wt.% and 25.02 - 42.10 wt.%. The pyrolysis conversion will increase from 50.15 to 72.08 wt.% as the pyrolysis temperature increases.

Pyrolysis with the catalyst conducted at 550°C using various catalysts (Ni-oxides, silica-alumina, and Fe-oxides), and the amount of catalyst was 5 - 30 wt. %. The highest yield of bio-oil was found from the use of Fe-oxide catalysts in the range of 14.67 - 27 wt.%, followed by Ni-oxide of 18.86 - 23.38 wt.% and the lowest by silica-alumina of 11.53 - 18.41 wt.%. The water phase yield was significantly different from each catalyst. The range of water phase yields with catalysts Ni-oxides, silica-alumina, and Fe-oxides for the amount of catalyst 5-30% are 26.67 - 35 wt.%; 19 - 22.2 wt.% and 20.57 - 31.67 wt.% respectively.

The char and gas yield was relatively similar. The yield of char produced in the use of Ni-oxide catalysts, silica-

alumina, and Fe-oxide was 27 - 27.32 wt.%; 25.02 - 27.07 wt.% and 26.64 - 28 wt.% respectively. While gases yields were 14.47 - 22.84 wt.%; 35.52 - 41.85 wt.% and 22.24 - 34.17 wt.% respectively. Most of the gas produced was in the use of silica-alumina catalyst, then Fe-oxide, and Ni-oxide catalyst.

The more amount of catalyst used, the higher the conversion. Conversions with Ni-oxide, silica-alumina, and Fe-oxide catalysts are in the range of 45.3 - 46.11 wt.%; 45.86 - 49.76 wt.% and 44.04 - 46.72 wt.%. The highest conversion obtained using silica-alumina catalysts, followed by Ni-oxides and Fe-oxides with almost the same range.

Acknowledgments

Researchers would like to thank research funding assistance through the Internal Grant Compete Research Scheme through the Research and Community Service Institute of Universitas Ahmad Dahlan, Yogyakarta.

References

- [1] H. Anggorowati, S. Jamilatun, B. Rochim, Cahyono, and A. Budiman, "Effect of Hydrochloric acid concentration on the conversion of sugarcane bagasse to Levulinic acid", In: IOP Conference Series: Materials Science and Engineering. 299, 012092, 7 February 2018.
- [2] F. Banda, D. Giudici, S. Quegan, and K. Scipal, "The Retrieval Concept of the Biomass Forest Biomass Prototype Processor", Published in: IGARSS 2018 - 2018 IEEE International Geoscience and Remote Sensing Symposium- IEEE Conference Publication, 05 November 2018, DOI: 10.1109/IGARSS.2018.8518434.
- [3] F. Wieland, H. Gueldner, and O. R. Hild, "Renewable energy and lightings - logically or artificially", International Conference on Renewable Energy Research and Applications (ICRERA), Nagasaki, pp. 1-5, doi:10.1109/ICRERA.2012.6477351. 11-14 November 2012.
- [4] M. Oku, T. Sakoda, N. Hayashi, and D. Tashima, "Basic characteristics of a heat and electricity combined generation system using biomass fuel," International Conference on Renewable Energy Research and Application (ICRERA), Milwaukee, WI, 2014, pp. 222-228; doi:10.1109/ICRERA.2014.7016560. 19-22 Oktober 2014.
- [5] M. Aziz, T. Oda, and T. Kashiwagi, "Novel power generation from microalgae: Application of different gasification technologies," International Conference on Renewable Energy Research and Applications (ICRERA), Palermo, pp. 745-749; doi: 10.1109/ICRERA.2015.7418510. 22-25 November 2015.
- [6] M. Aziz, T. Oda, T. Mitani, A. Uetsuji, and T. Kashiwagi, "Combined hydrogen production and power generation from microalgae," International Conference on Renewable Energy Research and Applications (ICRERA), Palermo, pp. 923-927; doi:10.1109/ICRERA.7418544. 22-25 November 2015.
- [7] E.K. Çoban, C. Gençoğlu, D. Kirman, O. Pinar, D. Kazan, and A.A. Sayar, "Assessment of the effects of medium composition on growth, lipid accumulation and lipid profile of *Chlorella vulgaris* as a biodiesel feedstock," International Conference on Renewable Energy Research and Applications (ICRERA), Palermo, pp. 793-796; doi: 10.1109/ICRERA.7418521. 22-25 November 2015.
- [8] K. Shi, S. Shao, Q. Huang, X. Liang, L. Jiang, and Y. Li, "Review of catalytic pyrolysis of biomass for bio-oil", Published in: 2011 International Conference on Materials for Renewable Energy & Environment-IEEE Conference Publication, pp. 317-321, 27 June 2011 DOI: 10.1109/ICMREE.2011.5930821.
- [9] K.E. Okedu, and M. Al-Hashmi, "Assessment of the Cost of various Renewable Energy Systems to Provide Power for a Small Community: Case of Bukha, Oman", International Journal of Smart Grid- ijSmartGrid, Vol.2, No.3, pp. 172-182, September 2018.
- [10] S. Jamilatun, Budhijanto, Rochmadi, A. Yuliestyan, H. Hadiyanto, and A. Budiman, "Comparative analysis between pyrolysis products of *Spirulina platensis* biomass and its residues," *Int. J. Renew. Energy Dev.*, vol. 8, no. 2, pp. 133-140, 2019.
- [11] N.B.D. Thi, C.Y. Lin, and G. Kumar, "Electricity generation comparison of food waste-based bioenergy with wind and solar powers: A mini-review," *Sustain. Environ. Res.*, vol. 26, no. 5, pp. 197-202, 2016.
- [12] H. Zhang, H. Lin, W. Wang, Y. Zheng, and P. Hu, "Hydroprocessing of waste cooking oil over a dispersed nanocatalyst: Kinetics study and temperature effect," *Appl. Catal. B Environ.*, vol. 150-151, pp. 238-248, 2014.
- [13] K. Ahmadou, M. Fujiwara, Y. Nakamura, K. Sato, H. Takami, K. Ahmadou, M. Fujiwara, Y. Nakamura, K. Sato, and H. Takami, "ILQ Optimal Voltage Control for Biomass Free-Piston Stirling Engine Generator System", International Journal of Smart Grid- ijSmartGrid, Vol.4, No.1, pp. 38-43, March 2020.
- [14] I. Mufandi, W. Treede, P. Singbua, and R. Suntivarakorn, "The Comparison of Bio-oil Production from Sugarcane Trash, Napier Grass, and Rubber Tree in The Circulating Fluidized Bed Reactor," *Eng. Manag. J.*, no. 4557, pp. 4557-4563, 2020.
- [14] A. Pattiya and S. Suttibak, "Fast pyrolysis of sugarcane residues in a fluidized bed reactor with a hot vapor filter," *J. Energy Inst.*, vol. 90, no. 1, pp. 110-119, 2017.
- [16] A.L. Ido, M.D.G. de Luna, D.C. Ong, and S.C. Capareda, "Upgrading of *Scenedesmus obliquus* oil to high-quality liquid-phase biofuel by nickel-impregnated

- biochar catalyst", *Journal of Cleaner Production*, vol. 209, no.1, pp. 1052-1060, 2019.
- [17] Y. Rahib, A. Elorf, B. Sarh, S. Bonnamy, J. Chaoufi, and M. Ezahri, "Experimental Analysis on Thermal Characteristics of Argan Nut Shell (ANS) Biomass as a Green Energy Resource", *Int. J. Renew. Energy Res.*, Vol.9, No.4, pp. 1606-1615, 2019.
- [18] S. Jamilatun, Budhijanto, Rochmadi, A. Yuliestyan, and A. Budiman, "Valuable chemicals derived from pyrolysis liquid products of *Spirulina platensis* residue," *Indones. J. Chem.*, vol. 19, no. 3, pp. 703–711, 2019.
- [19] X.J. Lee, H.C. Ong, Y.Y. Gan, W-H. Chen, T.M.I. Mahlia, "State of art review on conventional and advanced pyrolysis of macroalgae T and microalgae for biochar, bio-oil and bio-syngas production", *Energ. Convers. Manage.*, vol. 210, (2020), 112707.
- [20] R. Piloto-Rodríguez, Y. Sánchez-Borroto, E.A. Melo-Espinosa, and S. Verhelst, "Assessment of diesel engine performance when fueled with biodiesel from algae and microalgae: An overview," *Renew. Sustain. Energy Rev.*, vol. 69, pp. 833–842, 2017.
- [21] K. Chaiwong, T. Kiatsiriroat, N. Vorayos, and C. Thararax, "Study of bio-oil and bio-char production from algae by slow pyrolysis," *Biomass and Bioenergy*, vol. 56, pp. 600–606, 2013.
- [22] S. Jamilatun, Budhijanto, Rochmadi, and A. Budiman, "Thermal decomposition and kinetic studies of pyrolysis of *Spirulina platensis* residue," *Int. J. Renew. Energy Dev.*, vol. 6, no. 3, pp. 193–201, 2017.
- [23] S. Jamilatun, Budhijanto, Rochmadi, A. Yuliestyan, and A. Budiman, "Effect Of Grain Size, Temperature And Catalyst Amount On Pyrolysis Products Of *Spirulina platensis* Residue (Spr)," *Int. J. Technol.*, vol. 10, no. 3, pp. 541–550, 2019.
- [24] T. Suganya, M. Varman, H.H. Masjuki, and S. Renganathan, "Macroalgae and microalgae as a potential source for commercial applications along with biofuels production: A biorefinery approach," *Renew. Sustain. Energy Rev.*, vol. 55, pp. 909–941, 2016.
- [25] N. Zhao, Y. Jiang, M. Alvarado-Morales, L. Treu, I. Angelidaki, and Y. Zhang, "Electricity generation and microbial communities in a microbial fuel cell, powered by macroalgal biomass," *Bioelectrochemistry*, vol. 123, pp. 145–149, 2018.
- [26] F. Sotoudehniakarani, A. Alayat, and A. G. McDonald, "Characterization and comparison of pyrolysis products from fast pyrolysis of commercial *Chlorella Vulgaris* and cultivated microalgae," *J. Anal. Appl. Pyrol.*, vol. 139, pp. 258–273, 2019.
- [27] Q-V. Bach, and W-H. Chen, Pyrolysis characteristics and kinetics of microalgae via thermogravimetric analysis (TGA): A state-of-the-art review, *Bioresour. Technol.*, vol. 246, pp. 88–100, 2017.
- [28] Y. Xu, Y. Hu, Y. Peng, Y. Yao, Y. Dong, B. Yang, and R. Song, "Catalytic pyrolysis and liquefaction behavior of microalgae for bio-oil production," *Bioresour. Technol.*, vol. 300, 122665, 2020.
- [29] P. Basu, "Biomassa gasification and pyrolysis practical design and theory", Elsevier, The Boulevard, Langford Lane Kidlington, Oxford, UK, pp. 77-82, 2010.
- [30] Z. Yu, M. Dai, M. Huang, S. Fang, J. Xu, Y. Lin, and X. Ma, "Catalytic characteristics of the fast pyrolysis of microalgae over oil shale: analytical Py-GC/MS study" *Renew. Energy*, vol. 125, pp. 465–471, 2018.
- [31] Y.L. Tan, A.Z. Abdullah, and B.H. Hameed, "Catalytic fast pyrolysis of durian rind using silica-alumina catalyst: Effects of pyrolysis parameter", *Bioresour. Technol.*, 264, 198–205, 2018.
- [32] S. Jamilatun., A. Budiman, Anggorowati, H. Yuliestyan, A. Surya Pradana, Y. Budhijanto, and Rochmadi, "Ex-Situ Catalytic Upgrading of *Spirulina platensis* residue oil using silica alumina catalyst", *Int. J. Renew. Energy Res.* Vol. 9, No. 4, pp. 1733–1740, 2019.
- [33] A. Soria-verdugo, E. Goos, A. Morato-godino, N. García-hernando, and U. Riedel, "Pyrolysis of biofuels of the future: Sewage sludge and microalgae – Thermogravimetric analysis and modeling of the pyrolysis under different temperature conditions," *Energ. Convers. Manag.*, vol. 138, pp. 261–272, 2017.
- [34] A. Soria-verdugo, E. Goos, N. García-hernando, and U. Riedel, "Analyzing the pyrolysis kinetics of several microalgae species by various differential and integral iso-conversional kinetic methods and the Distributed Activation Energy Model," *Algal Res.*, vol. 32, pp. 11–29, 2018.
- [35] M. Gogoi, K. Konwari, N. Bhuyan, R.C. Borah, A.C. Kalita, H.P. Nath, and N. Saikia, "Assessments of pyrolysis kinetics and mechanisms of biomass residues using Thermogravimetry," *Bioresour. Technol. Reports*, vol. 4, pp. 40–49, 2018.
- [36] Z. Wang, Y. Jiang, F. Jin, C. Stampfl, M. A. Baiker, J. Huang, "Strongly enhanced acidity and activity of amorphous silica–alumina by formation of pentacoordinated AlV species," *J. Catal.*, vol. 372, pp. 1–7, 2019, doi: 10.1016/j.jcat.2019.02.007.
- [37] H. Yang, G. Ji, P. T. Clough, X. Xu, and M. Zhao, "Kinetics of catalytic biomass pyrolysis using Ni-based functional materials," *Fuel Process. Technol.*, vol. 195, pp. 1-9, 106145, 2019.
- [38] M. Sharifzadeh, M. Sadeqzadeh, M. Guo, T.N. Borhani N.V.S.N. Murthy Konda, and MC. Garcia, "The multi-scale challenges of biomass fast pyrolysis and bio-oil up-

- grading: Review of the state of art and future research directions”, *Prog Energy Combust Sci*, vol. 71, pp. 1–80. 2019.
- [39] X. Zhang, K. Rajagopalan, H. Lei, R. Ruan, and B.K. Sharma, “An overview of a novel concept in biomass pyrolysis: microwave irradiation”, *Sustainable Energy Fuels*, vol. 1, no. 8, pp.1664–1699, 2018.
- [40] K. Azizi, M. Keshavarz Moraveji, H. Abedini, and Najafabadi,”A review on bio-fuel pro-duction from microalgal biomass by using pyrolysis method. *Renew Sustain Energy Rev*, vol. 82, pp. 3046–3059, 2018.
- [41] G. Kumar, S. Shobana, W-H. Chen, Q-V. Bach S-H. Kim, A.E. Atabani, “A review of thermochemical conversion of microalgal biomass for biofuels: chemistry and processes”, *Green Chem*, vol. 19, no. 1, pp. 44–67, 2017.
- [42] L.A. Andrade, F.R.X. Batista, T.S. Lira, M.A.S. Barrozo, and L.G.M., Vieira, “Characterization and product formation during the catalytic and non-catalytic pyrolysis of the green microalgae *Chlamydomonas reinhardtii*”, *Renewable Energy*, vol. 119, pp. 731–40., 2018.