



ELKAWNIE
Journal of
Islamic Science and Technology



P-ISSN : 2460-8912
E-ISSN : 2460-8920
Accredited by Kemendiknas - DIKTI
No. 28/E/KPT/2019
Vol. 5 No.1, 2019 - Vol 9 No.1, 2023

HOME ABOUT LOGIN REGISTER SEARCH CURRENT ARCHIVES ANNOUNCEMENTS EDITORIAL TEAM EDITORIAL POLICIES

REGISTER

PUBLICATION ETHICS

OPEN ACCESS POLICY

PEER-REVIEW

REVIEWERS

FORM OF STATEMENT

JOURNAL STATISTICS

MANUSCRIPT
STATISTICS

AUTHOR FEE



Register as a Reviewer



Register as a Reviewer



9 772460 891016



9 772460 892006

KEYWORDS

Aceh Adsorbent BET BSLT c.
curvignathus Chitinoalytic actinobacteria HAPS
Inong Balee Fort M. brunneum
Mikrokontroler TiO₂-anatase XRF
anthocyanin characteristics chitinoalytic index
compressive strength isolation katalis
lactic acid bacteria restoration tofu liquid
waste

Supported by :



INFORMATION

- ▶ For Readers
- ▶ For Authors
- ▶ For Librarians

JOURNAL CONTENT

Search

Search Scope
All

Browse

- ▶ By Issue
- ▶ By Author
- ▶ By Title
- ▶ Other Journals

Home > [Elkawnie: Journal of Islamic Science and Technology](#)

Elkawnie: Journal of Islamic Science and Technology



Journal Title : Elkawnie: Journal of Islamic Science and Technology
ISSN : 2460-8920 (online) | 2460-8912 (print)
DOI Prefix : Prefix 10.22373/ekw by Crossref
Editor in Chief : Muhammad Ridwan Harahap
Managing Editor : Abd Mujahid Hamdan
Publisher : Universitas Islam Negeri Ar-Raniry
Frequency : 2 issues per year (June and December)
Citation Analysis : [Index Copernicus](#) | [Sinta](#) | [Google Scholar](#)

Elkawnie is a journal of Integration Science and Technology with Islam. It's covering research and technology in the field of study of Architecture, Biology, Chemistry, Environmental Engineering, ICT, Physical Engineering, and other science and technology fields. In particular, Elkawnie's journal discusses research and technology development in contributing to development as part of Muslim scientists in the academic sphere.

The History of Elkawnie Journal was started by switching the status of IAIN Ar-Raniry to UIN Ar-Raniry while the Faculty of science and technology of UIN Ar-Raniry was formed on October 13, 2013. As a form of institutional commitment to the tri dharma of higher education for lecturers, lecturer writing was formed in a Journal. This journal is named Elkawnie. The name Elkawnie itself comes from Arabic, namely Kauniyah, which means verses that prove the signs of the existence of Allah SWT in human life. The Elkawnie Journal was formed on December 12, 2014, and began releasing the first time in Volume 1 Number 1 June 2015.

In 2018 Elkawnie has been **accredited** by the Decree of the *General Director of Strengthening Research and Development, Ministry of Research, Technology, and Higher Education of the Republic of Indonesia* **Number 34/E/KPT/2018**. This accreditation is valid from 10 December 2018 to 10 December 2023. In 2019, Elkawnie returned to re-accreditation to obtain a higher rank, namely **SINTA 2**, with certificate **Number 28/E/KPT/2019**.

Office Address: Faculty of Science and Technology Building, Universitas Islam Negeri Ar-Raniry, Darussalam, Banda Aceh, 23111.

Email: elkawnie@ar-raniry.ac.id

The authors can ask about the status of the article process through the official email.

Announcements

LETTER OF STATEMENT

We are accepting in SINTA - Science and Technology Index. Please submit your article using our online journal system.



Posted: 2020-07-23

CALL FOR PAPERS

Dear Colleagues,

On behalf of Elkawnie: Journal of Islamic Science and Technology, it is our pleasure to thank you for your support for our journal.

Currently, the journal is now open for submission. We invite you to submit articles on topics that are part of the journal's editorial calendar as well as additional topics of interest to our journals.

The journal is published bi-annually (June and December). In June, 15 Articles for the June edition and 15 Articles for December

Important Dates

Manuscript Submission **Now**

Manuscript Review Feedback **February-May for June Edition, September-November for December Edition**

Manuscript Publication online in June and December

Please submit your paper in MS Word format by only the online submission process by following our template

We will highly appreciate your kind helps to circulate this announcement to your related academic circles.

Regards Us,

Elkawnie: Journal of Islamic Science and Technology



USER

Username Password
 Remember me



Reference Manager by:
MENDELEY

Plagiarism Checker by :
turnitin



Indexed by :



Online	1
Vis. today	36
Visits	87 398
Pag. today	86

NOTIFICATIONS

- ▶ View
- ▶ Subscribe

P-ISSN : 2460 - 8912
E-ISSN : 2460 - 8920

CALL FOR PAPERS

The journal is published biannually (June and December). In June, 15 articles for the June edition and 15 articles for December

Submit bit.ly/jurnalelkawnie

Important dates
Manuscript Submission Now
Manuscript Review Feedback February-May
For June Edition, September-November for December Edition

sinta S2 Google scholar MORAREF

Faculty of Science and Technology,
State Islamic University of Ar-Raniry Banda Aceh | elkawnie@ar-raniry.ac.id

Posted: 2020-12-31

[More...](#)

[More Announcements...](#)

P-ISSN : 2460-8912
E-ISSN : 2460-8920

ELKAWNIE



This work is licensed under a [Creative Commons Attribution-ShareAlike 4.0 International License](https://creativecommons.org/licenses/by-sa/4.0/).

Elkawnie: Journal of Islamic Science and Technology in 2020. Published by Faculty of Science and Technology in cooperation with Center for Research and Community Service (LP2M), UIN Ar-Raniry Banda Aceh, Aceh, Indonesia.

00274093

[View full page view stats report click here](#)





P-ISSN : 2460-8912
E-ISSN : 2460-8920
Accredited by Kemenristek - DIKTI
No. 28/E/KPT/2019
Vol. 5 No.1, 2019 - Vol 9 No.1,2023

[REGISTER](#)[PUBLICATION ETHICS](#)[OPEN ACCESS POLICY](#)[PEER-REVIEW](#)[REVIEWERS](#)[FORM OF STATEMENT](#)[JOURNAL STATISTICS](#)[MANUSCRIPT STATISTICS](#)[AUTHOR FEE](#)

Register as a Reviewer



Register as a Reviewer



9 772460 891016



9 772460 892006

KEYWORDS

Aceh Adsorbent BET BSLT c.
curvignathus Chitinolytic actinobacteria HAPS
 Inong Balee Fort M. brunneum
 Mikrokontroler TiO₂-anatase XRF
 anthocyanin characteristics chitinolytic index
 compressive strength isolation katalis
 lactic acid bacteria restoration tofu liquid
 waste

Supported by :



INFORMATION

- ▶ For Readers
- ▶ For Authors
- ▶ For Librarians

JOURNAL CONTENT

Search

Search Scope

All

Search

Browse

- ▶ By Issue
- ▶ By Author
- ▶ By Title
- ▶ Other Journals

[Home](#) > [About the Journal](#) > [Editorial Team](#)

Editorial Team

ADVISOR

Hendri Ahmadian, (SINTA ID: 6003098) Department of Information Technology, Universitas Islam Negeri Ar-Raniry Banda Aceh, Indonesia

EDITOR IN CHIEF

Muhammad Ridwan Harahap, (Scopus ID: 57443545800) Department of Chemistry, Faculty of Science and Technology, Universitas Islam Negeri Ar-Raniry, Banda Aceh, Indonesia

MANAGING EDITOR

Abd Mujahid Hamdan, (Scopus ID: 57205452806) Department of Environmental Engineering, Universitas Islam Negeri Ar-Raniry Banda Aceh, Aceh, Indonesia

SECTION EDITORS

Ghufran Ibnu Yasa, Department of Information Technology, Universitas Islam Negeri Ar-Raniry, Banda Aceh, Aceh, Indonesia

Cut Nuzlia, (Scopus ID: 55711333200) Organic Chemistry, Department of Chemistry, State Islamic University of Ar-Raniry Banda Aceh, Aceh, Indonesia

Arif Sardi, Department of Biology, State Islamic University of Ar-Raniry, Banda Aceh, Indonesia, Indonesia

Fathul Mahdariza, (Scopus ID: 56545835300) Department of Aquatic Environmental Engineering, Karlsruhe Institute of Technology, Germany

Bustami Yusuf, Department of Information Technology, Faculty Science and Technology, Universitas Islam Negeri Ar-Raniry, Banda Aceh, Aceh, Indonesia

Zya Dyena Meutia, (Scopus ID : 57194827662), Department of Architecture, Faculty of Sciences and Technology, State Islamic University of Ar Raniry, Indonesia

Ima Dwitawati, Department of Information technology, Universitas Islam Negeri Ar-Raniry, Banda Aceh, Aceh, Indonesia

Husnawati Yahya, Department of Environmental Engineering, Universitas Islam Negeri Ar-Raniry, Banda Aceh, Aceh, Indonesia

Hadi Kurniawan, Department of Physics Engineering, State Islamic University of Ar-Raniry, Banda Aceh Indonesia, Indonesia

INTERNATIONAL EDITORIAL BOARDS

Kuwat Triyana, (Scopus ID: 8597558700, H-Index: 11) Department of Physics, Faculty of Mathematics and Natural Sciences, Universitas Gadjah Mada (UGM), Indonesia

Mustanir Yahya, (Scopus ID: 57210705476, H-Index: 8) Department of Chemistry, Syiah Kuala University, Indonesia

Renjith Thomas, (Scopus ID: 55481779800, H-Index: 12) Department of Chemistry, St Berchmans College, Mahatma Gandhi University, Changanassery, Kerala, India

Saluma Samanman, Scopus ID: 41662125300, H-Index: 7) Faculty of Science and Technology, Princess of Naradhiwas University, Narathiwat, Thailand

Saharman Gea, (Scopus ID: 23004491900, H-Index: 9) Department of Chemistry, Universitas Sumatera Utara, Indonesia

Anurita Selvarajoo, (Scopus ID: 56941851700, H-Index: 4) Department of Chemical and Environmental Engineering, Faculty of Science and Engineering, University of Nottingham, Malaysia

Adri Huda, (Scopus ID: 57195939115, H-Index: 6) Environmental Engineering, UNESP-Universidade Estadual Paulista, Sao Paulo, Brazil, Brazil

Nayeem Asif, (Scopus ID: 56800474400, H-Index: 2) Department of Architecture, Kulliyah of Architecture and Environmental Design, International Islamic University Malaysia, Malaysia

Reisyah Ichwani, (Scopus ID: 57205114974, H-Index: 2) Worcester Polytechnic Institute, Worcester, Massachusetts, United States, United States

Zahidah binti Zulkifli, (Scopus ID: 571933372860) Kulliyah of Information and Communication Technology, International Islamic University Malaysia, Malaysia

Brij Mohan Upreti, (Scopus ID: 55962671000, H-Index: 2) Jayoti Vidyapeeth Women's University Jaipur, Rajasthan, India

Mohamed Alaa Mandour, (Scopus ID: 36932863000) Department of Architecture, Helwan University, Cairo, Egypt

Mohammad Arif Kamal, (Scopus ID: 56921383300) Architecture Section, Aligarh Muslim University, India

Lidervan de Paula Melo, (Scopus ID: 12141546800, H-index: 6) Analytical Chemistry, Universidade do Estado de Minas Gerais (UEMG), Uba, MG., Brazil

LAYOUT EDITOR

Nasrullah Nasrullah, State Islamic University of Ar-Raniry, Banda Aceh, Indonesia

WEB AND OJS MANAGER

Saiful Hadi, State Islamic University of Ar-Raniry

PROOFREADERS

Nanda Syahputra, Faculty of Science and Technology, State Islamic University of Ar Raniry, Indonesia

ADMINISTRATION OFFICER

Teuku Ade Vidyan Maqfirah, Official library Faculty of Science dan Technology State Islamic University of Ar-Raniry, Indonesia

P-ISSN : 2460-8912

E-ISSN : 2460-8920

ELKAWNIE



This work is licensed under a [Creative Commons Attribution-ShareAlike 4.0 International License](#).

Elkawnie: Journal of Islamic Science and Technology in 2020. Published by Faculty of Science and Technology in cooperation with Center for Research and Community Service (LP2M), UIN Ar-Raniry Banda Aceh, Aceh, Indonesia.

00274095

[View full page view stats report click here](#)



USER

Username Password Remember me

Reference Manager by :



Plagiarism Checker by :



Indexed by :



Online	1
Vis. today	36
Visits	87 398
Pag. today	87

NOTIFICATIONS

- ▶ View
- ▶ Subscribe

REGISTER**PUBLICATION ETHICS****OPEN ACCESS POLICY****PEER-REVIEW****REVIEWERS****FORM OF STATEMENT****JOURNAL STATISTICS****MANUSCRIPT
STATISTICS****AUTHOR FEE**


**Register as a Reviewer**

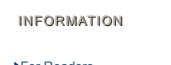
9 772460 891016



9 772460 892006

KEYWORDS

Aceh Adsorbent BET BSLT c.
 curvignathus Chitinoalytic actinobacteria HAPS
 Inong Balee Fort M. brunneum
 Mikrokontroler TiO₂-anatase XRF
 anthocyanin characteristics chitinoalytic index
 compressive strength isolation katalis
 lactic acid bacteria restoration tofu liquid
 waste

Supported by :**INFORMATION**

▶For Readers

▶For Authors

▶For Librarians

JOURNAL CONTENT
 Search

Search Scope

All Search **Browse**

▶By Issue

▶By Author

▶By Title

▶Other Journals

Home > Archives > Vol 6, No 1 (2020)

Vol 6, No 1 (2020)**Full Issue**

View or download the full issue

[FRONT MATTER](#) [BACK MATTER](#)**Table of Contents****Articles**


- Usability Evaluation of Islamic Learning Mobile Applications** PDF 1-12
 10.22373/ekw.v6i1.5920
Syeda Hamna Bibi, Rumsha Muhammad Munaf, Narmeen Zakaria Bawany, Arifa Shamim, Zara Saleem
- Al-Qur'an and Modern Geoscience: Part I** PDF 13-23
 10.22373/ekw.v6i1.6828
Muhammad Zaini, Mulyadi Abdul Wahid, Abd Mujahid Hamdan
- An Assessment of Room Acoustics Performance of Baiturrahman Grand Mosque** PDF 24-36
 10.22373/ekw.v6i1.5420
Laina Hilma Sari, Zulfian Zulfian
- Effect of Ethanol Extract of Jamblang Aceh (Syzygium cumini) in Diabetic Mice (Mus musculus) and Its Potential As Anti-Diabetic Agent** PDF 37-47
 10.22373/ekw.v6i1.5496
Ayu Nirmala Sari, Januardi Januardi, Diky Setya Diningrat
- Anticancer Activity of N-Hexane Extract from Sphagneticola trilobata (L.) J.F Pruski Against MCF-7 Breast Cancer Cell** PDF 48-56
 10.22373/ekw.v6i1.6183
Vivi Mardina, Tisna Harmawan, Halimatussakdiah Halimatussakdiah, Syafruddin Ilyas, Masitta Tanjung
- Analysis of BKO Content (Antalgin and Dexamethasone) in Herbal Medicine Using Iodimetry Titration and HPLC Method** PDF 57-66
 10.22373/ekw.v6i1.5428
Agus Dwi Ananto, Lalu Undrus Yusditia M. G, Lalu Sanik Wahyu F. A
- Inhibition of α -Glucosidase Activity and The Toxicity of Tristaniopsis merguensis Griff. Leaf Extract** PDF 67-76
 10.22373/ekw.v6i1.5732
Robby Gus Mahardika, Occa Roanisca, Fajar Indah Puspita Sari
- The Characterization of Oyster Shell (Crassostrea gigas) as Adsorbent in The Removal of Cr(VI) Ions. A Study of NaOH and H₂SO₄ Activation Effect** PDF 77-84
 10.22373/ekw.v6i1.5543
Lia Handayani, Cut Rahmawati, Nurhayati Nurhayati, Yayuk Astuti, Adi Darmawan
- The Effect of Chemical Activation Using Base Solution With Various Concentrations Towards Sarulla Natural Zeolite** PDF 85-95
 10.22373/ekw.v6i1.6913
Sahaman Gea, Agus Haryono, Andriyani Andriyani, Junifa Layla Sihombing, Ahmad Nasir Pulungan, Tiamina Nasution, Rahayu Rahayu, Yasir Arafat Hutapea
- Effect of Temperature on Yield Product and Characteristics of Bio-oil From Pyrolysis of Spirulina platensis Residue** PDF 96-108
 10.22373/ekw.v6i1.6323
Siti Jamilatun, Yeni Elisthatiana, Siti Nurhalizatul Aini, Ilham Mufandi, Arief Budiman
- Integrated Email Management System Based Google Application Programming Interface Using OAuth 2.0 Authorization Protocol** PDF 109-120
 10.22373/ekw.v6i1.5545
Zuhar Musliyana, Andita Ghaita Satira, Mahendar Dwipayana, Ayu Helinda
- Application of Gost Algorithm For The Safety of Data Sending of General Election** PDF 121-132
 10.22373/ekw.v6i1.6211
Novan Wijaya
- Estimation of Orangutan Population in Sibongkaras Pakpak Bharat Village Forest Area** PDF 133-145
 10.22373/ekw.v6i1.5549
Juhardi Sembiring, Taufiq Siddiq Azvi
- Comparison of Nata Quality From Cassava Peels (Manihot esculenta), Ladyfinger Bananas Peels (Musa acuminata Colla), and Durian Peels (Durio zibethinus)** PDF 146-155
 10.22373/ekw.v6i1.6870
Mashuri Masri, Irhamniah Irhamniah, Ulfa Triyani A Latif, Rusny Rusny
- The Effect of Applied Voltage in The Electrocoagulation Process of Reducing Pond and River Water Turbidity** PDF 156-164
 10.22373/ekw.v6i1.5538
Masthura Masthura

USERUsername Password Remember meReference Manager by:
MENDELEY

Plagiarism Checker by :



Indexed by :



Online	1
Vis. today	36
Visits	87 398
Pag. today	90

NOTIFICATIONS

▶View

▶Subscribe

P-ISSN : 2460-8912
E-ISSN : 2460-8920

ELKAWNIE



This work is licensed under a [Creative Commons Attribution-ShareAlike 4.0 International License](https://creativecommons.org/licenses/by-sa/4.0/).

Elkawnie: Journal of Islamic Science and Technology in 2020. Published by Faculty of Science and Technology in cooperation with Center for Research and Community Service (LP2M), UIN Ar-Raniry Banda Aceh, Aceh, Indonesia.

00274097

[View full page view stats report click here](#)



**EFFECT OF TEMPERATURE ON YIELD PRODUCT
AND CHARACTERISTICS OF BIO-OIL FROM PYROLYSIS OF
Spirulina platensis RESIDUE**

Siti Jamilatun*, **Yeni Elisthatiana****, **Siti Nurhalizatul Aini*****, **Ilham Mufandi******,
Arif Budiman*****

**Departement of Chemical Engineering, Universitas Ahmad Dahlan, Yogyakarta, Indonesia,
sitijamilatun@che.uad.ac.id*

***Departement of Chemical Engineering, Universitas Ahmad Dahlan, Yogyakarta, Indonesia,
e832yeniel@gmail.com*

****Departement of Chemical Engineering, Universitas Ahmad Dahlan, Yogyakarta, Indonesia,
halizatulaini12@gmail.com*

*****Department of Mechanical Engineering, Faculty of Engineering, Khon Kaen University, Thailand,
ilhammufandi@kkumail.com*

******Department of Chemical Engineering, Gadjah Mada University, Yogyakarta, Indonesia,
abudiman@ugm.ac.id*

Email Correspondence: sitijamilatun@che.uad.ac.id

Received: February 6, 2020 Accepted: April 20, 2020 Published: June 30, 2020

Abstract : Dependence on the use of fossil fuels in Indonesia is still quite high, especially crude oil; if no new energy reserves found, it will disrupt long-term energy availability. Biofuel is a renewable energy source derived from biomass, such as the type of microalgae *spirulina platensis* (SP). Solid residues from SP extraction still contained high levels of protein and carbohydrates. This solid residue can be processed by pyrolysis to produce bio-oil, water phase, charcoal, and gas. Bio-oil and gas products can use as fuel, charcoal can use for pharmaceutical needs, and the water phase as a chemical can use in food and health. The pyrolysis process carried out in a fixed-bed reactor with temperature ranging from 300-600°C. Heating was carried out by electricity through a nickel wire wrapped outside the reactor. Pyrolysis product in the form of gas condensed in the condenser, the condensate formed measured by weight. Char weight measured after the pyrolysis process completed. At the same time, non-condensable gas calculated by gravity from the initial weight difference of SPR minus liquid weight (bio-oil and water phase) and char. SPR samples were analyzed proximate and ultimate, while bio-oil products examined by the GC-MS method. The experimental results showed that the optimum pyrolysis temperature at 500°C produced by 18.45% of bio-oil, 20% of the water phase, 32.02 of charcoal, and 29.54% of gas by weight. GC-MS results from bio-oil consisted of ketones, aliphatics, nitrogen, alcohol, acids, while PAHs, phenols, and aromatics not found.

Keywords : Bio-oil, Pyrolysis, *Spirulina platensis*

Abstrak : Ketergantungan penggunaan bahan bakar fosil di Indonesia masih cukup tinggi terutama minyak mentah, jika tidak ditemukan cadangan energi baru maka akan mengganggu ketersediaan energi jangka panjang. Biofuel adalah salah satu sumber energi terbarukan yang berasal dari biomassa seperti jenis mikroalga *spirulina platensis* (SP). Residu padat dari ekstraksi SP masih mengandung protein dan karbohidrat yang cukup tinggi. Residu padat ini dapat diproses dengan pirolisis untuk menghasilkan bio-minyak, fase air, arang, dan gas. Produk bio-minyak dan gas dapat digunakan untuk

bahan bakar, arang dapat digunakan untuk kebutuhan farmasi, dan fase air sebagai bahan kimia dapat digunakan di bidang makanan dan kesehatan. Proses pirolisis dilakukan dalam reaktor fixed-bed dengan suhu 300-600°C. Pemanasan dilakukan dengan listrik melalui kawat nikel yang dibungkus di luar reaktor. Produk pirolisis berupa gas dikondensasi dalam kondensor, kondensat yang terbentuk diukur beratnya. Berat char diukur setelah proses pirolisis selesai, sementara gas yang tidak dapat dikondensasi dihitung beratnya dari perbedaan bobot awal SPR dikurangi bobot cair (bio-oil dan fase air) dan char. Sampel SPR dianalisis proksimat dan ultimat, sedangkan produk bio-minyak dianalisis dengan metode GC-MS. Hasil percobaan menunjukkan bahwa suhu optimum pirolisis adalah 500°C yang menghasilkan bio-oil, *water phase*, arang, dan gas berturut-turut adalah 18,45; 20; 32,02 dan 29,54 % berat. Hasil GC-MS dari bio-oil terdiri dari keton, alifatik, nitrogen, alkohol dan asam, sedangkan PAH, fenol dan tidak ditemukan.

Kata kunci : Bio-oil, Pirolisis, *Spirulina platensis*

Introduction

Indonesia is the most significant energy consumption in Southeast Asia and ranks fifth in Pacific Asia after China, India, Japan, and South Korea. The final energy consumption in Indonesia in 2016 was dominated by fuel oil (BBM) around 47%. Based on the sector area, the transportation sector has the most significant consumption of around 42%. It was more than that the industrial sector around 36%. The energy consumption of the transportation sector almost entirely fulfilled by fossil fuel (BPPT-OEI, 2018).

The Increasing fossil energy needs will disrupt energy source, so it is necessary to get renewable energy in the form of biofuel from biomass (BPPT-OEI, 2018). Biomass is a renewable energy source abundant throughout the world that can produce heat and power as planned and can neutralize CO₂ (Bridgwater *et al.*, 1999). The types of biomass consist of wood, herbal plant, agricultural waste, aquatic, animal waste, and household waste (Jamilatun and Salamah, 2014; Vassilev *et al.*, 2010).

The advantages of biofuel from biomass are (i) available abundant and stables raw material from biomass, low sulfur, potential green energy source (Choi *et al.*, 2020; Jamilatun *et al.*, 2017). Biomass processing can be done in two ways: Biochemical (anaerobic digestion and fermentation) and Thermochemical (direct combustion, gasification, pyrolysis, and liquefaction). In general, the thermochemical conversion is faster than biological methods, and the process is relatively more straightforward (Basu, 2010). Pyrolysis is the Thermochemical conversion to convert biomass into non-condensable gas (CO₂, CO, H₂, and CH₄), condensable-gas (water phase dan bio-oil), and char product at a temperature around 300-600°C in the absence of oxygen. (Jamilatun *et al.*, 2010; Jamilatun *et al.*, 2014). According (Gronli, 1996) bio-oil has dark brown and has a heating value about half of the conventional fuel oil.

Currently, the conversion of renewable energy from biomass with the pyrolysis method is highly unusual to develop into bio-fuel. (Suttibak, 2012) has

reported that the biomass from cassava waster into bio-fuel. The development of renewable energy from sugarcane has investigated by (Treedet and Suntivarakorn, 2011; Mufandi *et al.*, 2020). Biomass from Napier grass also has experimented with (Treedet and Suntivarakorn, 2018; Mufandi *et al.*, 2019). However, there is one type of biomass that needs to be developed by researchers, namely biomass from microalgae as one of the alternative fuel oil sources in the future. The development of microalgae as a renewable energy source is urgent to research because microalgae have many advantages compared to other energy sources such as high growth rate, not competing with a food source, and without requiring large areas to grow (Gultom *et al.*, 2014).

One of the benefits of microalgae is to produce more oil about 136.900 L/hectare for microalgae of 70% in biomass. Its value is equivalent to 74 times more than *Jatropha* oil and 23 times more than palm oil. Besides, microalgae planting land not require extensive area. In America, around 50% of all transportation fuel required 2 Ha of microalgae land, 140 Ha of *jatropha* land, and 45 Ha of palm oil land (Scheck *et al.*, 2008). The comparison of oil yield and area needed in each type of biomass that can see in table 1.

Table 1. The comparison of oil yield and area for each kind of biomass (Scheck *et al.*, 2008).

Plant	Oil Yield (L/Ha)	Area needed (Ha) ^a	%Area of land harvest in AS
Corn	172	1540	846
Soybean	446	594	326
Canola	1190	223	122
<i>Jatropha</i>	1892	140	77
Coconut	2689	99	54
Plam	5950	45	24
Microalgae	136.900	2	1.1
Microalgae	58.700	4.5	2.5

To fulfill 50% for all transportation fuel in AS.

^b70% oil (by wt) in biomass.

^c30% oil (by wt) in biomass.

According to (Chen *et al.*, 2018; Miao *et al.*, 2004), the bio-oil from microalgae has high heat about 1.4 times of biomass from wood, low viscosity, and low density. The biomass from microalgae is more satisfying as fuel than lignocellulosic material.

The composition of the bio-oil varies according to process conditions and raw material. The bio-oil content consists of water of 15-35 wt.% and hundreds of compounds. The bio-oil compounds as follows nitrogen (amides, amines, pyrroles, indole, pyridine, and its derivatives), oxygenated compounds (acid, alcohol, ketone, aldehyde, phenol, ether, ester, sugar, furan) and hydrocarbons (alkenes, benzene, toluene dan xylene) and solid particles (Hu *and* Gholizadeh, 2019; Yang

et al., 2019). Water content in bio-oil depends on the water content in the raw material of biomass.

Bio-oil from the pyrolysis of microalgae and biomass with high protein content is generally more stable, higher High Heating Value (HHV), and lower Oxygen content (O) than bio-oil from lignocellulose. Hydrocarbon linear in the bio-oil content has produced from pyrolysis lipid, aromatic hydrocarbon obtained from protein pyrolysis, and glucose obtained from carbohydrate pyrolysis (Hu *et al.*, 2013; Kan *et al.*, 2016). The composition of bio-oil included carbohydrate derivatives, protein, and lipids. Every type of microalgae has different structures, two kinds of compounds, and weight percent. The application of the use of bio-oil consists of fuel, electric generation for the factory, chemical material for various chemical industry needs (Jamilatun and Salamah, 2015; Jamilatun *et al.*, 2016; Jamilatun and Salamah, 2017; Jamilatun *et al.*, 2019).

From the above explanation, the biomass from microalgae is highly potential to convert into renewable fuels. In this experiment, the biomass from microalgae was conducted in the pyrolysis process in a fixed-bed reactor with temperature ranging from 300 to 600°C. The pyrolysis process in this experiment has produced gas, liquid (water phase and bio-oil), and char. The bio-oil product was tested by GC-MS to identify the bio-oil compound such as oxygenated, nitrogenated, aliphatic, aromatic, monocyclic aromatic hydrocarbon (MAH), and polycyclic aromatic hydrocarbon (PAH).

Experimental Materials, Devices, and Methods

Materials

Dry *Spirulina platensis* residue (SPR) used in this experiment, it was obtained from *Spirulina platensis* (SP) solid residue extraction. SPR was dried under the sun to reduce the water content. SPR samples were analyzed to obtain ultimate, proximate, and High Heating Value (HHV) that can see in table 2. The analysis of SPR samples conducted at the Food and Agriculture Product Laboratory, Department of Agriculture Technology, UGM.

Devices

Dry *Spirulina platensis* residue (SPR) was pyrolyzed in the fixed bed reactor with an inner diameter of 40 mm, an outer diameter of 44 mm, and a height of 600 mm. The reactor made from stainless steel equipped with heater in the around of reactor (Jamilatun *et al.*, 2017; Jamilatun *et al.*, 2019). The detail of the pyrolysis system shown in figure 1.

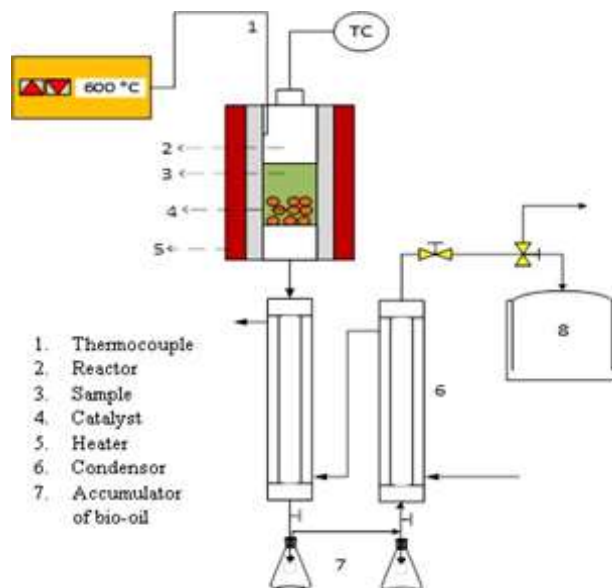


Figure 1. The SPR pyrolysis equipment (Jamilatun *et al.*, 2019)

Methods

Fifty grams of SPR was fed, tightly closed, and heated. SPR samples heated in the fixed bed reactor with a constant heating rate from room temperature to the desired temperature (300, 400, 500, 550, 600 °C). Then the temperature was held constant. The temperature-controlled by the thermocouple placed inside of the reactor. The hot gas was condensed. The liquid product comes out and collected in the accumulator. The gas product obtained in the storage gas. After the experiment finished, the solid product/char was taken and weighed. The yield of bio-oil, gas, and char calculated by equation (Jamilatun *et al.*, 2017):

$$Y_L = (W_L/W_M) \times 100 \% ; Y_{Ai} = (W_{Ai}/W_M) \times 100 \% \dots (1)$$

$$Y_A = (W_A/W_M) \times 100 \% = Y_L - Y_{Ai} \dots (2)$$

$$Y_C = (W_C/W_M) \times 100 \% ; Y_G = 1 - (Y_L + Y_C) \dots (3)$$

In this case, Y_L is liquid product yield; W_L is the weight of the liquid product, W_M is sample weight, Y_A is water phase yield, W_A is the weight of the water phase, Y_{Ai} is bio-oil yield, W_{Ai} is the weight of bio-oil, Y_C is char yield, Y_G is gas product yield. GC-MS analyzed Bio-oil properties.

Results and Discussions

Spirulina Platensis Residue (SPR) Characteristic

Proximate analysis, ultimate analysis, HHV were used to know the SPR characteristic. It can display in table 2.

Table 2. *Spirulina platensis* residue (SPR) characteristic (Jamilatun *et al.*, 2017)

Component	SPR
<i>Composition analysis (wt.%)</i>	
<i>Lipid</i>	0,09
<i>Carbohydrate</i>	38,51
<i>Protein</i>	49,60
<i>Ultimate analysis (wt.%)</i>	
<i>Sulfur</i>	0,55
<i>Carbon</i>	41,36
<i>Hydrogen</i>	6,60
<i>Nitrogen</i>	7,17
<i>Oxygen</i>	35,33
<i>Higher heating value (MJ/kg)</i>	18,21

From table 2 it shows the proximate and ultimate analysis, the results have shown that the SPR properties were 49.6 wt.% of protein, 38.51 wt.% of carbohydrate, and 0.09 wt.% of lipid. In the utilization of microalgae residue, this analysis conducted to measure that the SPR samples have shallow lipid content. (Jamilatun *et al.*, 2017; Jamilatun *et al.*, 2019).

The Influence of Temperature on Bio-oil Yield

The impact of temperature on bio-oil yield shown in figure 2. From these figures, and it shows that the maximum of bio-oil yield at an optimum temperature of 500°C was 18.45 wt.%. This experiment found that the bio-oil yield was increased from 4.61 wt.% to 18.45 wt.% when the temperature is ranging from 300 to 500°C. While the temperature was decreased from 18.45 wt.% to 16.14 wt.% at the temperature under 500°C. The decrease of bio-oil yield was affected by secondary cracking occurs in tar (bio-oil and water phase). Secondary cracking is tar decomposition into gas and char. So it can be said that based on the highest amount of bio-oil, the temperature of 500°C is the optimum temperature for pyrolysis without a catalyst. The influence of temperature on SPR decomposition was very significant. Other forces are biomass type, heating rate, the residence time in the reactor, and reactor type (Yang *et al.*, 2019).

On the pyrolysis process occurs the cracking reaction, namely the breaking of the C-C bonding from a long carbon chain (polymer) and massive molecular weight into a short carbon chain (monomer) with a small molecular weight. This case can affect increasing pyrolysis temperature; the more bonds (hydrocarbon chains) broken, so yield increased. High temperature also affects the reduction of liquid products and consistent with its top gas products. It occurs the secondary cracking process, which breaks long chains of organic compounds and hydrocarbons into shorter chains so that they cannot be condensed again (Jamilatun *et al.*, 2019).

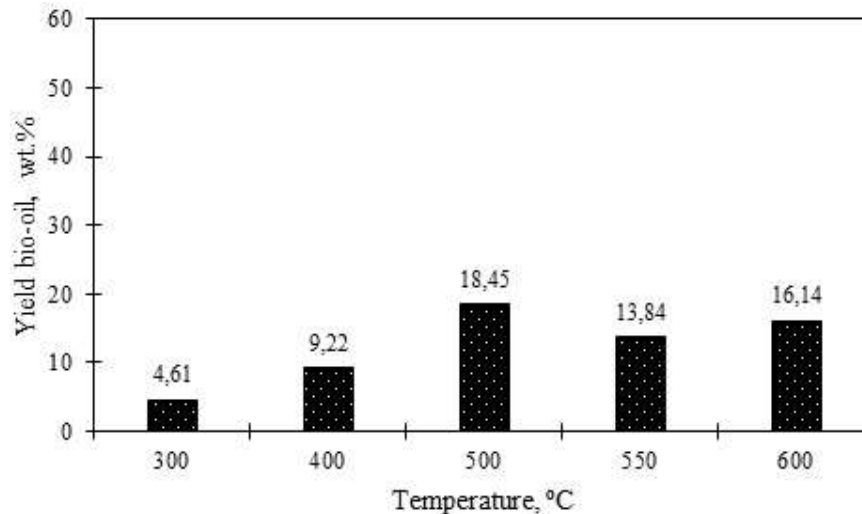


Figure 2. The effect temperature on yield bio-oil

The Influence of Temperature on Water Phase Yield

Figure 3 shows the influence of temperature on the water phase. From these experiments, the water phase yield has increased, which is affected by the temperature increase from 300-400 °C. Then the water phase yield was relatively constant at 400-550°C and dropped slightly at a temperature of 550°C. At a temperature of 600, the water phase yield has decreased. The water phase yield influenced by the water content of SPR (9.99 wt.% of dry based) and the reactions of water formation during pyrolysis proses (dehydration). Based on (Basu, 2010), the average water content of tar in biomass is above 20 wt.%.

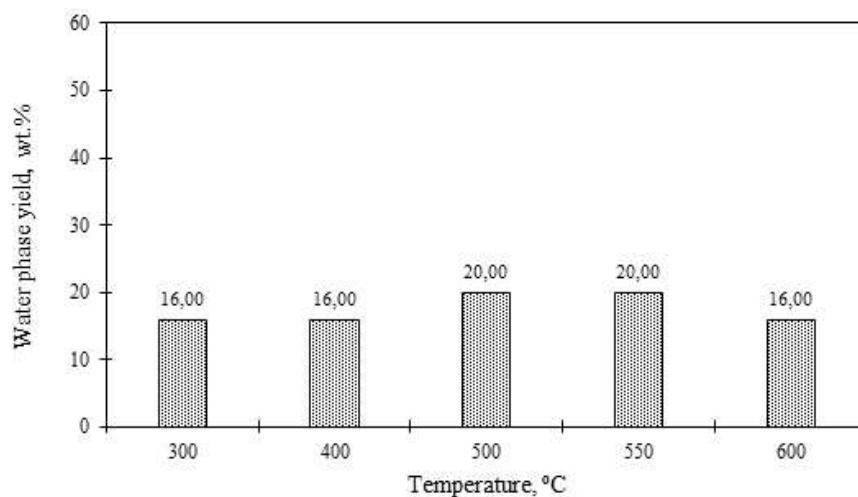


Figure 3. The influence of pyrolysis temperature on water phase yield

The Influence of Temperature on Char Yield

Figure 4 shows the influence of temperature on char yield from SPR pyrolysis. Form these experiments; the char yield obtained from the temperature of 300°C, 400 °C, 500 °C, 550 °C and 600 °C with the percentage of 49.02 wt.%,

39.96 wt.%, 32,02 wt.%, 30.11 wt.%, and 28.39 wt.%, respectively. These results indicated that the char yield has significantly decreased. Based on the literature review (Dickerson T, 2013) shown that the pyrolysis at low temperatures less than 400 ° C or relatively low heating will produce relatively high char products. A lower heating rate and a longer the residence time causing a secondary cracking reaction will affect the bio-oil properties. The higher of the pyrolysis temperature used so that the char content will be lower because the SPR complier content will decompose, and the volatile matter content will decrease with the increase of the pyrolysis temperature.

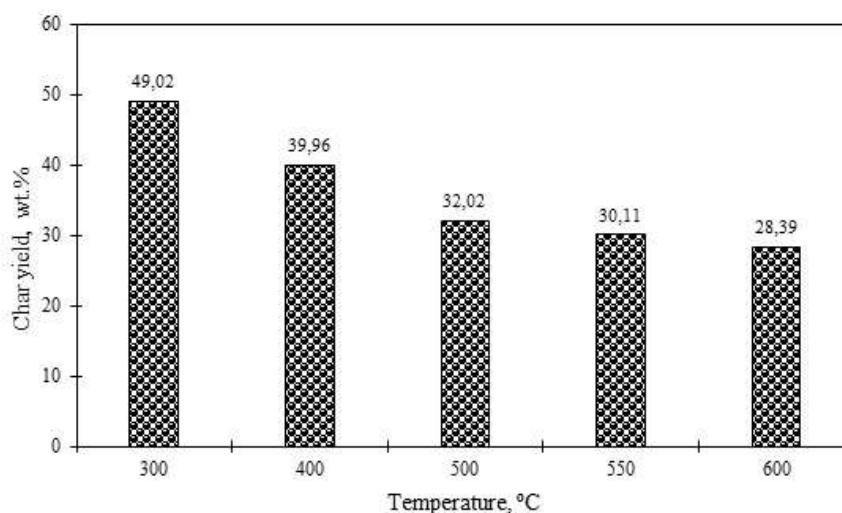


Figure 4. The influence of temperature on char yield

The Influence of Temperature on Gas Yield

Figure 5 shows the influence of temperature on gas yield. From these experiments, the gas yield obtained from the temperature of 300 °C, 400 °C, 500 °C, 550 °C, and 600 °C with the percentage of 30.37 wt.%, 34.82 wt.%, 29.54 wt.%, 36.06 wt.%, and 39.47 wt.%, respectively. The experiment found that the temperature of 500 °C obtained the lowest yield among others because the SPR conversion at 500 °C of temperature was more bio-oil than converted to gas. The gas yield at a temperature of 550 °C and 600 °C has increased with the percentage of 36.06 wt.%, and 39.47 wt.%, respectively. So it can be seen that gas products are growing with increasing pyrolysis temperature.

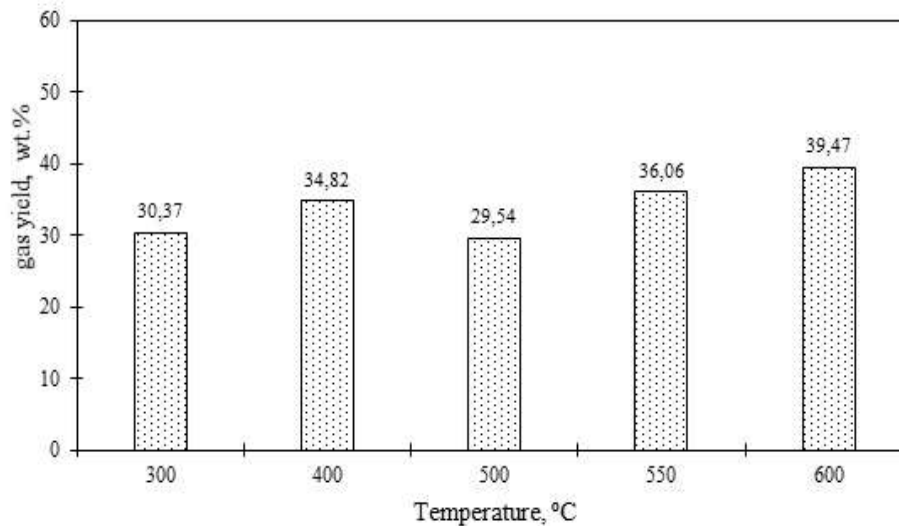


Figure 5. The influence of temperature on gas yield

The Influence of Temperature on Bio-oil Composition

The bio-oil tested by GCMS that can see in figure 6. From the testing, it found that the forms of bio-oil consist of nitrogen, alcohol, ketone, aldehyde, carbonyl, poly-aromatic, aliphatic, acid, phenol, aromatic—the bio-oil compositions displayed in figure 7.

In this experiment, the hydrocarbon compounds in bio-oil are aromatic and aliphatic hydrocarbon. The aromatic hydrocarbon can increase the octane value of the fuel, while high aliphatic hydrocarbons can apply as transportation fuels (Li G *et al.*, 2013). The aliphatic hydrocarbon includes alkane (single bond), alkene (double bond), cycloalkane, and cycloalkene that resulted from lipid pyrolysis at SPR. Aromatic hydrocarbon consists of monocyclic aromatic hydrocarbon (MAH) and polycyclic aromatic hydrocarbon (PAH). PAH compound in the bio-oil is quite high at 500°C (Zhou H *et al.*, 2015). PAH can form when products such as coal, oil, gas, and organic matter not burned out completely. Aromatic compounds not identified in this study.

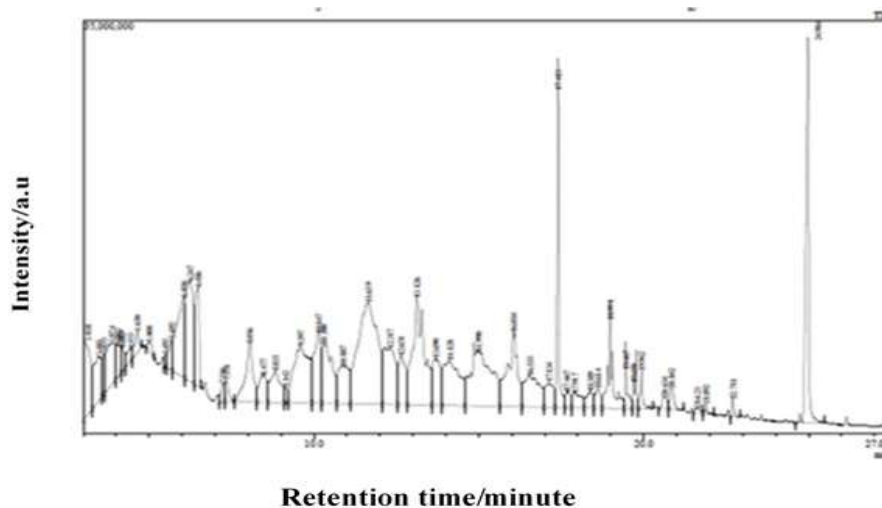


Figure 6. Spectra GC-MS bio-oil from SPR pyrolysis

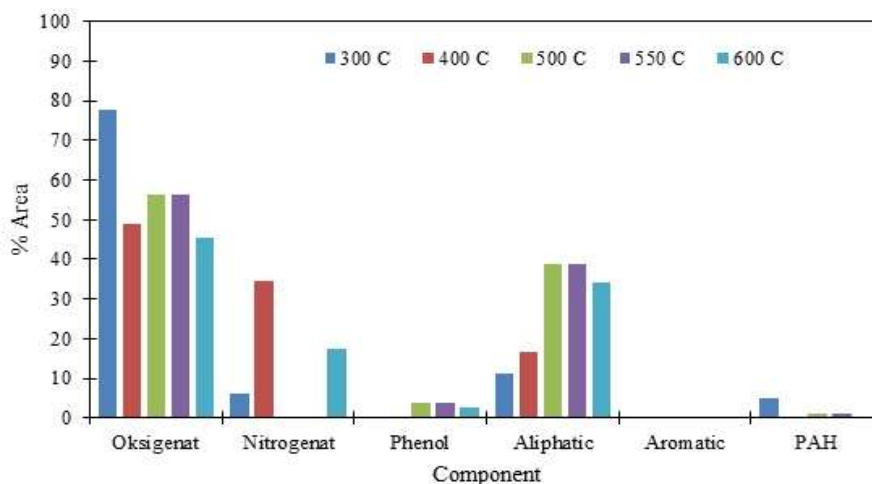


Figure 7. The influence of temperature on bio-oil compositions

Conclusions

Biofuel is one of the renewable energy sources that obtained from biomass. *Spirulina platensis residue* (SPR) obtained from *Spirulina platensis* (SP) solid residue extraction. It heated in the fixed-bed reactor with temperature ranging from 300-600°C to produce three products, such as gas, char, and liquid (water phase and bio-oil). This experiment found that the maximum bio-oil yield was 18.45 wt.% at a pyrolysis temperature of 500°C. The maximum water phase yield obtained about 20 wt.% at the pyrolysis temperature from 500-550°C. The maximum char yield obtained at temperature 300°C about 49.02 wt.%. The gas yield was obtained 35.47 wt.% at a temperature of 600°C. However, the pyrolysis temperature had effected the pyrolysis product. GC-MS tested the bio-oil yield. From the analysis result, the compositions of the bio-oil consist of nitrogen, alcohol, ketone, aldehyde, carbonyl, poly-aromatic, aliphatic, acid, phenol, and aromatic.

Acknowledgement

The authors would like to thank research funding assistance through the Internal Grant Compete Research Scheme through the Research and Community Service Institute of Universitas Ahmad Dahlan, Yogyakarta.

References

- Badan Pengkajian dan Penerapan Teknologi-Outlook Energi Indonesia 2018[Online]. BPPT-OEI, 2018.
- Basu, P. (2010). Biomass gasification and pyrolysis. Practical design and theory. Elsevier Inc.
- Chen, W., K., Xia, M., Yang, H., Chen, Y., X., Che, Q. (2018). Hanping Chen, Catalytic deoxygenation co-pyrolysis of bamboo wastes and microalgae with biochar catalyst, *Energy*, 157, 472-482.
- Choi, Y-K., Choi, T-R., Gurav, R., Bhatia, S.K., Park, Y-L., Kim, H.J., Kan, E., Yang, Y-H. (2020). the Adsorption behavior of tetracycline onto *Spirulina* sp. (microalgae)-derived biochars produced at different temperatures, *Science of the Total Environment*, 710, 136-282.
- Gronli M. G. (1996). A theoretical and experimental study of the thermal degradation of biomass [Ph.D. thesis]. The Norwegian University of Science and Technology.
- Gultom, S. O., Zamalloa, C., & Hu, B. (2014). Microalgae Harvest through Fungal Palletization-Co-Culture of *Chlorella Vulgaris* and *Aspergillus niger*. *Energies*. 7(7):4417-442.
- Hu, Z., Zheng, Y., Yan, F., Xiao, B., and Liu, S. (2013). *Bio-oil* production through pyrolysis of blue-green algae blooms (BGAB): Product distribution and *bio-oil* characterization, *Energy*, 52, 119–125.
- Hu, X., and Gholizadeh, M. (2019). Biomass pyrolysis: A review of the process development and challenges from initial researches up to the commercialization stage, *Journal of Energy Chemistry*, 39, 109–143.
- Jamilatun, S., Kusuma, D., Shakti, A.S.S., Ferdiant, F. (2010). Pembuatan Biocoal Sebagai Bahan Bakar Alternatif dari Batubara dengan Campuran Arang Serbuk Gergaji Kayu Jati, Glugu dan Sekam Padi, Prosiding Seminar Nasional Teknik Kimia “Kejuangan” , Pengembangan Teknologi Kimia untuk Pengolahan Sumber Daya Alam Indonesia , ISSN 1693 – 4393.
- Jamilatun, Intan Dwi, I., Elza Novita, P. (2014). Karakteristik Arang Aktif dari Tempurung Kelapa dengan Pengaktivasi H₂SO₄ Variasi Suhu dan Waktu, Simposium Nasional Teknologi Terapan (SNTT) II 2014, Universitas Muhammadiyah Surakarta, ISSN: 2339-028X.

- Jamilatun, S dan Salamah, S. (2015). Peningkatan Kualitas Asap Cair dengan Menggunakan Arang Aktif, SNTT FGDT 2015, Universitas Muhammadiyah Surakarta.
- Jamilatun, S., Aslihati, L. , Suminar, E.W. (2016). Pengaruh perendaman ikan nila dengan asap cair (*liquid smoke*) terhadap daya simpan", Prosiding Semnastek.
- Jamilatun, S., Budiman, A., Budhijanto, and Rochmadi. (2017). Non-catalytic Slow Pyrolysis of *Spirulina platensis* Residue for Production of Liquid *Biofuels*", *International Journal of Renewable Energy Research*, 7(4), 1901–1908.
- Jamilatun S. dan Salamah, S. (2017). Pemanfaatan Asap Cair Food Grade yang Dimurnikan dengan Arang Aktif sebagai Pengawet Ikan Nila, *Eksergi*, 14 (2), 29-34.
- Jamilatun, S., Budhijanto, Rochmadi, Yuliestyan, A. and Budiman, A. (2019). Valuable Chemicals Derived from Pyrolysis Liquid Products of *Spirulina platensis* Residue, *Indones. J. Chem.*, 19 (3), 703 – 711.
- Jamilatun , S., Setyawan , M., Mufandi , I. dan Budiman, A. (2019). Potensi Produk Cair (Oil phase dan *Water phase*) Dari Pirolisis Mikroalga Sebagai Pengawet Makanan, *Chemica Jurnal Teknik Kimia*, Vol.6 No.2. hal 83-93.
- Kan, T., Strezov, V. and T.J. (2016). Lignocellulosic biomass pyrolysis: A review of product properties and effects of pyrolysis parameters, *Renewable and Sustainable, Energy Reviews*, 57, 1126–1140.
- Miao, X., Wu Q., and Yang, C. (2004). Fast pyrolysis of microalgae to produce renewable Fuels. *J. Anal. Appl. Pyrol.*, 71, 855–863.
- Mufandi, I., Treedet, W., Singbua, P., & Suntivarakorn, R. (2019). Produksi *Bio-oil* dari Rumput Gajah dengan Fast Pyrolysis menggunakan Circulating Fluidized Bed Reactor (CFBr) dengan Kapasitas 45 Kg/H. *CHEMICA: Jurnal Teknik Kimia*, 5(2), 37. <https://doi.org/10.26555/chemica.v5i2.12484>
- Mufandi, I. Wasakorn Treede, Piyapong Singbua, and Ratchaphon Suntivarakorn. (2020). The Comparison of *Bio-oil* Production from Sugarcane Trash, Napier Grass, and Rubber Tree in The Circulating Fluidized Bed Reactor. *TEST Engineering and Management Journal* 82(4557):4557–63.
- Schenk, P.M., Skye R. Thomas-Hall, Evan Stephens & Ute C. Marx & Jan H. Mussnug & Clemens Posten & Olaf Kruse & Ben Hankamer. (2008) Second Generation *Biofuels*: High-Efficiency Microalgae for Biodiesel Production, *Bioenerg. Res.*1: 20–43.
- Suttibak, S., Sriprateep, K., & Pattiya, A. (2012). Production of *bio-oil* via fast pyrolysis of cassava rhizome in a fluidized-bed reactor. *Energy Procedia*, 14, 668–673. <https://doi.org/10.1016/j.egypro.2011.12.993>.
- Treedet, Wasakron, & Suntivarakorn, R. (2011). Sugar Cane Trash Pyrolysis for *Bio-oil* Production in a Fluidized Bed Reactor. 140–147.

<https://doi.org/10.3384/ecp11057140>.

- Treedet, Wasakorn, & Suntivarakorn, R. (2018). Design and operation of a low-cost *bio-oil* fast pyrolysis from sugarcane bagasse on circulating fluidized bed reactor in a pilot plant. *Fuel Processing Technology*, 179(March), 17–31. <https://doi.org/10.1016/j.fuproc.2018.06.006>
- Vassilev SV, Baxter D, Andersen LK, Vassileva CG. (2010). An overview of the chemical composition of biomass”. *Fuel*; 89(5): 913–33. DOI:10.1016/j.fuel.10.022.
- Yang, C, Lic, R., Zhanga, B., Qiud, Q., Wange, B., Yangf, H., Dinga, Y. and Wanga, C., (2019). Pyrolysis of microalgae: A critical review, *Fuel Processing Technology*, 186, 53–72.