

Judul	:	Physical and psychological violence in dating with stress among adolescents during the COVID-19 pandemic
Author	:	Suci Musvita Ayu, Liena Sofiana, Nurul Karina Sabrina
Jurnal	:	International Journal of Public Health Science (IJPHS)

Bukti Review:

http://ijphs.iaescore.com | ISSN 2252-8806, e-ISSN 2620-4126

International Journal of Public Health Science (IJPHS)

HOME ABOUT USER HOME SEARCH CURRENT ARCHIVES ANNOUNCEMENTS

Home > User > Author > Submissions > #20764 > Summary

#20764 Summary

[SUMMARY](#) [REVIEW](#) [EDITING](#)

Submission

Authors	Suci Musvita Ayu, Liena Sofiana, Nurul Karina Sabrina
Title	Physical and psychological violence in dating with stress among adolescents during the COVID-19 pandemic
Original file	20764-39216-1-SM.DOCX 2020-11-30
Supp. files	None
Submitter	Suci Musvita Ayu
Date submitted	November 30, 2020 - 04:35 PM
Section	Maternal_and_Reproductive_Health
Editor	Veronique Gucht (Review) Ellina Lytvyak (Review) Jennifer Spencer (Review)
Abstract Views	382

Status

Status	Published Vol 10, No 3: September 2021
Initiated	2021-06-24
Last modified	2021-07-14

Submission Metadata





Authors

Name	Suci Musvita Ayu
ORCID iD	http://orcid.org/0000-0002-2788-3961
URL	https://orcid.org/0000-0002-2788-3961
Affiliation	Universitas Ahmad Dahlan
Country	Indonesia
Bio Statement	—
Principal contact for editorial correspondence.	
Name	Liena Sofiana
Affiliation	Universitas Ahmad Dahlan
Country	Indonesia
Bio Statement	—
Name	Nurul Karina Sabrina
Affiliation	Universitas Ahmad Dahlan
Country	Indonesia
Bio Statement	—

#20764 Review

SUMMARY **REVIEW** EDITING

Submission



Authors Suci Musvita Ayu, Liena Sofiana, Nurul Karina Sabrina 
Title Physical and psychological violence in dating with stress among adolescents during the COVID-19 pandemic
Section Maternal_and_Reproductive_Health
Editor Veronique Gucht  (Review)
Ellina Lytvyak  (Review)
Jennifer Spencer  (Review)

Peer Review

Round 1

Review Version [20764-39217-1-RV.DOCX](#) 2020-11-30
Initiated 2020-12-01
Last modified 2021-01-19
Uploaded file Reviewer F [20764-39411-1-RV.DOCX](#) 2021-01-18

Editor Decision

Decision Accept Submission 2021-01-24
Notify Editor  Editor/Author Email Record  2021-01-24
Editor Version None
Author Version [20764-39443-1-ED.DOCX](#) 2021-01-23 [DELETE](#)
[20764-39443-2-ED.DOCX](#) 2021-01-28 [DELETE](#)
Upload Author Version No file chosen

Editor/Author Correspondence

Editor [DELETE](#)

Subject: [IJPHS] Editor Decision

2021-01-19 04:21 AM The following message is being delivered on behalf of International Journal of Public Health Science (IJPHS).

Dear Prof/Dr/Mr/Mrs: Suci Musvita Ayu,

We have reached a decision regarding your submission entitled "Physical and psychological violence in dating with stress in adolescents during the Covid-19 Epidemic" to International Journal of Public Health Science (IJPHS), a peer-reviewed and an OPEN ACCESS journal that makes significant contributions to major areas of public health science.

Our decision is to ACCEPT with revisions

The goal of your revised paper is to describe novel technical results.

A high quality paper MUST has:

- (1) a clear statement of the problem the paper is addressing --> explain in "Introduction" section
- (2) the proposed solution(s)/method(s)/approach(es)/framework(s)/
- (3) results achieved. It describes clearly what has been done before on the problem, and what is new.

In preparing your revised paper, you should pay attention to:

1. Please ensure that: all references have been cited in your text; Each citation should be written in the order of appearance in the text; The references must be presented in

numbering and CITATION ORDER is SEQUENTIAL [1], [2], [3], [4],

Please download & study our published papers for your references:

- <http://ijphs.iaescore.com>
- <http://ijere.iaescore.com>
- <http://journal.uad.ac.id/index.php/edulearn>
- <http://iaescore.com/journals> (other journals)

(Please use "Search" menu under "JOURNAL CONTENT" menu in right side of the site)

2 An Introduction should contain the following three (3) parts:

- Background: Authors have to make clear what the context is. Ideally, authors should give an idea of the state-of-the art of the field the report is about.
- The Problem: If there was no problem, there would be no reason for writing a manuscript, and definitely no reason for reading it. So, please tell readers why they should proceed reading. Experience shows that for this part a few lines are often sufficient.
- The Proposed Solution: Now and only now! - authors may outline the contribution of the manuscript. Here authors have to make sure readers point out what are the novel aspects of authors work. Authors should place the paper in proper context by citing relevant papers. At least, 5 references (recently journal articles) are used in this section.

3. Results and discussion section: The presentation of results should be simple and straightforward in style. This section report the most important findings, including results of statistical analyses as appropriate. You should present the comparison between performance of your approach and other researches. Results given in figures should not be repeated in tables. It is very important to prove that your manuscript has a significant value and not trivial.

Please submit your revised paper within 6 weeks.

I look forward for hearing from you

Thank you

Best Regards,
Dr. Lina Handayani
Universitas Ahmad Dahlan
ijphs@iaescore.com

Update your metadata in our online system when you submit your revised paper through our online system, included:

- Authors name are presented without salutation
- Authors Name are presented Title Case (ex: Michael Lankan, and NOT written--> michael lankan or MICHAEL LANKAN). Add all authors of your paper as per your revised paper
- Title of revised paper (ex: Application of space vector , NOT --> APPLICATION OF SPACE VECTOR)
- Your abstract

Reviewer F:

Does the paper contain an original contribution to the field?:

Yes

Is the paper technically sound?:

Yes

Does the title of the paper accurately reflect the major focus contribution of this paper?:

Yes

Please suggest change of the title as appropriate within 10 words:

Physical and psychological violence in dating with stress in among Adolescents during the Covid-19 Pandemic

Is the abstract a clear description of the paper?

:

Yes

Please suggest change of the abstract

:

Is the paper well written (clear, concise, and well organized)?:

Yes

Are the equations, figures and tables in this journal style, clear, relevant, and are the captions adequate?:

Yes

Please score the paper on a scale of 0 - 10 as per the directions below:

9-10 Excellent - Outstanding

7-8 Good

5-6 Average

3-4 Poor

0-2 Very Poor

:

7

Comments to the Authors (how to improve this paper)::

Improve the English proficiency to write a sentence. Rechecked the sentences from google translate

see file

International Journal of Public Health Science (IJPHS)
<http://ijphs.iaescore.com>

Editor [DELETE](#)

Subject: [IJPHS] Editor Decision

The following message is being delivered on behalf of International Journal of Public Health Science (IJPHS).

2021-01-24 09:04 PM

Dear Prof/Dr/Mr/Mrs: Suci Musvita Ayu,

It is my great pleasure to inform you that your paper entitled "Physical and psychological violence in dating with stress in adolescents during the Covid-19 Epidemic" is ACCEPTED and will be published on the International Journal of Public Health Science (IJPHS). This journal is accredited SINTA 1 by Ministry of Research and Technology/National Research and Innovation Agency, Republic of Indonesia (RISTEK-BRIN) and just ACCEPTED for inclusion (indexing) in Scopus (<https://suggestor.step.scopus.com/progressTracker/?trackingID=D331D503BA1584BF>). Congratulations!

make sure that the writing of decimal is in ENGLISH version; re check all of them.

Please prepare your final camera-ready paper (in MS Word or LATEX file format) adheres to every detail of the guide of authors (MS Word: <http://iaescore.com/gfa/ijphs.docx>, or <http://iaescore.com/gfa/ijphs.rar> for LATEX file format), and check it for spelling/grammatical mistakes. Then you should upload your final paper through our online system (as "author version" under our decision, NOT as new submission).

You should submit your camera-ready paper within 6 weeks.

I look forward to hearing from you.

Thank you

Best Regards,
Dr. Lina Handayani

Please ensure that all references have been cited in your text. Each citation should be written in the order of appearance in the text in square brackets. For example, the first citation [1], the second citation [2], and the third and fourth citations [3,4]. When citing multiple sources at once, the preferred method is to list each number separately, in its own brackets, using a comma or dash between numbers, as such: [1], [3], [5] or

[4-8]. It is not necessary to mention an author's name, pages used, or date of publication in the in-text citation. Instead, refer to the source with a number in a square bracket, e.g. [9], that will then correspond to the full citation in your reference list. Examples of in-text citations:

This theory was first put forward in 1970 [9]."

Bloom [10] has argued that...

Several recent studies [7], [9], [11-15] have suggested that....

...end of the line for my research [16].....

In order to cover part of the publication cost, each accepted paper is charged: USD 180 (~IDR 2600K). This charge is for the first 8 pages, and if any published manuscript over 8 pages will incur extra charges USD40 (~IDR 580K) per page

The payment should be made by bank transfer (T/T):

Bank Account name (please be exact)/Beneficiary: LINA HANDAYANI

Bank Name: CIMB NIAGA Bank

Branch Office: Kusumanegara Yogyakarta

City: Yogyakarta

Country : Indonesia

Bank Account #: 760164155700 (formerly: 5080104447117)

SWIFT Code: BNIAIDJAXXX (PT. BANK CIMB NIAGA, TBK. in JAKARTA)

IMPORTANT!!!

- You should submit your payment receipt (along with your camera-ready paper) within 6 weeks to email: ijphs@iaescore.com, cc: linafkm@gmail.com.

- All correspondence should be addressed to the emails (support by phone is not provided).

International Journal of Public Health Science (IJPHS)

<http://ijphs.iaescore.com>

Physical and psychological violence in dating with stress among Adolescents during the Covid-19 Pandemic

Suci Musvita Ayu¹, Liena Sofiana², Nurul Karina Sabrina³
Faculty of Public Health, Universitas Ahmad Dahlan, Indonesia

Article Info

Article history:

Received Jun 9, 2018
Revised Nov 20, 2018
Accepted Jan 11, 2019

Keywords:

Physical violence in dating
Psychological violence in dating
Stress
Teenage dating

ABSTRACT

Currently, the juvenile delinquency trend is still very high. Dating violence (DV) is one of the delinquencies that teenagers often commit. DV have negative impacts in the form of physical and psychological impacts. Physical impacts can include bruises, fractures. Meanwhile, the psychological impact can be a the form of depression, stress, anxiety, and sleep problems. This study aims to analyze the relationship between physical and psychological violence in dating stress among adolescents. This study used a cross-sectional design. Sample of this study were 314 students (15-19 years) in Bantul chosen through a purposive sampling technique. a. Data analysis using multiple logistic regression. The results showed that there was a significant relationship towards stress, namely gender (p-value = 0.050), physical violence (p-value = 0.000), and psychological violence (p-value = 0.000). Age (p-value = 0.653) and parents' income (p-value = 0.100) had no significant relationship to stress. Psychological violence variable (p-value = 0.000; OR = 6,285, 95%; CI = 3,683-10,726) was the most dominant in triggering stress in adolescents. So, there is a relationship between gender, physical and psychological violence in dating with the incidence of stress among adolescents in Bantul Regency during the Covid-19 pandemic.

This is an open access article under the [CC BY-SA](https://creativecommons.org/licenses/by-sa/4.0/) license.



Corresponding Author:

Suci Musvita Ayu,
Faculty of Public Health,
Universitas Ahmad Dahlan,
Jl. Prof. Dr. Soepomo, Janturan, Yogyakarta (55164), Indonesia.
Email: suci.ayu@ikm.uad.ac.id

1. INTRODUCTION

Dating Violence (DV) is a phenomenon that often occurs around us. DV is still everywhere regardless of origin, ethnicity and region [1]. Nearly one-third of women in the world who are in a relationship have experienced physical or sexual violence by their partner [2]. Violence has a direct impact on women's health. In some cases, violence can even be fatal.

Consequently, physical and mental health can also have a lasting effect even after the violence has stopped [3]. Partner violence is one of the most painful and traumatic experiences because it destroys interpersonal trust and a sense of security [4]. DV that often occurs in adolescents usually in the form of physical, economic, psychological, mental, and sexual violence. Physical DV can include kicking, hitting, and pinching. In the mental structure of excessive jealousy, coercion, and harsh treatment in public. In the

Deleted: in

Deleted: a

Deleted: Epidemic

Formatted: English (United States)

Formatted: Portuguese (Brazil)

Formatted: Portuguese (Brazil)

Formatted: Portuguese (Brazil)

Deleted: in

Deleted: in

Deleted: Sampling

Deleted: was

Deleted: using

Deleted: respondents from high school students in Bantul Regency, Indonesia.

Deleted: with

Deleted: with

Deleted: in

Formatted: Portuguese (Brazil)

economic form, dating violence can be in the form of the perpetrator borrowing money or goods without ever returning it. Violence in the form of psychology, for example, insults, comparing one's partner with others, and excessive jealousy. Meanwhile, violence in the form of sexuality can be in the form of coercion to have sexual relations, rape or other acts [5].

Dating violence occurs a lot in Indonesia. The Ministry of Women's and Children's Empowerment stated that 42.7% of unmarried women had experienced violence, and 2,090 of the 10,847 perpetrators of violence are boyfriends/friends [6]. According to the Annual Record (CATAHU) in 2017, there were 1873 cases of violence and an increase of 200 cases in 2018 [7]. The Women Empowerment Service for Child Protection and Family Planning (DP3AKB) reported that the DV rate reached 703 cases, while in district courts, there were 216 cases. According to CATAHU, the age characteristics of DV victims are in the range of 13-18 years, and the perpetrators are 19-24 years [8].

In 2018, there were 980 cases of violence against women in the Special Region of Yogyakarta and was ranked sixth in Indonesia. In 2015 in Bantul District, there were 90 cases of violence against women, then increased to 94 cases in 2016 and 131 cases in 2017 [7]. There were 74 cases of dating violence in Bantul Regency in 2017 and an increase of 80 cases in 2018 [9]. According to previous research, there were 30.83% of young women who experienced physical violence. A total of 34.17% participated in sexual violence, namely kissing forcibly. 25.85% of young women experience economic violence because they have to buy phone credit for their boyfriend/partner. 17.50% experienced emotional violence because their boyfriend/partner made them laugh [10].

2. RESEARCH METHOD

This type of research was a quantitative study with purposive sampling technique of data collection. This study used a cross-sectional approach. The research population used was 32,815 students at the high school level in Bantul Regency. The number of samples were 314 students. The sample inclusion criteria were students aged 15-19 years and already or currently dating. In contrast, the exclusion criteria were unwillingness to become respondents, students who had never been dating and students who did not fill the questionnaire.

Identification of the relationship between the variables of age, gender, parental income, physical and psychological violence and stress events using bivariate analysis. Odds ratio and hypothesis testing used the Chi-square statistic at the 5% significance level. Multivariate analysis used multiple logistic regression to produce an adjusted odds ratio.

3. RESULTS AND DISCUSSIONS

3.1. Respondent characteristics

Table 1 describes the frequency distribution of characteristics of high school students in Bantul Regency, Yogyakarta. Most of the respondents were 15-16 years old. Most of the respondents are female. There were 34% of respondents come from 10th grade, and more than 58% of respondents have parental income with category ≤ 1,750,500

Table 1. Demographics of respondents

Characteristics	Frequency (N)	Percent (%)
Age (years)		
15-16	172	54.8
17-18	142	45.2
Gender		
Female	241	76.8
Male	73	23.2
Grade		
10 th	107	34.1
11 th	106	33.8
12 th	101	32.2
Parents' income (IDR)		
≤ 1.750.500	183	58.3
> 1.750.500	131	41.7
Total	314	100

3.2 Univariate analysis

Table 2 shows that all respondents have experienced physical and psychological violence. Most of the respondents of the study were experienced in the low category of physical violence. In the psychological

Deleted: ,

Commented [A1]: Could you explain why this age range mostly became a DV victims?

Deleted: in the field of

Commented [A2]: Please add some information that explain about dating violence in the Covid 19 pandemic. Why it is happened?

Please explain what the impact of DV among women?

Please explain what government do to decreasing the number of DV each year?

Commented [A3]: Please consistently use term study of research?

Deleted: is

Deleted: that met the inclusion and exclusion criteria was

Deleted: incomplete data

Deleted: s

Deleted: Female respondents dominate in this study

Deleted: About

Commented [A4]: Make in USD

Deleted: R

Deleted: who experienced physical violence in courtship were in a Low category, which was almost twice that of the High category...

violence variable, respondents experienced violence in the High category. The level of stress in the Low category of respondents was 6.4% higher than the High category.

Table 2. Univariate analysis

Variable	Frequency (N)	Percent (%)
Physical Violence		
High	109	34.7
Low	205	65.3
Psychological Violence		
High	140	44.6
Low	174	55.4
Stress		
High	147	46.8
Low	167	53.2
Total	314	100

Table 3 and Table 4 describes the forms of physical and psychological violence experienced by adolescents. Based on Table 3, the most frequent physical violence experienced by adolescents is "pushed or pulled" with a percentage of around 16%. The rare act of violence was "clothes being torn off and beating or slapping" with a portion of 6% each. Based on Table 4, the psychological violence most often experienced by adolescents is to bring up the past with a percentage of 7%. Meanwhile, the least amount of psychological violence was Forcing to have sex with a ratio of 3%.

Table 3. Physical violence in adolescents

Physical Violence	Frequency (N)	Percent (%)
Hit or punch	67	7
Slap	59	6
Scratching	71	8
Hand twist	74	8
Slamming	74	8
Push or pull	154	16
Bite	75	8
Suffocate	76	8
Forcing off the vehicle	98	10
Injuring with a hard object	73	8
Tearing clothes	57	6
Forcing to have sex	62	7

Table 4. Psychological violence in adolescents

Psychological Violence	Frequency (N)	Percent (%)
Underestimating	210	4
Demanding obedience	273	6
Angry when reprimanded	238	5
Demanding sexual intercourse	155	3
Limiting association	301	6
Limiting friends of the opposite sex	263	6
Scolding in front of others	225	5
Stingy	229	5
Underestimating academic abilities	226	5
Yelling and shouting	224	5
Disrespect feelings	278	6
Make fear	237	5
Treat it like a fool	221	5
Rough	240	5
Mocking appearance	219	5
Threatening	222	5
Bring up the past	308	7
Insulting in front of friends	202	4
Scare	207	4
Saying hurtful things	256	5

3.3 Bivariate analysis

Table 5 describes the results of the bivariate test. The results of the chi-square test showed that adolescents aged 15-16 years, and respondents who had parents with an income $\leq 1,750,500$ experienced low stress. However, the stress levels on these two variables were not statistically significant. Based on gender, female respondents experienced stress in the low category, and it was statistically significant. Respondents

Title of manuscript is short and clear, implies research results (First Author)

who experienced both physical and psychological violence have a high level of stress and statistical significance.

Table 5. Bivariate analysis

Variable	Stress				Total	p-value	OR CI 95%
	High		Low				
	N	(%)	N	(%)			
Age (years)							
15-16	83	48.3	89	51.7	172	0.653	1.137 (0.728-1.775)
17-19	64	45.0	78	55.0	142		
Gender							
Female	105	43.6	136	57.4	241	0.050	0.570 (0.336-0.968)
Male	42	57.5	31	42.4	73		
Parents' Income (IDR)							
≤ 1.750.500	78	42.6	105	57.3	183	0.100	0.667 (0.425-1.048)
> 1.750.500	69	52.6	62	47.4	131		
Physical Violence							
High	73	66.9	36	33.1	109	0.000	3.590 (2.198-5.862)
Low	74	36.0	131	64.0	205		
Psychological Violence							
High	100	71.4	40	28.6	140	0.000	6.755 (4.112-11.098)
Low	47	27.0	127	73.0	174		
Total					314		

3.4 Multivariate analysis

Table 6 describes the results of the multivariate test using logistic regression analysis.

Table 6. Multivariate analysis (Logistic regression)

Variable	Stress			Odds Ratio (95% CI)	
	High	Low	Total	Unadjusted	Adjusted
	(%)	(%)	(n)		
Age (years)					
15-16	48.3	51.7	172	1.137 [0.728-1.775]	1.615 [0.953-2.737]
17-19	45.0	55.0	142		
Gender					
Female	43.6	57.4	241	0.570 [0.336-0.968]	0.520 [0.282-0.958]
Male	57.5	42.4	73		
Parents' Income					
≤ 1.750.500	42.6	57.3	183	0.667 [0.425-1.048]	0.852 [0.504-1.439]
> 1.750.500	52.6	47.4	131		
Physical Violence					
High	66.9	33.1	109	3.590 [2.198-5.862]	2.655 [1.540-4.578]
Low	36.0	64.0	205		
Psychological Violence					
High	71.4	28.6	140	6.755 [4.112-11.098]	6.285 [3.683-10.726]
Low	27.0	73.0	174		
Total			314		

Relationship between age and stress

Based on Table 6, after adjusting, the OR value of the age variable has increased from 1.137 to 1.615. Thus, adolescents aged 15-16 years were 1.615 times more likely to experience stress but it was not statistically significant (AOR = 1.615; CI = 0.953-2.737; p-value = 0.643). Adolescents who are still underage show a tendency to behave as desired. At this stage, adolescents are more relaxed in doing activities or at will, so they tend not to get stressed easily. Especially amid the current pandemic, students are working on assignments from home and tend to be more relaxed. So that there is no coercion or deadline to make them depressed.

This study is in line with research by [11], which states that age does not have a significant effect on stress (p = 0.382). However, [Dosil \(2020\)](#) found that age affects the incidence of violence. [Suwartika et al. \(2014\)](#) stated that there is a relationship between age and the incidence of stress in adolescents with a value of p = 0.039. The reason is that as an adult, someone is usually more skilled at managing stress than adolescents and the elderly. The causes of stress in adolescents are various, one of which is the social environment of the individual. Psychosocial stressors are stress caused by social, environmental stressors [14].

Relationship between gender and stress

The OR value on the gender variable has decreased from 0.570 to 0.520. Thus, adolescent girls have a 0.520 times greater chance of experiencing stress and this is statistically significant (AOR = 0.520; CI = 0.282-0.958; p-value = 0.050). Researchers assume that women are more prone to experiencing stress because women tend to be more thinkers than men; women are more likely to think about a problem excessively and make it vulnerable to stress. Besides, women's lives, in general, are greatly influenced by their romantic relationships, so that when problems arise in their relationships, women are more prone to experiencing stress than men.

This research is in line with research conducted by Nasrani & Purnawati, which states that women are more likely to experience stress, which causes anxiety and fear [11]. According to Hafifah, sex differences affect the incidence of stress [15]. Women express more of what happens to themselves. At the same time, men prefer to control their emotions, accept the problems they are experiencing, do not think about stressful situations, and make efforts to solve a problem. Violence is related to the gender of adolescents, apart from that the parenting factor is also significant [16].

Relationship between Parents' income and stress

Statistically, the parents' income has no significant relationship with stress. However, adolescents with parental income \leq 1,750,500 have a 0.852 times greater chance of experiencing stress than adolescents with parental income $>$ 1,750,500. In this situation, adolescents tend to want to show their identity in everything, including in economic terms. Teens look for ways to meet their needs, even with the consequences they have to work. When they get what they want, they will feel calmer and stress-free. These findings reinforce the results which found a meaningless relationship between parental income and stress levels in adolescents [17]. Respondents who have low income have a lower chance of experiencing stress than those with high income [18]. This study contrasts found that there is a significant relationship between stress and income levels [19]. Expenditures more significant than income will trigger stress in family members [20].

Relationship between physical violence and stress

The OR value on the physical violence variable has decreased from 3,590 to 2,655. So that adolescents who experience low physical violence have a 2,655 times greater chance of experiencing stress and it is statistically significant (AOR = 2,655; CI = 1,540-4,578; p-value = 0,000). The reality shows that even though the dominant teenager experiences violence at a low level, there is still the potential for violence in the high category. Adolescents consider the treatment-experienced is trivial or natural. So that it seems that he allows the treatment to be experienced repeatedly without any anticipation for him. During a pandemic like this, there are still many cases of physical violence in dating. Even though they are doing social distancing, there are still many teenagers who meet their boyfriends/partners, although not as often as usual. Due to the reduced frequency of meetings, it makes teenagers more emotional, suspicious, possessive, feels less cared for by their boyfriends, and becomes jealous more easily. These feelings can lead to physical violence when they meet. For example, during a pandemic like this, teenagers do more activities on social media, such as Tik-Tok, Instagram, Twitter, Facebook and WhatsApp, where all social media users can like and comment on posts they make. This situation makes the perpetrator feel jealous of his girlfriend/partner who interacts with the opposite sex. Thus triggering physical violence against victims.

These findings are in line with research violence often occurs among dating partners, but they do not consider it a serious or even avoided problem [21]. Women are more likely to commit acts of physical violence to their partners [22]. Physical violence in the mild category significantly increases depression, anxiety, and post-traumatic stress disorder (PTSD). Research conducted shows that there is a significant relationship between physical violence experienced by respondents at work and the incidence of work stress [23]. Respondents who experienced physical violence from a partner, 144 (79.6%) reported that they experienced verbal abuse and researchers found that physical violence received was related to the incidence of stress in workers [24].

Relationship between psychological violence and stress

The OR value for psychological violence decreased from 6,755 to 6,285. Thus, adolescents who experienced severe psychological violence were 6,285 times more likely to experience stress and it was statistically significant (AOR = 6,285; CI = 3,683-10,726; p-value = 0,000). In times of pandemics like now, couples who initially had close relationships turned into long-distance relationships. As a result, there is a reduction in meeting frequency directly. This triggers the partner always to overthink and tend to think about

Commented [A5]: As a researcher you can linkage with the characteristic of the women socially. How the community create or express that women as a weak person comparing to a man.

Commented [A6]: Why it was happened? please explain the possibility

things that are not sure which can lead to negative perceptions. Due to limited communication due to the pandemic, partners tend to be more irritable, become more jealous and possessive. Moreover, worse, there is an assumption that they experience it naturally as an expression of affection for their partner.

According to the PKBI [25], psychological violence in dating is the most common occurrence during the Covid-19 pandemic. Social restrictions that occurred during the pandemic made violence easy for adolescents, especially psychological violence. Psychological violence in dating is often not realized by victims and perpetrators because they feel that it is a manifestation of love for their partners [26]. According to Kemenpppa [8], violence in dating generally occurs because the victim does not feel or know that the act committed by his partner is an act of violence. So they consider it a sign of affection and fairness. Psychological violence in dating has a psychological impact on adolescents such as fear, closing themselves off from the outside world, stress, decreased academic grades, lazy activities, heartache, the crisis of trust in others, trauma, and anger.

This psychological impact is in line with the results of Safitri research that violence in dating, psychological, physical, and sexual violence can have an impact on the emergence of stress on the victim [27]. According to victims of DV, become afraid, cry, have trouble sleeping, hate men, and raise suspicion against men [28]. This incident shows that every act of violence has a positive correlation with the mental health of victims of violence (anxiety, depression, stress, and suicide). The results of this study are in line with the reports of communication difficulties, and self-defence is factored in the occurrence of violence in boyfriends among adolescents [27],[29]. Even psychological violence is associated with an increase in suicide attempts in boys and girls [30].

4. CONCLUSION

Based on the results of the analysis and previous discussion, the incidence of stress is related to gender, the incidence of physical and psychological violence in adolescents. The multivariate analysis shows that the most dominant factor that triggers stress in adolescents is psychological violence. Younger age is more prone to experience stress by 1,615 times, and it is not significant. Women have the opportunity to experience stress 0.520 times, and it is statistically significant. Low income of parents is more prone to stress by 0.852 times, and it is not statistically significant. Physical and psychological violence are significantly related to the level of stress experienced by adolescents. Adolescents with mild physical violence are more prone to experiencing stress 2,655 times, and adolescents with severe psychological violence are more prone to experiencing stress by 6,285 times.

This finding contributed significantly to providing information related to the relationship between physical and psychological violence incidents with the stressful incidence in dating adolescents during the Covid-19 pandemic. The results reported can be used as material for evaluation and policymaking by stakeholders. However, this research is still limited to quantitative analysis due to pandemic conditions. The researcher suggests that further research focuses on qualitative analysis through in-depth interviews to obtain more comprehensive information.

REFERENCES

- [1] N. Liu *et al.*, "Traumatic Experiences and PTSD Symptoms in the Chinese Male Intrafamilial Physical Violence Perpetrators: A Comparative and Structural Equation Modeling Study," *J. Interpers. Violence*, 2018, doi: 10.1177/0886260518764103.
- [2] World Health Organization, "Violence Against Women," 2017. .
- [3] R. Prakash *et al.*, "Effect of physical violence on sexually transmitted infections and treatment seeking behaviour among female sex workers in Thane District, Maharashtra, India," *PLoS One*, vol. 11, no. 3, pp. 1–19, 2016, doi: 10.1371/journal.pone.0150347.
- [4] R. Zahl-Olsen, N. Gausel, A. Zahl-Olsen, T. B. Bertelsen, A. T. Haaland, and T. Tilden, "Physical Couple and Family Violence Among Clients Seeking Therapy: Identifiers and Predictors," *Front. Psychol.*, vol. 10, no. December, pp. 1–11, 2019, doi: 10.3389/fpsyg.2019.02847.
- [5] C. N. Devi, "Dating Violence (Case Study of Students Who Have Committed Dating Violence)," Universitas Negeri Yogyakarta, 2015.
- [6] Kemenpppa, "Beware of the Danger of Dating Violence," *Kementerian Pemberdayaan Perempuan dan Perlindungan Anak*, 2018. [https://www.kemenpppa.go.id/index.php/page/read/31/1669/waspada-bahaya-kekerasan-dalam-pacaran#:~:text=Berbagai dampak yang ditimbulkan dari,1%2C5 kali lebih banyak. \(accessed Nov. 30, 2020\).](https://www.kemenpppa.go.id/index.php/page/read/31/1669/waspada-bahaya-kekerasan-dalam-pacaran#:~:text=Berbagai dampak yang ditimbulkan dari,1%2C5 kali lebih banyak. (accessed Nov. 30, 2020).)
- [7] Komnas Perempuan, "Victims Voiced, Data Talks to Pass the Bill on the Elimination of Sexual Violence as the State of Commitment: A Record of Violence against Women," *Catatan Tah. Tentang Kekerasan Terhadap Perempuan*, p. 123, 2019.
- [8] Komnas Perempuan, "Victims Voiced, Data Talks to Pass the Bill on the Elimination of Sexual Violence as the

Commented [A7]: Please explain what is this?

Formatted: English (Indonesia)

- State of Commitment: A Record of Violence against Women,” *Catatan Tah. Tentang Kekerasan Terhadap Perempuan*, p. 123, 2019.
- [9] Bappeda Prov Yogyakarta, “Data on the number of violence against women and children by age group and location,” [Http://Bappeda.Jogjaprovo.go.id/Dataku/Data_Dasar/Index/638-Jumlah-Kekerasan-Terhadap-Perempuan-Dan-Anak-Menurut-Kelompok-Umur-Dan-Lokasi?Id_Skpd=4](http://Bappeda.Jogjaprovo.go.id/Dataku/Data_Dasar/Index/638-Jumlah-Kekerasan-Terhadap-Perempuan-Dan-Anak-Menurut-Kelompok-Umur-Dan-Lokasi?Id_Skpd=4), 2019. http://bappeda.jogjaprovo.go.id/dataku/data_dasar/index/638-jumlah-kekerasan-terhadap-perempuan-dan-anak-menurut-kelompok-umur-dan-lokasi (accessed Nov. 30, 2020).
- [10] S. M. Ayu, M. Hakimi, and E. N. Hayati, “Dating Violence and Anxiety of Young Women in Purworejo Regency,” *J. Kesehat. Masy. (Journal Public Heal.)*, vol. 6, no. 1, pp. 61–74, 2013, doi: 10.12928/kesmas.v6i1.1067.
- [11] L. Nasrani and S. Purnawati, “Differences in Stress Levels between Men and Women in Yoga Participants in Denpasar City,” *J. Med. Udayana*, vol. 4, no. 12, 2015, [Online]. Available: <https://ojs.unud.ac.id/index.php/eum/article/view/18109>.
- [12] M. Dosit, J. Jaureguizar, E. Bemas, and J. Burges Sbicigo, “Teen dating violence, sexism, and resilience: a multivariate analysis,” *Int. J. Environ. Res. Public Health*, vol. 17, no. 8, 2020, doi: 10.3390/ijerph17082652.
- [13] I. Suwartika, A. Nurdin, and E. Ruhmadi, “Analysis of Factors Related to Academic Stress Levels of Regular Students in Nursing D III Study Program Cirebon Health Polytechnic Ministry of Health, Tasikmalaya,” *Soedirman J. Nursing*, vol. 9, no. 3, pp. 173–189, 2014, [Online]. Available: <http://jks.fikes.unsoed.ac.id/index.php/jks/article/viewFile/612/337>.
- [14] G. IM, B. M. Bacon A, C. T, and H. J, “Serotonin Transporter Genotype, Morning Cortisol and Subsequent Depression In Adolescents.,” *Br. J. Psychiatry*, vol. 195, no. 1, pp. 39–45, 2009, doi: 10.1192/bjp.bp.108.054775.
- [15] N. Hafifah, E. Widiani, and W. H. Rahayu, “Differences in Academic Stress in Nursing Study Program Students Based on Gender in the Health Faculty, Universitas Tribhuwana Tunggaladewi Malang,” *Nurs. News (Meriden)*, vol. 2, no. 3, pp. 220–229, 2017.
- [16] M. Muñoz-Rivas, M. Vera, and A. Povedano-Díaz, “Parental style, dating violence and gender,” *Int. J. Environ. Res. Public Health*, vol. 16, no. 15, 2019, doi: 10.3390/ijerph16152722.
- [17] N. W. Asfiana, “Relationship between Income Level and Stress Level of Head of Family in Dukuh Klie, Karangasem Village, Bulu District, Sukoharjo Regency,” Universitas Muhammadiyah Surakarta, 2015.
- [18] S. Dorrington *et al.*, “Trauma, post-traumatic stress disorder and psychiatric disorders in a middle-income setting: prevalence and comorbidity,” *Br. J. Psychiatry*, vol. 205, no. 5, pp. 383–389, 2014, doi: 10.1192/bjp.bp.113.141796.
- [19] S. Januwarsih and N. J. Triastuti, “Relationship Between Education Level, Income, Tahajud Prayers and Recreation with Parental Stress of Autistic Sufferers,” Universitas Muhammadiyah Surakarta, 2020.
- [20] American Psychologist Association, “Managing your stress in tough economic times Use these tips to help deal with stress about money and the economy.,” *American Psychologist Association*, 2010. <https://www.apa.org/topics/economic-stress> (accessed Nov. 26, 2020).
- [21] M. E. Karlsson, M. Calvert, R. W. Juventino Hernandez Rodriguez, and J. R. Temple5, “Changes in Acceptance of Dating Violence and Physical Dating Violence Victimization in a Longitudinal Study with Teens,” *Child Abuse Negl.*, vol. 86, no. 270, pp. 123–135, 2019, doi: 10.1016/j.chiabu.2018.09.010.Changes.
- [22] G. Ontiveros, A. Cantos, P. Y. Chen, R. Charak, and K. D. O’Leary, “Is All Dating Violence Equal? Gender and Severity Differences in Predictors of Perpetration,” *Behav. Sci. (Basel)*, vol. 10, no. 7, 2020, doi: 10.3390/BS10070118.
- [23] R. F. Damopoli *et al.*, “The Relationship between Violence and Work Stress in Emergency Care Unit Nurses and Hospital Intensive Care Units in Bitung City and North Minahasa Regency,” *J. Kesmas*, vol. 8, no. 3, pp. 50–59, 2019.
- [24] S. H. Hamaideh, “Occupational stress, social support, and quality of life among Jordanian mental health nurses,” *Issues Ment. Health Nurs.*, vol. 33, no. 1, pp. 15–23, 2012, doi: 10.3109/01612840.2011.605211.
- [25] PKBI, “Dating violence, be aware from an early age,” 2020.
- [26] P. E. Haes, “Violence of teenagers in dating violence in denpasar city in the perspective of symbolic interaction analysis,” *Jurnal Ilmiah Dinamika Sosial*, vol. 1, no. 2, pp. 166–176, 2017.
- [27] W. A. Safitri, “The Impact Of Violence In Dating,” *Artik. Ilm. Has. Penelit. Mhs. UNEJ*, vol. 1, no. 1, pp. 1–6, 2013.
- [28] S. M. Ayu, L. Sofiana, and F. U. Jayanti, “The correlation of teacher’s role, peers, and mass media with the incidence of dating violence in adolescents at SMK Piri 1 Yogyakarta,” *Int. J. Community Med. Public Heal.*, vol. 6, no. 6, p. 2325, 2019, doi: 10.18203/2394-6040.ijcmph2019292.
- [29] J. Elmquist *et al.*, “A Gender Comparison of Motivations for Physical Dating Violence Among College Students,” *J Interpers Violence*, vol. 31, no. 1, pp. 186–203, 2016, doi: 10.1177/0886260514555130.A.
- [30] H. Chigiji *et al.*, “Risk factors and health consequences of physical and emotional violence against children in Zimbabwe: A nationally representative survey,” *BMJ Glob. Heal.*, vol. 3, no. 3, pp. 1–12, 2018, doi: 10.1136/bmjgh-2017-000533.

Physical and psychological violence in dating with stress among Adolescents during the Covid-19 Pandemic

Suci Musvita Ayu¹, Liena Sofiana², Nurul Karina Sabrina³

Faculty of Public Health, Universitas Ahmad Dahlan, Indonesia

Article Info

Article history:

Received Jun 9, 2018

Revised Nov 20, 2018

Accepted Jan 11, 2019

Keywords:

Physical violence in dating
Psychological violence in
dating
Stress
Teenage dating

ABSTRACT

Currently, the juvenile delinquency trend is still very high. Dating violence (DV) is one of the delinquencies that teenagers often commit. DV have negative impacts in the form of physical and psychological impacts. Physical impacts can include bruises, fractures. Meanwhile, the psychological impact can be a the form of depression, stress, anxiety, and sleep problems. This study aims to analyze the relationship between physical and psychological violence in dating stress adolescents. This study used a cross-sectional design. Sample of this study 314 students (15-19 years) in Bantul chosen through a purposive sampling technique.— a. Data analysis using multiple logistic regression. The results showed that there was a significant relationship towards stress, namely gender (p-value = 0.050), physical violence (p-value = 0.000), and psychological violence (p-value = 0.000). Age (p-value = 0.653) and parents' income (p-value = 0.100) had no significant relationship to stress. Psychological violence variable (p-value = 0.000; OR = 6,285, 95%; CI = 3,683-10,726) was the most dominant in triggering stress in adolescents. So, there is a relationship between gender, physical and psychological violence in dating with the incidence of stress among adolescents in Bantul Regency during the Covid-19 pandemic.

This is an open access article under the [CC BY-SA](#) license.



Corresponding Author:

Suci Musvita Ayu,
Faculty of Public Health,
Universitas Ahmad Dahlan,
Jl. Prof. Dr. Soepomo, Janturan, Yogyakarta (55164), Indonesia.
Email: suci.ayu@ikm.uad.ac.id

1. INTRODUCTION

Dating Violence (DV) is a phenomenon that often occurs around us. DV is still everywhere regardless of origin, ethnicity and region [1]. Nearly one-third of women in the world who are in a relationship have experienced physical or sexual violence by their partner [2]. Violence has a direct impact on women's health. In some cases, violence can even be fatal.

Consequently, physical and mental health can also have a lasting effect even after the violence has stopped [3]. Partner violence is one of the most painful and traumatic experiences because it destroys interpersonal trust and a sense of security [4]. DV that often occurs in adolescents usually in the form of physical, economic, psychological, mental, and sexual violence. Physical DV can include kicking, hitting, and pinching. In the mental structure of excessive jealousy, coercion, and harsh treatment in public. In the economic form, dating violence can be in the form of the perpetrator borrowing money or goods without ever

returning it. Violence in the form of psychology, for example, insults, comparing one's partner with others, and excessive jealousy. Meanwhile, violence in the form of sexuality can be in the form of coercion to have sexual relations, rape or other acts [5].

Dating violence occurs a lot in Indonesia. The Ministry of Women's and Children's Empowerment stated that 42.7% of unmarried women had experienced violence, and 2,090 of the 10,847 perpetrators of violence are boyfriends/friends [6]. According to the Annual Record (CATAHU) in 2017, there were 1873 cases of violence and an increase of 200 cases in 2018 [7]. The Women Empowerment Service for Child Protection and Family Planning (DP3AKB) reported that the DV rate reached 703 cases, while in district courts, there were 216 cases. According to CATAHU, the age characteristics of DV victims are in the range of 13-18 years, and the perpetrators are 19-24 years [8]. The age of 13-18 years, many of them are victims of dating violence because of the average age of dating adolescents. they tend to have dating relationships at that age.

In 2018, there were 980 cases of violence against women in the Special Region of Yogyakarta and was ranked sixth in Indonesia. In 2015 in Bantul District, there were 90 cases of violence against women, then increased to 94 cases in 2016 and 131 cases in 2017 [7]. There were 74 cases of dating violence in Bantul Regency in 2017 and an increase of 80 cases in 2018 [9]. According to previous research, there were 30.83% of young women who experienced physical violence. A total of 34.17% participated in sexual violence, namely kissing forcibly. 25.85% of young women experience economic violence because they have to buy phone credit for their boyfriend/partner. 17.50% experienced emotional violence because their boyfriend/partner made them laugh [10].

In the current pandemic era, we are required to work and learn from home, teenagers / students are no exception. adolescents become social restrictions and tend to only do activities at home. Dating adolescents were also targeted in this study because couples were more likely to interrogate the activities that the partner was doing, more often asked what they were doing, with whom, and so on. This makes the partner uncomfortable in the relationship, because he feels intimidated or restrained (possessive). The impact of violence in dating in various ways, ranging from being too possessive, easily jealous, committing physical violence, such as hitting, pushing, or slapping, even to having sexual relations and murder. So far the government has made various efforts to reduce the number of violence that has occurred, starting from cooperation in the social sector, psychiatry and the police. but because this phenomenon is like an iceberg phenomenon so it must be done more closely or in-depth interviews to be able to uncover the problem [10].

2. RESEARCH METHOD

This research was a purposive sampling technique and design is a cross-sectional approach. The research population used was 32,815 students at the high school level in Bantul Regency. The number of samples were 314 students. The sample inclusion criteria were students aged 15-19 years and already or currently dating. In contrast, the exclusion criteria were unwillingness to become respondents, students who had never been dating and students who did not fill the questionnaire .

Identification of the relationship between the variables of age, gender, parental income, physical and psychological violence and stress events using bivariate analysis. Odds ratio and hypothesis testing used the Chi-square statistic at the 5% significance level. Multivariate analysis used multiple logistic regression to produce an adjusted odds ratio.

3. RESULTS AND DISCUSSIONS

3.1. Respondent characteristics

Table 1 describes the frequency distribution of characteristics of high school students in Bantul Regency, Yogyakarta. Most of the respondents were 15-16 years old. Most of the respondents are female. . There were 34% of respondents come from 10th grade, and more than 58% of respondents have parental income with category \leq 124.85 USD or Rp. 1.750.500.

Table 1. Demographics of respondents

Characteristics	Frequency (N)	Percent (%)
Age (years)		
15-16	172	54.8
17-18	142	45.2
Gender		
Female	241	76.8
Male	73	23.2

Grade		
10 th	107	34.1
11 th	106	33.8
12 th	101	32.2
Parents' income (IDR)		
≤ 124.85 USD (1.750.500)	183	58.3
> 124.85 USD (1.750.500)	131	41.7
Total	314	100

3.2 Univariate analysis

Table 2 shows that all respondents have experienced physical and psychological violence. Most of the respondents of the study were experienced in the low category of physical violence. In the psychological violence variable, respondents experienced violence in the High category. The level of stress in the Low category of respondents was 6.4% higher than the High category.

Table 2. Univariate analysis

Variable	Frequency (N)	Percent (%)
Physical Violence		
High	109	34.7
Low	205	65.3
Psychological Violence		
High	140	44.6
Low	174	55.4
Stress		
High	147	46.8
Low	167	53.2
Total	314	100

Table 3 and Table 4 describes the forms of physical and psychological violence experienced by adolescents. Based on Table 3, the most frequent physical violence experienced by adolescents is "pushed or pulled" with a percentage of around 16%. The rare act of violence was "clothes being torn off and beating or slapping" with a portion of 6% each. Based on Table 4, the psychological violence most often experienced by adolescents is to bring up the past with a percentage of 7%. Meanwhile, the least amount of psychological violence was Forcing to have sex with a ratio of 3%.

Table 3. Physical violence in adolescents

Physical Violence	Frequency (N)	Percent (%)
Hit or punch	67	7
Slap	59	6
Scratching	71	8
Hand twist	74	8
Slamming	74	8
Push or pull	154	16
Bite	75	8
Suffocate	76	8
Forcing off the vehicle	98	10
Injuring with a hard object	73	8
Tearing clothes	57	6
Forcing to have sex	62	7

Table 4. Psychological violence in adolescents

Psychological Violence	Frequency (N)	Percent (%)
Underestimating	210	4
Demanding obedience	273	6
Angry when reprimanded	238	5
Demanding sexual intercourse	155	3
Limiting association	301	6
Limiting friends of the opposite sex	263	6
Scolding in front of others	225	5
Stingy	229	5
Underestimating academic abilities	226	5
Yelling and shouting	224	5
Disrespect feelings	278	6
Make fear	237	5
Treat it like a fool	221	5
Rough	240	5

Mocking appearance	219	5
Threatening	222	5
Bring up the past	308	7
Insulting in front of friends	202	4
Scare	207	4
Saying hurtful things	256	5

3.3 Bivariate analysis

Table 5 describes the results of the bivariate test. The results of the chi-square test showed that adolescents aged 15-16 years, and respondents who had parents with an income $\leq 1,750,500$ experienced low stress. However, the stress levels on these two variables were not statistically significant. Based on gender, female respondents experienced stress in the low category, and it was statistically significant. Respondents who experienced both physical and psychological violence have a high level of stress and statistical significance.

Table 5. Bivariate analysis

Variable	Stress				Total	p-value	OR CI 95%
	High		Low				
	N	(%)	N	(%)			
Age (years)							
15-16	83	48.3	89	51.7	172	0.653	1.137 (0.728-1.775)
17-19	64	45.0	78	55.0	142		
Gender							
Female	105	43.6	136	57.4	241	0.050	0.570 (0.336-0.968)
Male	42	57.5	31	42.4	73		
Parents' Income (IDR)							
≤ 124.85 USD (Rp. 1.750.500)	78	42.6	105	57.3	183	0.100	0.667 (0.425-1.048)
> 124.85 USD (Rp. 1.750.500)	69	52.6	62	47.4	131		
Physical Violence							
High	73	66.9	36	33.1	109	0.000	3.590 (2.198-5.862)
Low	74	36.0	131	64.0	205		
Psychological Violence							
High	100	71.4	40	28.6	140	0.000	6.755 (4.112-11.098)
Low	47	27.0	127	73.0	174		
Total					314		

3.4 Multivariate analysis

Table 6 describes the results of the multivariate test using logistic regression analysis.

Table 6. Multivariate analysis (Logistic regression)

Variable	Stress			Odds Ratio (95% CI)	
	High	Low	Total	Unadjusted	Adjusted
	(%)	(%)	(n)		
Age (years)					
15-16	48.3	51.7	172	1.137 [0.728-1.775]	1.615 [0.953-2.737]
17-19	45.0	55.0	142		
Gender					
Female	43.6	57.4	241	0.570 [0.336-0.968]	0.520 [0.282-0.958]
Male	57.5	42.4	73		
Parents' Income					
≤ 124.85 USD (Rp. 1.750.500)	42.6	57.3	183	0.667 [0.425-1.048]	0.852 [0.504-1.439]
> 124.85 USD (Rp. 1.750.500)	52.6	47.4	131		
Physical Violence					
High	66.9	33.1	109	3.590 [2.198-5.862]	2.655 [1.540-4.578]
Low	36.0	64.0	205		
Psychological Violence					
High	71.4	28.6	140	6.755 [4.112-11.098]	6.285 [3.683-10.726]
Low	27.0	73.0	174		
Total			314		

Relationship between age and stress

Based on Table 6, after adjusting, the OR value of the age variable has increased from 1.137 to 1.615. Thus, adolescents aged 15-16 years were 1.615 times more likely to experience stress but it was not

statistically significant (AOR = 1.615; CI = 0.953-2.737; p-value = 0.643). Adolescents who are still underage show a tendency to behave as desired. At this stage, adolescents are more relaxed in doing activities or at will, so they tend not to get stressed easily. Especially amid the current pandemic, students are working on assignments from home and tend to be more relaxed. So that there is no coercion or deadline to make them depressed.

This study is in line with research by [11], which states that age does not have a significant effect on stress ($p = 0.382$). However, Dosil (2020) found that age affects the incidence of violence. Suwartika et al. (2014) stated that there is a relationship between age and the incidence of stress in adolescents with a value of $p = 0.039$. The reason is that as an adult, someone is usually more skilled at managing stress than adolescents and the elderly. The causes of stress in adolescents are various, one of which is the social environment of the individual. Psychosocial stressors are stress caused by social, environmental stressors [14].

Relationship between gender and stress

The OR value on the gender variable has decreased from 0.570 to 0.520. Thus, adolescent girls have a 0.520 times greater chance of experiencing stress and this is statistically significant (AOR = 0.520; CI = 0.282-0.958; p-value = 0.050). Researchers assume that women are more prone to experiencing stress because women tend to be more thinkers than men; women are more likely to think about a problem excessively and make it vulnerable to stress. Besides, women's lives, in general, are greatly influenced by their romantic relationships, so that when problems arise in their relationships, women are more prone to experiencing stress than men.

This research is in line with research conducted by Nasrani & Purnawati, which states that women are more likely to experience stress, which causes anxiety and fear [11]. According to Hafifah, sex differences affect the incidence of stress [15]. Women express more of what happens to themselves. At the same time, men prefer to control their emotions, accept the problems they are experiencing, do not think about stressful situations, and make efforts to solve a problem. Violence is related to the gender of adolescents, apart from that the parenting factor is also significant [16]. Women have a tendency to accept treatment, do not consider the violence they experience to be something to be avoided, they also consider men to be stronger than women.

Relationship between Parents' income and stress Statistically, the parents' income has no significant relationship with stress. However, adolescents with parental income $\leq 1,750,500$ have a 0.852 times greater chance of experiencing stress than adolescents with parental income $> 1,750,500$. In this situation, adolescents tend to want to show their identity in everything, including in economic terms. Teens look for ways to meet their needs, even with the consequences they have to work. When they get what they want, they will feel calmer and stress-free. These findings reinforce the results which found a meaningless relationship between parental income and stress levels in adolescents [17]. Respondents who have low income have a lower chance of experiencing stress than those with high income [18]. Respondents who have low income focus on their needs and interests in fulfilling their daily lives. while those who have high incomes focus on the environment and always want to keep updating according to the times

This study contrasts found that there is a significant relationship between stress and income levels [19]. Expenditures more significant than income will trigger stress in family members [20].

Relationship between physical violence and stress

The OR value on the physical violence variable has decreased from 3,590 to 2,655. So that adolescents who experience low physical violence have a 2,655 times greater chance of experiencing stress and it is statistically significant (AOR = 2,655; CI = 1,540-4,578; p-value = 0,000). The reality shows that even though the dominant teenager experiences violence at a low level, there is still the potential for violence in the high category. Adolescents consider the treatment-experienced is trivial or natural. So that it seems that he allows the treatment to be experienced repeatedly without any anticipation for him. During a pandemic like this, there are still many cases of physical violence in dating. Even though they are doing social distancing, there are still many teenagers who meet their boyfriends/partners, although not as often as usual. Due to the reduced frequency of meetings, it makes teenagers more emotional, suspicious, possessive, feels less cared for by their boyfriends, and becomes jealous more easily. These feelings can lead to physical violence when they meet. For example, during a pandemic like this, teenagers do more activities on social media, such as Tik-Tok, Instagram, Twitter, Facebook and WhatsApp, where all social media users can like and comment on posts they make. This situation makes the perpetrator feel jealous of his girlfriend/partner who interacts with the opposite sex. Thus triggering physical violence against victims.

These findings are in line with research violence often occurs among dating partners, but they do not consider it a serious or even avoided problem [21]. Women are more likely to commit acts of physical violence to their partners [22]. Physical violence in the mild category significantly increases depression, anxiety, and post-traumatic stress disorder (PTSD). Research conducted shows that there is a significant relationship between physical violence experienced by respondents at work and the incidence of work stress [23]. Respondents who experienced physical violence from a partner, 144 (79.6%) reported that they experienced verbal abuse and researchers found that physical violence received was related to the incidence of stress in workers [24].

Relationship between psychological violence and stress

The OR value for psychological violence decreased from 6,755 to 6,285. Thus, adolescents who experienced severe psychological violence were 6,285 times more likely to experience stress and it was statistically significant (AOR = 6,285; CI = 3,683-10,726; p-value = 0,000). In times of pandemics like now, couples who initially had close relationships turned into long-distance relationships. As a result, there is a reduction in meeting frequency directly. This triggers the partner always to overthink and tend to think about things that are not sure which can lead to negative perceptions. Due to limited communication due to the pandemic, partners tend to be more irritable, become more jealous and possessive. Moreover, worse, there is an assumption that they experience it naturally as an expression of affection for their partner.

According to the Perkumpulan Keluarga Berencana Indonesia PKBI [25], psychological violence in dating is the most common occurrence during the Covid-19 pandemic. Social restrictions that occurred during the pandemic made violence easy for adolescents, especially psychological violence. Psychological violence in dating is often not realized by victims and perpetrators because they feel that it is a manifestation of love for their partners [26]. According to Kemenpppa [8], violence in dating generally occurs because the victim does not feel or know that the act committed by his partner is an act of violence. So they consider it a sign of affection and fairness. Psychological violence in dating has a psychological impact on adolescents such as fear, closing themselves off from the outside world, stress, decreased academic grades, lazy activities, heartache, the crisis of trust in others, trauma, and anger.

This psychological impact is in line with the results of Safitri research that violence in dating, psychological, physical, and sexual violence can have an impact on the emergence of stress on the victim [27]. According to victims of DV, become afraid, cry, have trouble sleeping, hate men, and raise suspicion against men [28]. This incident shows that every act of violence has a positive correlation with the mental health of victims of violence (anxiety, depression, stress, and suicide). The results of this study are in line with the reports of communication difficulties, and self-defence is factored in the occurrence of violence in boyfriends among adolescents [27],[29]. Even psychological violence is associated with an increase in suicide attempts in boys and girls [30].

4. CONCLUSION

Based on the results of the analysis and previous discussion, the incidence of stress is related to gender, the incidence of physical and psychological violence in adolescents. The multivariate analysis shows that the most dominant factor that triggers stress in adolescents is psychological violence. Younger age is more prone to experience stress by 1,615 times, and it is not significant. Women have the opportunity to experience stress 0.520 times, and it is statistically significant. Low income of parents is more prone to stress by 0.852 times, and it is not statistically significant. Physical and psychological violence are significantly related to the level of stress experienced by adolescents. Adolescents with mild physical violence are more prone to experiencing stress 2,655 times, and adolescents with severe psychological violence are more prone to experiencing stress by 6,285 times.

This finding contributed significantly to providing information related to the relationship between physical and psychological violence incidents with the stressful incidence in dating adolescents during the Covid-19 pandemic. The results reported can be used as material for evaluation and policymaking by stakeholders. However, this research is still limited to quantitative analysis due to pandemic conditions. The researcher suggests that further research focuses on qualitative analysis through in-depth interviews to obtain more comprehensive information.

REFERENCES

- [1] N. Liu *et al.*, "Traumatic Experiences and PTSD Symptoms in the Chinese Male Intrafamilial Physical Violence Perpetrators: A Comparative and Structural Equation Modeling Study," *J. Interpers. Violence*, 2018, doi: 10.1177/0886260518764103.

- [2] World Health Organization, "Violence Against Women," 2017. .
- [3] R. Prakash *et al.*, "Effect of physical violence on sexually transmitted infections and treatment seeking behaviour among female sex workers in Thane District, Maharashtra, India," *PLoS One*, vol. 11, no. 3, pp. 1–19, 2016, doi: 10.1371/journal.pone.0150347.
- [4] R. Zahl-Olsen, N. Gausel, A. Zahl-Olsen, T. B. Bertelsen, A. T. Haaland, and T. Tilden, "Physical Couple and Family Violence Among Clients Seeking Therapy: Identifiers and Predictors," *Front. Psychol.*, vol. 10, no. December, pp. 1–11, 2019, doi: 10.3389/fpsyg.2019.02847.
- [5] C. N. Devi, "Dating Violence (Case Study of Students Who Have Committed Dating Violence)," Universitas Negeri Yogyakarta, 2015.
- [6] Kemenpppa, "Beware of the Danger of Dating Violence," *Kementrian Pemberdayaan Perempuan dan Perlindungan Anak*, 2018. <https://www.kemenpppa.go.id/index.php/page/read/31/1669/waspada-bahaya-kekerasan-dalam-pacaran#:~:text=Berbagai dampak yang ditimbulkan dari,1%2C5 kali lebih banyak.> (accessed Nov. 30, 2020).
- [7] Komnas Perempuan, "Victims Voiced, Data Talks to Pass the Bill on the Elimination of Sexual Violence as the State of Commitment: A Record of Violence against Women," *Catatan Tah. Tentang Kekerasan Terhadap Perempuan*, p. 123, 2019.
- [8] Komnas Perempuan, "Victims Voiced, Data Talks to Pass the Bill on the Elimination of Sexual Violence as the State of Commitment: A Record of Violence against Women," *Catatan Tah. Tentang Kekerasan Terhadap Perempuan*, p. 123, 2019.
- [9] Bappeda Prov Yogyakarta, "Data on the number of violence against women and children by age group and location," Http://Bappeda.Jogjaprov.Go.Id/Dataku/Data_Dasar/Index/638-Jumlah-Kekerasan-Terhadap-Perempuan-Dan-Anak-Menurut-Kelompok-Umur-Dan-Lokasi?Id_Skpd=4, 2019. http://bappeda.jogjaprov.go.id/dataku/data_dasar/index/638-jumlah-kekerasan-terhadap-perempuan-dan-anak-menurut-kelompok-umur-dan-lokasi (accessed Nov. 30, 2020).
- [10] S. M. Ayu, M. Hakimi, and E. N. Hayati, "Dating Violence and Anxiety of Young Women in Purworejo Regency," *J. Kesehat. Masy. (Journal Public Heal.)*, vol. 6, no. 1, pp. 61–74, 2013, doi: 10.12928/kesmas.v6i1.1067.
- [11] L. Nasrani and S. Purnawati, "Differences in Stress Levels between Men and Women in Yoga Participants in Denpasar City," *J. Med. Udayana*, vol. 4, no. 12, 2015, [Online]. Available: <https://ojs.unud.ac.id/index.php/eum/article/view/18109>.
- [12] M. Dosil, J. Jaureguizar, E. Bernaras, and J. Burges Sbicigo, "Teen dating violence, sexism, and resilience: a multivariate analysis," *Int. J. Environ. Res. Public Health*, vol. 17, no. 8, 2020, doi: 10.3390/ijerph17082652.
- [13] I. Suwartika, A. Nurdin, and E. Ruhmadi, "Analysis of Factors Related to Academic Stress Levels of Regular Students in Nursing D III Study Program Cirebon Health Polytechnic Ministry of Health, Tasikmalaya," *Soedirman J. Nursing*, vol. 9, no. 3, pp. 173–189, 2014, [Online]. Available: <http://jks.fikes.unsoed.ac.id/index.php/jks/article/viewFile/612/337>.
- [14] G. IM, B. M. Bacon A, C. T, and H. J, "Serotonin Transporter Genotype, Morning Cortisol and Subsequent Depression In Adolescents.," *Br. J. Psychiatry*, vol. 195, no. 1, pp. 39–45, 2009, doi: 10.1192/bjp.bp.108.054775.
- [15] N. Hafifah, E. Widiyani, and W. H. Rahayu, "Differences in Academic Stress in Nursing Study Program Students Based on Gender in the Health Faculty, Universitas Tribhuwana Tunggaladewi Malang," *Nurs. News (Meriden)*, vol. 2, no. 3, pp. 220–229, 2017.
- [16] M. Muñiz-Rivas, M. Vera, and A. Povedano-Diaz, "Parental style, dating violence and gender," *Int. J. Environ. Res. Public Health*, vol. 16, no. 15, 2019, doi: 10.3390/ijerph16152722.
- [17] N. W. Asfiana, "Relationship between Income Level and Stress Level of Head of Family in Dukuh Klie, Karangasem Village, Bulu District, Sukoharjo Regency," Universitas Muhammadiyah Surakarta, 2015.
- [18] S. Dorrington *et al.*, "Trauma, post-traumatic stress disorder and psychiatric disorders in a middle-income setting: prevalence and comorbidity," *Br. J. Psychiatry*, vol. 205, no. 5, pp. 383–389, 2014, doi: 10.1192/bjp.bp.113.141796.
- [19] S. Januwarsih and N. J. Triastuti, "Relationship Between Education Level, Income, Tahajud Prayers and Recreation with Parental Stress of Autistic Sufferers," Universitas Muhammadiyah Surakarta, 2020.
- [20] American Psychologist Association, "Managing your stress in tough economic times Use these tips to help deal with stress about money and the economy.," *American Psychologist Association*, 2010. <https://www.apa.org/topics/economic-stress> (accessed Nov. 26, 2020).
- [21] M. E. Karlsson, M. Calvert, R. W. Juventino Hernandez Rodriguez, and J. R. Temple5, "Changes in Acceptance of Dating Violence and Physical Dating Violence Victimization in a Longitudinal Study with Teens," *Child Abus. Negl.*, vol. 86, no. 270, pp. 123–135, 2019, doi: 10.1016/j.chiabu.2018.09.010.Changes.
- [22] G. Ontiveros, A. Cantos, P. Y. Chen, R. Charak, and K. D. O'Leary, "Is All Dating Violence Equal? Gender and Severity Differences in Predictors of Perpetration," *Behav. Sci. (Basel)*, vol. 10, no. 7, 2020, doi: 10.3390/BS10070118.
- [23] R. F. Damopoli *et al.*, "The Relationship between Violence and Work Stress in Emergency Care Unit Nurses and Hospital Intensive Care Units in Bitung City and North Minahasa Regency," *J. Kesmas*, vol. 8, no. 3, pp. 50–59, 2019.
- [24] S. H. Hamaideh, "Occupational stress, social support, and quality of life among Jordanian mental health nurses," *Issues Ment. Health Nurs.*, vol. 33, no. 1, pp. 15–23, 2012, doi: 10.3109/01612840.2011.605211.
- [25] PKBI, "Dating violence, be aware from an early age," 2020.

-
- [26] P. E. Haes, "Violence of teenagers in dating violence in denpasar city in the perspective of symbolic interaction analysis," *Jurnal Ilmiah Dinamika Sosial*, vol. 1, no. 2. pp. 166–176, 2017.
- [27] W. A. Safitri, "The Impact Of Violence In Dating," *Artik. Ilm. Has. Penelit. Mhs. UNEJ*, vol. 1, no. 1, pp. 1–6, 2013.
- [28] S. M. Ayu, L. Sofiana, and F. U. Jayanti, "The correlation of teacher's role, peers, and mass media with the incidence of dating violence in adolescents at SMK Piri 1 Yogyakarta," *Int. J. Community Med. Public Heal.*, vol. 6, no. 6, p. 2325, 2019, doi: 10.18203/2394-6040.ijcmph20192292.
- [29] J. Elmquist *et al.*, "A Gender Comparison of Motivations for Physical Dating Violence Among College Students," *J Interpers Violence*, vol. 31, no. 1, pp. 186–203, 2016, doi: 10.1177/0886260514555130.A.
- [30] H. Chigiji *et al.*, "Risk factors and health consequences of physical and emotional violence against children in Zimbabwe: A nationally representative survey," *BMJ Glob. Heal.*, vol. 3, no. 3, pp. 1–12, 2018, doi: 10.1136/bmjgh-2017-000533.

Physical and psychological violence in dating with stress among Adolescents during the Covid-19 Pandemic

Suci Musvita Ayu¹, Liena Sofiana², Nurul Karina Sabrina³

Faculty of Public Health, Universitas Ahmad Dahlan, Indonesia

Article Info

Article history:

Received Jun 9, 2018

Revised Nov 20, 2018

Accepted Jan 11, 2019

Keywords:

Physical violence in dating
Psychological violence in dating
Stress
Teenage dating

ABSTRACT

Currently, the juvenile delinquency trend is still very high. Dating violence (DV) is one of the delinquencies that teenagers often commit. DV have negative impacts in the form of physical and psychological impacts. Physical impacts can include bruises, fractures. Meanwhile, the psychological impact can be a the form of depression, stress, anxiety, and sleep problems. This study aims to analyze the relationship between physical and psychological violence in dating stress adolescents. This study used a cross-sectional design. Sample of this study 314 students (15-19 years) in Bantul chosen through a purposive sampling technique.— a. Data analysis using multiple logistic regression. The results showed that there was a significant relationship towards stress, namely gender (p-value = 0.050), physical violence (p-value = 0.000), and psychological violence (p-value = 0.000). Age (p-value = 0.653) and parents' income (p-value = 0.100) had no significant relationship to stress. Psychological violence variable (p-value = 0.000; OR = 6.285, 95%; CI = 3.683-10.726) was the most dominant in triggering stress in adolescents. So, there is a relationship between gender, physical and psychological violence in dating with the incidence of stress among adolescents in Bantul Regency during the Covid-19 pandemic.

This is an open access article under the [CC BY-SA](https://creativecommons.org/licenses/by-sa/4.0/) license.



Corresponding Author:

Suci Musvita Ayu,
Faculty of Public Health,
Universitas Ahmad Dahlan,
Jl. Prof. Dr. Soepomo, Janturan, Yogyakarta (55164), Indonesia.
Email: suci.ayu@ikm.uad.ac.id

1. INTRODUCTION

Dating Violence (DV) is a phenomenon that often occurs around us. DV is still everywhere regardless of origin, ethnicity and region [1]. Nearly one-third of women in the world who are in a relationship have experienced physical or sexual violence by their partner [2]. Violence has a direct impact on women's health. In some cases, violence can even be fatal.

Consequently, physical and mental health can also have a lasting effect even after the violence has stopped [3]. Partner violence is one of the most painful and traumatic experiences because it destroys interpersonal trust and a sense of security [4]. DV that often occurs in adolescents usually in the form of physical, economic, psychological, mental, and sexual violence. Physical DV can include kicking, hitting, and pinching. In the mental structure of excessive jealousy, coercion, and harsh treatment in public. In the economic form, dating violence can be in the form of the perpetrator borrowing money or goods without ever

returning it. Violence in the form of psychology, for example, insults, comparing one's partner with others, and excessive jealousy. Meanwhile, violence in the form of sexuality can be in the form of coercion to have sexual relations, rape or other acts [5].

Dating violence occurs a lot in Indonesia. The Ministry of Women's and Children's Empowerment stated that 42.7% of unmarried women had experienced violence, and 2.090 of the 10.847 perpetrators of violence are boyfriends/friends [6]. According to the Annual Record (CATAHU) in 2017, there were 1873 cases of violence and an increase of 200 cases in 2018 [7]. The Women Empowerment Service for Child Protection and Family Planning (DP3AKB) reported that the DV rate reached 703 cases, while in district courts, there were 216 cases. According to CATAHU, the age characteristics of DV victims are in the range of 13-18 years, and the perpetrators are 19-24 years [8]. The age of 13-18 years, many of them are victims of dating violence because of the average age of dating adolescents. they tend to have dating relationships at that age.

In 2018, there were 980 cases of violence against women in the Special Region of Yogyakarta and was ranked sixth in Indonesia. In 2015 in Bantul District, there were 90 cases of violence against women, then increased to 94 cases in 2016 and 131 cases in 2017 [7]. There were 74 cases of dating violence in Bantul Regency in 2017 and an increase of 80 cases in 2018 [9]. According to previous research, there were 30.83% of young women who experienced physical violence. A total of 34.17% participated in sexual violence, namely kissing forcibly. 25.85% of young women experience economic violence because they have to buy phone credit for their boyfriend/partner. 17.50% experienced emotional violence because their boyfriend/partner made them laugh [10].

In the current pandemic era, we are required to work and learn from home, teenagers / students are no exception. adolescents become social restrictions and tend to only do activities at home. Dating adolescents were also targeted in this study because couples were more likely to interrogate the activities that the partner was doing, more often asked what they were doing, with whom, and so on. This makes the partner uncomfortable in the relationship, because he feels intimidated or restrained (possessive). The impact of violence in dating in various ways, ranging from being too possessive, easily jealous, committing physical violence, such as hitting, pushing, or slapping, even to having sexual relations and murder. So far the government has made various efforts to reduce the number of violence that has occurred, starting from cooperation in the social sector, psychiatry and the police. but because this phenomenon is like an iceberg phenomenon so it must be done more closely or in-depth interviews to be able to uncover the problem [10].

2. RESEARCH METHOD

This research was a purposive sampling technique and design is a cross-sectional approach. The research population used was 32.815 students at the high school level in Bantul Regency. The number of samples were 314 students. The sample inclusion criteria were students aged 15-19 years and already or currently dating. In contrast, the exclusion criteria were unwillingness to become respondents, students who had never been dating and students who did not fill the questionnaire .

Identification of the relationship between the variables of age, gender, parental income, physical and psychological violence and stress events using bivariate analysis. Odds ratio and hypothesis testing used the Chi-square statistic at the 5% significance level. Multivariate analysis used multiple logistic regression to produce an adjusted odds ratio.

3. RESULTS AND DISCUSSIONS

3.1. Respondent characteristics

Table 1 describes the frequency distribution of characteristics of high school students in Bantul Regency, Yogyakarta. Most of the respondents were 15-16 years old. Most of the respondents are female. There were 34% of respondents come from 10th grade, and more than 58% of respondents have parental income with category \leq 124.85 USD or Rp. 1.750.500.

Table 1. Demographics of respondents

Characteristics	Frequency (N)	Percent (%)
Age (years)		
15-16	172	54.8
17-18	142	45.2
Gender		
Female	241	76.8
Male	73	23.2

Grade		
10 th	107	34.1
11 th	106	33.8
12 th	101	32.2
Parents' income (IDR)		
≤ 124.85 USD (1.750.500)	183	58.3
> 124.85 USD (1.750.500)	131	41.7
Total	314	100

3.2 Univariate analysis

Table 2 shows that all respondents have experienced physical and psychological violence. Most of the respondents of the study were experienced in the low category of physical violence. In the psychological violence variable, respondents experienced violence in the High category. The level of stress in the Low category of respondents was 6.4% higher than the High category.

Table 2. Univariate analysis

Variable	Frequency (N)	Percent (%)
Physical Violence		
High	109	34.7
Low	205	65.3
Psychological Violence		
High	140	44.6
Low	174	55.4
Stress		
High	147	46.8
Low	167	53.2
Total	314	100

Table 3 and Table 4 describes the forms of physical and psychological violence experienced by adolescents. Based on Table 3, the most frequent physical violence experienced by adolescents is "pushed or pulled" with a percentage of around 16%. The rare act of violence was "clothes being torn off and beating or slapping" with a portion of 6% each. Based on Table 4, the psychological violence most often experienced by adolescents is to bring up the past with a percentage of 7%. Meanwhile, the least amount of psychological violence was Forcing to have sex with a ratio of 3%.

Table 3. Physical violence in adolescents

Physical Violence	Frequency (N)	Percent (%)
Hit or punch	67	7
Slap	59	6
Scratching	71	8
Hand twist	74	8
Slamming	74	8
Push or pull	154	16
Bite	75	8
Suffocate	76	8
Forcing off the vehicle	98	10
Injuring with a hard object	73	8
Tearing clothes	57	6
Forcing to have sex	62	7

Table 4. Psychological violence in adolescents

Psychological Violence	Frequency (N)	Percent (%)
Underestimating	210	4
Demanding obedience	273	6
Angry when reprimanded	238	5
Demanding sexual intercourse	155	3
Limiting association	301	6
Limiting friends of the opposite sex	263	6
Scolding in front of others	225	5
Stingy	229	5
Underestimating academic abilities	226	5
Yelling and shouting	224	5
Disrespect feelings	278	6
Make fear	237	5
Treat it like a fool	221	5
Rough	240	5

Mocking appearance	219	5
Threatening	222	5
Bring up the past	308	7
Insulting in front of friends	202	4
Scare	207	4
Saying hurtful things	256	5

3.3 Bivariate analysis

Table 5 describes the results of the bivariate test. The results of the chi-square test showed that adolescents aged 15-16 years, and respondents who had parents with an income \leq 124.85 USD (Rp 1.750.500) experienced low stress. However, the stress levels on these two variables were not statistically significant. Based on gender, female respondents experienced stress in the low category, and it was statistically significant. Respondents who experienced both physical and psychological violence have a high level of stress and statistical significance.

Table 5. Bivariate analysis

Variable	Stress				Total	p-value	OR CI 95%
	High		Low				
	N	(%)	N	(%)			
Age (years)							
15-16	83	48.3	89	51.7	172	0.653	1.137 (0.728-1.775)
17-19	64	45.0	78	55.0	142		
Gender							
Female	105	43.6	136	57.4	241	0.050	0.570 (0.336-0.968)
Male	42	57.5	31	42.4	73		
Parents' Income (IDR)							
\leq 124.85 USD (Rp. 1.750.500)	78	42.6	105	57.3	183	0.100	0.667 (0.425-1.048)
$>$ 124.85 USD (Rp. 1.750.500)	69	52.6	62	47.4	131		
Physical Violence							
High	73	66.9	36	33.1	109	0.000	3.590 (2.198-5.862)
Low	74	36.0	131	64.0	205		
Psychological Violence							
High	100	71.4	40	28.6	140	0.000	6.755 (4.112-11.098)
Low	47	27.0	127	73.0	174		
Total					314		

3.4 Multivariate analysis

Table 6 describes the results of the multivariate test using logistic regression analysis.

Table 6. Multivariate analysis (Logistic regression)

Variable	Stress			Odds Ratio (95% CI)	
	High	Low	Total	Unadjusted	Adjusted
	(%)	(%)	(n)		
Age (years)					
15-16	48.3	51.7	172	1.137 [0.728-1.775]	1.615 [0.953-2.737]
17-19	45.0	55.0	142		
Gender					
Female	43.6	57.4	241	0.570 [0.336-0.968]	0.520 [0.282-0.958]
Male	57.5	42.4	73		
Parents' Income					
\leq 124.85 USD (Rp. 1.750.500)	42.6	57.3	183	0.667 [0.425-1.048]	0.852 [0.504-1.439]
$>$ 124.85 USD (Rp. 1.750.500)	52.6	47.4	131		
Physical Violence					
High	66.9	33.1	109	3.590 [2.198-5.862]	2.655 [1.540-4.578]
Low	36.0	64.0	205		
Psychological Violence					
High	71.4	28.6	140	6.755 [4.112-11.098]	6.285 [3.683-10.726]
Low	27.0	73.0	174		
Total			314		

Relationship between age and stress

Based on Table 6, after adjusting, the OR value of the age variable has increased from 1.137 to 1.615. Thus, adolescents aged 15-16 years were 1.615 times more likely to experience stress but it was not

statistically significant (AOR = 1.615; CI = 0.953-2.737; p-value = 0.643). Adolescents who are still underage show a tendency to behave as desired. At this stage, adolescents are more relaxed in doing activities or at will, so they tend not to get stressed easily. Especially amid the current pandemic, students are working on assignments from home and tend to be more relaxed. So that there is no coercion or deadline to make them depressed.

This study is in line with research by [11], which states that age does not have a significant effect on stress ($p = 0.382$). However, Dosil (2020) found that age affects the incidence of violence. Suwartika et al. (2014) stated that there is a relationship between age and the incidence of stress in adolescents with a value of $p = 0.039$. The reason is that as an adult, someone is usually more skilled at managing stress than adolescents and the elderly. The causes of stress in adolescents are various, one of which is the social environment of the individual. Psychosocial stressors are stress caused by social, environmental stressors [14].

Relationship between gender and stress

The OR value on the gender variable has decreased from 0.570 to 0.520. Thus, adolescent girls have a 0.520 times greater chance of experiencing stress and this is statistically significant (AOR = 0.520; CI = 0.282-0.958; p-value = 0.050). Researchers assume that women are more prone to experiencing stress because women tend to be more thinkers than men; women are more likely to think about a problem excessively and make it vulnerable to stress. Besides, women's lives, in general, are greatly influenced by their romantic relationships, so that when problems arise in their relationships, women are more prone to experiencing stress than men.

This research is in line with research conducted by Nasrani & Purnawati, which states that women are more likely to experience stress, which causes anxiety and fear [11]. According to Hafifah, sex differences affect the incidence of stress [15]. Women express more of what happens to themselves. At the same time, men prefer to control their emotions, accept the problems they are experiencing, do not think about stressful situations, and make efforts to solve a problem. Violence is related to the gender of adolescents, apart from that the parenting factor is also significant [16]. Women have a tendency to accept treatment, do not consider the violence they experience to be something to be avoided, they also consider men to be stronger than women.

Relationship between Parents' income and stress Statistically, the parents' income has no significant relationship with stress. However, adolescents with parental income ≤ 124.85 USD (Rp 1.750.500) have a 0.852 times greater chance of experiencing stress than adolescents with parental income > 124.85 USD (Rp 1.750.500). In this situation, adolescents tend to want to show their identity in everything, including in economic terms. Teens look for ways to meet their needs, even with the consequences they have to work. When they get what they want, they will feel calmer and stress-free. These findings reinforce the results which found a meaningless relationship between parental income and stress levels in adolescents [17]. Respondents who have low income have a lower chance of experiencing stress than those with high income [18]. Respondents who have low income focus on their needs and interests in fulfilling their daily lives. while those who have high incomes focus on the environment and always want to keep updating according to the times

This study contrasts found that there is a significant relationship between stress and income levels [19]. Expenditures more significant than income will trigger stress in family members [20].

Relationship between physical violence and stress

The OR value on the physical violence variable has decreased from 3.590 to 2.655. So that adolescents who experience low physical violence have a 2.655 times greater chance of experiencing stress and it is statistically significant (AOR = 2.655; CI = 1.540-4.578; p-value = 0.000). The reality shows that even though the dominant teenager experiences violence at a low level, there is still the potential for violence in the high category. Adolescents consider the treatment-experienced is trivial or natural. So that it seems that he allows the treatment to be experienced repeatedly without any anticipation for him. During a pandemic like this, there are still many cases of physical violence in dating. Even though they are doing social distancing, there are still many teenagers who meet their boyfriends/partners, although not as often as usual. Due to the reduced frequency of meetings, it makes teenagers more emotional, suspicious, possessive, feels less cared for by their boyfriends, and becomes jealous more easily. These feelings can lead to physical violence when they meet. For example, during a pandemic like this, teenagers do more activities on social media, such as Tik-Tok, Instagram, Twitter, Facebook and WhatsApp, where all social media users can like and comment on posts they make. This situation makes the perpetrator feel jealous of his girlfriend/partner who interacts with the opposite sex. Thus triggering physical violence against victims.

These findings are in line with research violence often occurs among dating partners, but they do not consider it a serious or even avoided problem [21]. Women are more likely to commit acts of physical violence to their partners [22]. Physical violence in the mild category significantly increases depression, anxiety, and post-traumatic stress disorder (PTSD). Research conducted shows that there is a significant relationship between physical violence experienced by respondents at work and the incidence of work stress [23]. Respondents who experienced physical violence from a partner, 144 (79.6%) reported that they experienced verbal abuse and researchers found that physical violence received was related to the incidence of stress in workers [24].

Relationship between psychological violence and stress

The OR value for psychological violence decreased from 6.755 to 6.285. Thus, adolescents who experienced severe psychological violence were 6,285 times more likely to experience stress and it was statistically significant (AOR = 6.285; CI = 3.683-10.726; p-value = 0.000). In times of pandemics like now, couples who initially had close relationships turned into long-distance relationships. As a result, there is a reduction in meeting frequency directly. This triggers the partner always to overthink and tend to think about things that are not sure which can lead to negative perceptions. Due to limited communication due to the pandemic, partners tend to be more irritable, become more jealous and possessive. Moreover, worse, there is an assumption that they experience it naturally as an expression of affection for their partner.

According to the Perkumpulan Keluarga Berencana Indonesia PKBI [25], psychological violence in dating is the most common occurrence during the Covid-19 pandemic. Social restrictions that occurred during the pandemic made violence easy for adolescents, especially psychological violence. Psychological violence in dating is often not realized by victims and perpetrators because they feel that it is a manifestation of love for their partners [26]. According to Kemenpppa [8], violence in dating generally occurs because the victim does not feel or know that the act committed by his partner is an act of violence. So they consider it a sign of affection and fairness. Psychological violence in dating has a psychological impact on adolescents such as fear, closing themselves off from the outside world, stress, decreased academic grades, lazy activities, heartache, the crisis of trust in others, trauma, and anger.

This psychological impact is in line with the results of Safitri research that violence in dating, psychological, physical, and sexual violence can have an impact on the emergence of stress on the victim [27]. According to victims of DV, become afraid, cry, have trouble sleeping, hate men, and raise suspicion against men [28]. This incident shows that every act of violence has a positive correlation with the mental health of victims of violence (anxiety, depression, stress, and suicide). The results of this study are in line with the reports of communication difficulties, and self-defence is factored in the occurrence of violence in boyfriends among adolescents [27],[29]. Even psychological violence is associated with an increase in suicide attempts in boys and girls [30].

4. CONCLUSION

Based on the results of the analysis and previous discussion, the incidence of stress is related to gender, the incidence of physical and psychological violence in adolescents. The multivariate analysis shows that the most dominant factor that triggers stress in adolescents is psychological violence. Younger age is more prone to experience stress by 1.615 times, and it is not significant. Women have the opportunity to experience stress 0.520 times, and it is statistically significant. Low income of parents is more prone to stress by 0.852 times, and it is not statistically significant. Physical and psychological violence are significantly related to the level of stress experienced by adolescents. Adolescents with mild physical violence are more prone to experiencing stress 2.655 times, and adolescents with severe psychological violence are more prone to experiencing stress by 6.285 times.

This finding contributed significantly to providing information related to the relationship between physical and psychological violence incidents with the stressful incidence in dating adolescents during the Covid-19 pandemic. The results reported can be used as material for evaluation and policymaking by stakeholders. However, this research is still limited to quantitative analysis due to pandemic conditions. The researcher suggests that further research focuses on qualitative analysis through in-depth interviews to obtain more comprehensive information.

REFERENCES

- [1] N. Liu *et al.*, "Traumatic Experiences and PTSD Symptoms in the Chinese Male Intrafamilial Physical Violence Perpetrators: A Comparative and Structural Equation Modeling Study," *J. Interpers. Violence*, 2018, doi: 10.1177/0886260518764103.

- [2] World Health Organization, "Violence Against Women," 2017. .
- [3] R. Prakash *et al.*, "Effect of physical violence on sexually transmitted infections and treatment seeking behaviour among female sex workers in Thane District, Maharashtra, India," *PLoS One*, vol. 11, no. 3, pp. 1–19, 2016, doi: 10.1371/journal.pone.0150347.
- [4] R. Zahl-Olsen, N. Gausel, A. Zahl-Olsen, T. B. Bertelsen, A. T. Haaland, and T. Tilden, "Physical Couple and Family Violence Among Clients Seeking Therapy: Identifiers and Predictors," *Front. Psychol.*, vol. 10, no. December, pp. 1–11, 2019, doi: 10.3389/fpsyg.2019.02847.
- [5] C. N. Devi, "Dating Violence (Case Study of Students Who Have Committed Dating Violence)," Universitas Negeri Yogyakarta, 2015.
- [6] Kemenpppa, "Beware of the Danger of Dating Violence," *Kementrian Pemberdayaan Perempuan dan Perlindungan Anak*, 2018. [https://www.kemenpppa.go.id/index.php/page/read/31/1669/waspada-bahaya-kekerasan-dalam-pacaran#:~:text=Berbagai dampak yang ditimbulkan dari,1%2C5 kali lebih banyak. \(accessed Nov. 30, 2020\).](https://www.kemenpppa.go.id/index.php/page/read/31/1669/waspada-bahaya-kekerasan-dalam-pacaran#:~:text=Berbagai dampak yang ditimbulkan dari,1%2C5 kali lebih banyak. (accessed Nov. 30, 2020).)
- [7] Komnas Perempuan, "Victims Voiced, Data Talks to Pass the Bill on the Elimination of Sexual Violence as the State of Commitment: A Record of Violence against Women," *Catatan Tah. Tentang Kekerasan Terhadap Perempuan*, p. 123, 2019.
- [8] Komnas Perempuan, "Victims Voiced, Data Talks to Pass the Bill on the Elimination of Sexual Violence as the State of Commitment: A Record of Violence against Women," *Catatan Tah. Tentang Kekerasan Terhadap Perempuan*, p. 123, 2019.
- [9] Bappeda Prov Yogyakarta, "Data on the number of violence against women and children by age group and location," Http://Bappeda.Jogjaprov.Go.Id/Dataku/Data_Dasar/Index/638-Jumlah-Kekerasan-Terhadap-Perempuan-Dan-Anak-Menurut-Kelompok-Umur-Dan-Lokasi?Id_Skpd=4, 2019. [http://bappeda.jogjaprov.go.id/dataku/data_dasar/index/638-jumlah-kekerasan-terhadap-perempuan-dan-anak-menurut-kelompok-umur-dan-lokasi \(accessed Nov. 30, 2020\).](http://bappeda.jogjaprov.go.id/dataku/data_dasar/index/638-jumlah-kekerasan-terhadap-perempuan-dan-anak-menurut-kelompok-umur-dan-lokasi (accessed Nov. 30, 2020).)
- [10] S. M. Ayu, M. Hakimi, and E. N. Hayati, "Dating Violence and Anxiety of Young Women in Purworejo Regency," *J. Kesehat. Masy. (Journal Public Heal.)*, vol. 6, no. 1, pp. 61–74, 2013, doi: 10.12928/kesmas.v6i1.1067.
- [11] L. Nasrani and S. Purnawati, "Differences in Stress Levels between Men and Women in Yoga Participants in Denpasar City," *J. Med. Udayana*, vol. 4, no. 12, 2015, [Online]. Available: <https://ojs.unud.ac.id/index.php/eum/article/view/18109>.
- [12] M. Dosil, J. Jaureguizar, E. Bernaras, and J. Burges Shicigo, "Teen dating violence, sexism, and resilience: a multivariate analysis," *Int. J. Environ. Res. Public Health*, vol. 17, no. 8, 2020, doi: 10.3390/ijerph17082652.
- [13] I. Suwartika, A. Nurdin, and E. Ruhmadi, "Analysis of Factors Related to Academic Stress Levels of Regular Students in Nursing D III Study Program Cirebon Health Polytechnic Ministry of Health, Tasikmalaya," *Soedirman J. Nursing*, vol. 9, no. 3, pp. 173–189, 2014, [Online]. Available: <http://jks.fikes.unsoed.ac.id/index.php/jks/article/viewFile/612/337>.
- [14] G. IM, B. M. Bacon A, C. T, and H. J, "Serotonin Transporter Genotype, Morning Cortisol and Subsequent Depression In Adolescents.," *Br. J. Psychiatry*, vol. 195, no. 1, pp. 39–45, 2009, doi: 10.1192/bjp.bp.108.054775.
- [15] N. Hafifah, E. Widiyani, and W. H. Rahayu, "Differences in Academic Stress in Nursing Study Program Students Based on Gender in the Health Faculty, Universitas Tribhuwana Tunggaladewi Malang," *Nurs. News (Meriden)*, vol. 2, no. 3, pp. 220–229, 2017.
- [16] M. Muñiz-Rivas, M. Vera, and A. Povedano-Diaz, "Parental style, dating violence and gender," *Int. J. Environ. Res. Public Health*, vol. 16, no. 15, 2019, doi: 10.3390/ijerph16152722.
- [17] N. W. Asfiana, "Relationship between Income Level and Stress Level of Head of Family in Dukuh Klie, Karangasem Village, Bulu District, Sukoharjo Regency," Universitas Muhammadiyah Surakarta, 2015.
- [18] S. Dorrington *et al.*, "Trauma, post-traumatic stress disorder and psychiatric disorders in a middle-income setting: prevalence and comorbidity," *Br. J. Psychiatry*, vol. 205, no. 5, pp. 383–389, 2014, doi: 10.1192/bjp.bp.113.141796.
- [19] S. Januwarsih and N. J. Triastuti, "Relationship Between Education Level, Income, Tahajud Prayers and Recreation with Parental Stress of Autistic Sufferers," Universitas Muhammadiyah Surakarta, 2020.
- [20] American Psychologist Association, "Managing your stress in tough economic times Use these tips to help deal with stress about money and the economy.," *American Psychologist Association*, 2010. [https://www.apa.org/topics/economic-stress \(accessed Nov. 26, 2020\).](https://www.apa.org/topics/economic-stress (accessed Nov. 26, 2020).)
- [21] M. E. Karlsson, M. Calvert, R. W. Juventino Hernandez Rodriguez, and J. R. Temple5, "Changes in Acceptance of Dating Violence and Physical Dating Violence Victimization in a Longitudinal Study with Teens," *Child Abus. Negl.*, vol. 86, no. 270, pp. 123–135, 2019, doi: 10.1016/j.chiabu.2018.09.010.Changes.
- [22] G. Ontiveros, A. Cantos, P. Y. Chen, R. Charak, and K. D. O'Leary, "Is All Dating Violence Equal? Gender and Severity Differences in Predictors of Perpetration," *Behav. Sci. (Basel)*, vol. 10, no. 7, 2020, doi: 10.3390/BS10070118.
- [23] R. F. Damopoli *et al.*, "The Relationship between Violence and Work Stress in Emergency Care Unit Nurses and Hospital Intensive Care Units in Bitung City and North Minahasa Regency," *J. Kesmas*, vol. 8, no. 3, pp. 50–59, 2019.
- [24] S. H. Hamaideh, "Occupational stress, social support, and quality of life among Jordanian mental health nurses," *Issues Ment. Health Nurs.*, vol. 33, no. 1, pp. 15–23, 2012, doi: 10.3109/01612840.2011.605211.
- [25] PKBI, "Dating violence, be aware from an early age," 2020.

-
- [26] P. E. Haes, "Violence of teenagers in dating violence in denpasar city in the perspective of symbolic interaction analysis," *Jurnal Ilmiah Dinamika Sosial*, vol. 1, no. 2. pp. 166–176, 2017.
- [27] W. A. Safitri, "The Impact Of Violence In Dating," *Artik. Ilm. Has. Penelit. Mhs. UNEJ*, vol. 1, no. 1, pp. 1–6, 2013.
- [28] S. M. Ayu, L. Sofiana, and F. U. Jayanti, "The correlation of teacher's role, peers, and mass media with the incidence of dating violence in adolescents at SMK Piri 1 Yogyakarta," *Int. J. Community Med. Public Heal.*, vol. 6, no. 6, p. 2325, 2019, doi: 10.18203/2394-6040.ijcmph20192292.
- [29] J. Elmquist *et al.*, "A Gender Comparison of Motivations for Physical Dating Violence Among College Students," *J Interpers Violence*, vol. 31, no. 1, pp. 186–203, 2016, doi: 10.1177/0886260514555130.A.
- [30] H. Chigiji *et al.*, "Risk factors and health consequences of physical and emotional violence against children in Zimbabwe: A nationally representative survey," *BMJ Glob. Heal.*, vol. 3, no. 3, pp. 1–12, 2018, doi: 10.1136/bmjgh-2017-000533.