



[Home](#) > [User](#) > [Author](#) > [Submissions](#) > #1984 > [Summary](#)

#1984 SUMMARY

[SUMMARY](#) [REVIEW](#) [EDITING](#)

SUBMISSION

Authors	Moh. Irma Sukarelawan, Yudhiakto Pramudya, Siti Anisatur Rofiqah, Endra Putra Raharja
Title	Viscosity of Sumbawa Honey Based on Faxen Correction Factor: Consumer Protection Efforts against Fraud
Original file	1984-6220-1-SM.DOCX 2020-09-25
Supp. files	None
Submitter	Moh Irma Sukarelawan
Date submitted	September 25, 2020 - 12:58 PM
Section	Articles
Editor	Jovito Jr. Anito
Author comments	<p>Kepada:</p> <p>Editor yang kami hormati,</p> <p>Berikut Kami kirimkan manuskrip hasil penelitian mengenai viskositas madu Sumbawa. Berdasarkan kajian literatur yang telah dilakukan, belum ditemukannya laporan viskositas madu sumbawa. Sehingga, menurut kami, laporan ini memiliki sumbangan terhadap perkembangan pengetahuan yang ada.</p> <p>Kami berharap manuskrip kami dapat dipertimbangkan untuk dipublikasikan.</p>
Abstract Views	0

AUTHOR FEES

Fast-Track Review (Optional):	100.00 USD	PAY NOW
Article Publication Fee	Paid November 18, 2020 - 10:06 AM	

STATUS

Status	Published Vol 6, No 2 (2021): May 2021
Initiated	2021-05-04
Last modified	2021-09-04

SUBMISSION METADATA

AUTHORS

Name	Moh. Irma Sukarelawan
ORCID iD	http://orcid.org/0000-0002-3823-3964
URL	https://scholar.google.com/citations?hl=en&user=mpCvaTcAAAAJ
Affiliation	Universitas Ahmad Dahlan Universitas Negeri Yogyakarta
Country	Indonesia
Bio Statement	—
Principal contact for editorial correspondence.	
Name	Yudhiakto Pramudya
URL	https://www.scopus.com/authid/detail.uri?authorId=57192652457
Affiliation	Universitas Ahmad Dahlan
Country	Indonesia
Bio Statement	—
Name	Siti Anisatur Rofiqah
URL	https://www.scopus.com/authid/detail.uri?authorId=57216272201
Affiliation	STKIP Nurul Huda
Country	Indonesia
Bio Statement	—
Name	Endra Putra Raharja
Affiliation	Universitas Pendidikan Muhammadiyah Sorong
Country	Indonesia
Bio Statement	—

TITLE AND ABSTRACT

Title	Viscosity of Sumbawa Honey Based on Faxen Correction Factor: Consumer Protection Efforts against Fraud
-------	--

Journal Contact

Editorial Team

Peer Reviewers

Focus and Scope

Publication Ethic and Allegations of Research Misconduct

Author Guidelines

JIPF Template

Copyright Notice

Author Fees

Journal History

Abstracting/Indexing

Accreditation Status

Print Version Request

Conference Collaboration Request

ACCREDITATION STATUS

JIPF (Jurnal Ilmu Pendidikan Fisika) is Nationally Accredited by Kemristekdikti

No SK: 21/E/KPT/2018 (SINTA 3)
From: Vol 1 No 1 (2016)

No SK: 10/E/KPT/2019 (SINTA 3)
From: Vol 3 No 2 (2018)

No SK: 85/M/KPT/2020 (SINTA 2)
From: Vol 5 No 1 (2020)

USER

You are logged in as...
moh_irma27
[My Journals](#)
[My Profile](#)
[Log Out](#)

INFORMATION

[For Readers](#)
[For Authors](#)
[For Librarians](#)

MANAGEMENT TOOLS





JIPF TEMPLATE



e-ISSN: 2477-8451



p-ISSN: 2477-5959



STATCOUNTER

0000285881

[View My Stats](#)



NOTIFICATIONS

[View \(18 new\)](#)
[Manage](#)

JOURNAL CONTENT

Search

Search Scope

Browse

[By Issue](#)
[By Author](#)
[By Title](#)
[Other Journals](#)

KEYWORDS

[Concept Understanding](#)
[Conceptual](#)
[Understanding Critical](#)
[Thinking Ability Critical](#)
[Thinking Skill Critical](#)
[Thinking Skills](#)

Abstract

This study is aimed at determining the viscosity of Sumbawa honey. The sample used was produced by the *Apis Dorsata* species of honeybees, having three different types of concentrations: 10%, 20% and 30%, respectively. The test sample solution was at a temperature of 23.3 ± 0.5 °C. The viscosity value was determined using the corrected vertical spherical oscillation method. The results of this study identified a tendency for increased viscosity to the concentration of honey solution, which has been determined by extrapolating the equation of the linear regression. The relationship of concentration to true viscosity satisfies the equation $y = 0.0199x + 0.0160$. Furthermore, the Sumbawa honey viscosity was 2.006 Pa.s.

INDEXING

Academic discipline and sub-disciplines Physics; Mechanics
Keywords *Apis Dorsata*; Consumer Protection; Faxen Correction Factor; Sumbawa Honey; Viscosity
Type, method or approach Experimental Research
Language en

SUPPORTING AGENCIES

Agencies –

OPENAIRE SPECIFIC METADATA

ProjectID –

REFERENCES

- References
- Gratzer, K., Susilo, F., Purnomo, D., Fiedler, S., & Brodschneider, R. (2019). Challenges for beekeeping in Indonesia with autochthonous and introduced bees. *Bee World*, 96(2): 40-44.
- Carreck, N. L. (2018). Honey. *Journal of Apicultural Research*, 57(1): 1-4.
- Subramanian, R., Umesh Hebbar, H., & Rastogi, N. K. (2007). Processing of honey: A review. *International Journal of Food Properties*, 10(1): 127-143.
- Musa Özcan, M., & Al Juhaimi, F. (2015). Honey as source of natural antioxidants. *Journal of Apicultural Research*, 54(3): 145-154.
- Reybroeck, W. (2018). Residues of antibiotics and chemotherapeutics in honey. *Journal of Apicultural Research*, 57(1): 97-112.
- Otim, A. S., Kajobe, R., Abila, P. P. O., Kasangaki, P., & Echodu, R. (2019). Important Plants for Honey Production in Four Agro Ecological Zones of Uganda. *Bee World*, 96(3): 81-86.
- Ahmed, Z. H., Tawfik, A. I., Abdel-Rahman, M. F., & Moustafa, A. M. (2020). Nutritional Value and Physiological Effects of Some Proteinaceous Diets on Honey Bee Workers (*Apis mellifera* L.). *Bee World*, 97(1): 26-31.
- Beretta, G., Granata, P., Ferrero, M., Orioli, M., & Facino, R. M. (2005). Standardization of antioxidant properties of honey by a combination of spectrophotometric/fluorimetric assays and chemometrics. *Analytica Chimica Acta*, 533(2): 185-191.
- Al-Mamary, M., Al-Meerri, A., & Al-Habori, M. (2002). Antioxidant activities and total phenolics of different types of honey. *Nutrition research*, 22(9): 1041-1047.
- Doner, L. W. (1977). The sugars of honey—a review. *Journal of the Science of Food and Agriculture*, 28(5): 443-456.
- Bogdanov, S., Jurendic, T., Sieber, R., & Gallmann, P. (2008). Honey for nutrition and health: a review. *Journal of the American College of Nutrition*, 27(6): 677-689.
- Eteraf-Oskouei, T., & Najafi, M. (2013). Traditional and modern uses of natural honey in human diseases: a review. *Iranian journal of basic medical sciences*, 16(6): 731-742.
- Schouten, C., Lloyd, D., & Lloyd, H. (2019). Beekeeping With the Asian Honey Bee (*Apis cerana javana* Fabr) in the Indonesian Islands of Java, Bali, Nusa Penida, and Sumbawa. *Bee world*, 96(2): 45-49.
- Silva, V. M. D., Torres Filho, R. D. A., & Resende, J. V. D. (2017). Rheological properties of selected Brazilian honeys as a function of temperature and soluble solid concentration. *International journal of food properties*, 20(sup3): S2481-S2494.
- Apriani, D., Gusnedi, G., & Darvina, Y. (2013). Studi tentang nilai viskositas madu hutan dari beberapa daerah di sumatera barat untuk mengetahui kualitas madu. *Pillar of Physics*, 2(1): 91-98.
- Kamila, R., Syarif, R., & Saptono, I. T. (2017). Analisis pengembangan bisnis madu pada CV Ath-Thoifah dengan pendekatan business model canvas. *Jurnal Agribisnis Indonesia*, 5(2): 173-184.
- Sarah, D., Suryana, R. N., & Kirbrandoko, K. (2019). Strategi Bersaing Industri Madu (Studi Kasus: CV Madu Apiari Mutiara). *Jurnal Aplikasi Bisnis dan Manajemen (JABM)*, 5(1): 71-83.
- Swari, N. I., Wirawan, R., Qomariyah, N., & Al Hadi, K. (2019). Analisis Kadar Air Dalam Madu Menggunakan Kombinasi Metode Kapasitansi Dan Indeks Bias. *KONSTAN-JURNAL FISIKA DAN PENDIDIKAN FISIKA*, 4(1): 1-10.
- Bouhlali, E. D. T., Bammou, M., Sellam, K., El Midaoui, A., Bourkhis, B., Ennassir, J., ... & Filali-Zegzouti, Y. (2019). Physicochemical properties of eleven monofloral honey samples produced in Morocco. *Arab Journal of Basic and Applied Sciences*, 26(1): 476-487.
- Marcazzan, G. L., Mucignat-Caretta, C., Marina Marchese, C., & Piana, M. L. (2018). A review of methods for honey sensory analysis. *Journal of Apicultural Research*, 57(1): 75-87.
- Saefatu, S. S. S., & Setiawan, A. (2012). Menguji kemurnian madu melalui pengukuran viskositas zat cair. In *Prosiding Seminar Nasional Sains dan Pendidikan Sains UKSW*.
- Kek, S. P., Chin, N. L., Yusof, Y. A., Tan, S. W., & Chua, L. S. (2017). Classification of entomological origin of honey based on its physicochemical and antioxidant properties. *International journal of food properties*, 20(sup3): S2723-S2738.
- Dinkov, D. (2003). A scientific note on the specific optical rotation of three honey types from Bulgaria.

Apidologie, 34(3): 319-320.

Primorac, L., Flanjak, I., & Topolnjak, Z. (2011). Specific rotation and carbohydrate profile of Croatian unifloral honeys. *Czech Journal of Food Sciences*, 29(5): 515-519.

Bertoncelj, J., Golob, T., Kropf, U., & Korošec, M. (2011). Characterisation of Slovenian honeys on the basis of sensory and physicochemical analysis with a chemometric approach. *International journal of food science & technology*, 46(8): 1661-1671.

Chakir, A., Romane, A., Marcazzan, G. L., & Ferrazzi, P. (2016). Physicochemical properties of some honeys produced from different plants in Morocco. *Arabian Journal of Chemistry*, 9: S946-S954.

Oroian, M. (2013). Measurement, prediction and correlation of density, viscosity, surface tension and ultrasonic velocity of different honey types at different temperatures. *Journal of Food Engineering*, 119(1): 167-172.

de Almeida-Muradian, L. B., Stramm, K. M., & Estevinho, L. M. (2014). Efficiency of the FT-IR ATR spectrometry for the prediction of the physicochemical characteristics of *Melipona subnitida* honey and study of the temperature's effect on those properties. *International journal of food science & technology*, 49(1): 188-195.

Yap, S. K., Chin, N. L., Yusof, Y. A., & Chong, K. Y. (2019). Quality characteristics of dehydrated raw Kelulut honey. *International Journal of Food Properties*, 22(1): 556-571.

Machado De-Melo, A. A., Almeida-Muradian, L. B. D., Sancho, M. T., & Pascual-Maté, A. (2018). Composition and properties of *Apis mellifera* honey: A review. *Journal of Apicultural Research*, 57(1): 5-37.

Alvarez-Suarez, J. M., Gasparrini, M., Forbes-Hernández, T. Y., Mazzoni, L., & Giampieri, F. (2014). The composition and biological activity of honey: a focus on Manuka honey. *Foods*, 3(3): 420-432.

Manyi-Loh, C. E., Ndip, R. N., & Clarke, A. M. (2011). Volatile compounds in honey: a review on their involvement in aroma, botanical origin determination and potential biomedical activities. *International Journal of Molecular Sciences*, 12(12): 9514-9532.

Costa, P. A., Moraes, I. C. F., Bittante, A. M. Q., do Amaral Sobral, P. J., Gomide, C. A., & Carrer, C. C. (2013). Physical properties of honeys produced in the Northeast of Brazil. *International Journal of Food Studies*, 2(1): 118-125.

Gleiter, R. A., Horn, H., & Isengard, H. D. (2006). Influence of type and state of crystallisation on the water activity of honey. *Food Chemistry*, 96(3): 441-445.

Shamsudin, S., Selamat, J., Sanny, M., Abd. Razak, S. B., Jambari, N. N., Mian, Z., & Khatib, A. (2019). Influence of origins and bee species on physicochemical, antioxidant properties and botanical discrimination of stingless bee honey. *International Journal of Food Properties*, 22(1): 239-264.

Belay, A., Haki, G. D., Birringer, M., Borck, H., Lee, Y. C., Cho, C. W., ... & Melaku, S. (2017). Sugar profile and physicochemical properties of Ethiopian monofloral honey. *International Journal of Food Properties*, 20(11): 2855-2866.

Abdulkhalig, A., & Swaileh, K. M. (2017). Physico-chemical properties of multi-floral honey from the West Bank, Palestine. *International Journal of Food Properties*, 20(2): 447-454.

Mossel, B., Bhandari, B., D'Arcy, B., & Caffin, N. (2003). Determination of viscosity of some Australian honeys based on composition. *International Journal of Food Properties*, 6(1): 87-97.

James, O. O., Mesubi, M. A., Usman, L. A., Yeye, S. O., Ajanaku, K. O., Ogunniran, K. O., ... & Siyanbola, T. O. (2009). Physical characterisation of some honey samples from North-Central Nigeria. *International Journal of Physical Sciences*, 4(9): 464-470.

Lewoyehu, M., & Amare, M. (2019). Comparative evaluation of analytical methods for determining the antioxidant activities of honey: A review. *Cogent Food & Agriculture*, 5(1): 1685059.

Thrasvoulou, A., Tananaki, C., Goras, G., Karazafiris, E., Dimou, M., Liolios, V., ... & Gounari, S. (2018). Legislation of honey criteria and standards. *Journal of Apicultural Research*, 57(1): 88-96.

Boussaid, A., Chouaibi, M., Rezig, L., Missaoui, R., Donsi, F., Ferrari, G., & Hamdi, S. (2015). Physicochemical, rheological, and thermal properties of six types of honey from various floral origins in Tunisia. *International journal of food properties*, 18(12): 2624-2637.

Kraftmakher, Y. (2010). Rotational viscometers—a subject for student projects. *Physics Education*, 45(6): 622-628.

Li, W., Kagan, G., Hopson, R., & Williard, P. G. (2011). Measurement of Solution Viscosity via Diffusion-Ordered NMR Spectroscopy (DOSY). *Journal of Chemical Education*, 88(9): 1331-1335.

Mulyono, T., Putra, A. S., & Neran, N. (2013). Disain Viskometer Kapiler Terkomputerisasi (The Design of Computerized Capillary Viscometer). *Jurnal Sains dan Teknologi Kimia*, 4(2): 169-173.

Nelkon, M., & Parker, P. (1995). *Advanced Level Physics*, 3rd ed. London: Heinemann Educational Books.

Oktova, R., & Diana, N. (2013). Penentuan koefisien viskositas air menggunakan metode getaran pegas dengan koreksi kedalaman penetrasi dan koreksi efek dinding. *Berkala Fisika Indonesia*, 5(1): 25-34.

Pascual-Maté, A., Osés, S. M., Fernandez-Muino, M. A., & Sancho, M. T. (2018). Methods of analysis of honey. *Journal of Apicultural Research*, 57(1): 38-74.

Landau, L. D., & Lifshitz, E. M. (1987). *Fluid Mechanics*, 2nd ed. Oxford: Pergamon.

Viswanath, D. S., Ghosh, T. K., Prasad, D. H. L., Dutt, N. V. K., & Rani, K. Y. (2007). *Viscosity of Liquids: Theory, Estimation, Experiment, and Data*. Netherlands: Springer.

Pain, H. J. (2005). *The Physics of Vibrations and Waves*, 6th ed. London: John Wiley & Sons Ltd.

Zaitoun, S., Ghzawi, A. A. M., Al-Malah, K. I., & Abu-Jdayil, B. (2001). Rheological properties of selected light colored Jordanian honey. *International Journal of Food Properties*, 4(1): 139-148.

Saxena, S., Panicker, L., & Gautam, S. (2014). Rheology of Indian honey: Effect of temperature and gamma radiation. *International journal of food science*, 2014: 1-6.

Mossel, B., Bhandari, B., D'Arcy, B., & Caffin, N. (2000). Use of an Arrhenius model to predict rheological behaviour in some Australian honeys. *LWT-Food Science and Technology*, 33(8): 545-552.

Effectiveness Kuantitas
Siswa yang Miskonsepsi
Local Wisdom
Misconception
Miskonsepsi Online
Learning Pemahaman
Konsep Physics Physics
Concepts Physics
Learning Problem Solving
STEM Science
Process Skills Self-
Efficacy Three Tier-Test
Viscosity Coefficient



[Home](#) > [User](#) > [Author](#) > [Submissions](#) > #1984 > [Review](#)

#1984 REVIEW

SUMMARY REVIEW EDITING

SUBMISSION

Authors Moh. Irma Sukarelawan, Yudhiakto Pramudya, Siti Anisatur Rofiqah, Endra Putra Raharja
 Title Viscosity of Sumbawa Honey Based on Faxen Correction Factor: Consumer Protection Efforts against Fraud
 Section Articles
 Editor Jovito Jr. Anito

PEER REVIEW

ROUND 1

Review Version [1984-6221-2-RV.DOCX](#) 2020-10-09
 Initiated 2020-10-09
 Last modified 2020-11-09
 Uploaded file Reviewer A [1984-6477-1-RV.DOCX](#) 2020-11-06

EDITOR DECISION

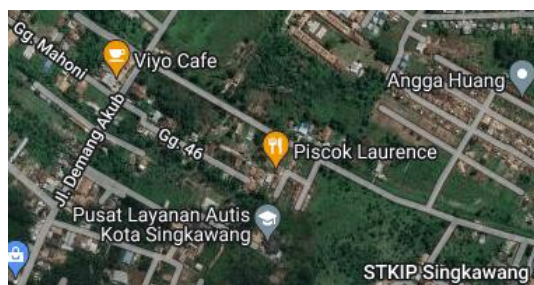
Decision Accept Submission 2020-11-17
 Notify Editor [Editor/Author Email Record](#) 2020-11-17
 Editor Version [1984-6330-1-ED.DOCX](#) 2020-10-09
[1984-6330-2-ED.DOCX](#) 2020-11-17
 Author Version [1984-6489-1-ED.DOCX](#) 2020-11-10 [DELETE](#)
 Upload Author Version No file chosen

Publisher

Institute of Managing and Publishing of Scientific Journals
 STKIP Singkawang

Jl. STKIP, Kelurahan Naram, Kecamatan Singkawang Utara, Kota Singkawang, Kalimantan Barat, Indonesia

Website: <http://journal.stkipsingkawang.ac.id/index.php/JIPF>
 Email: jipf@stkipsingkawang.ac.id



Journal Contact

Editorial Team

Peer Reviewers

Focus and Scope

Publication Ethic and Allegations of Research Misconduct

Author Guidelines

JIPF Template

Copyright Notice

Author Fees

Journal History

Abstracting/Indexing

Accreditation Status

Print Version Request

Conference Collaboration Request

ACCREDITATION STATUS

JIPF (Jurnal Ilmu Pendidikan Fisika) is Nationally Accredited by Kemristekdikti

No SK: [21/E/KPT/2018](#) (SINTA 3)
 From: Vol 1 No 1 (2016)

No SK: [10/E/KPT/2019](#) (SINTA 3)
 From: Vol 3 No 2 (2018)

No SK: [85/M/KPT/2020](#) (SINTA 2)
 From: Vol 5 No 1 (2020)

USER

You are logged in as...
moh_irma27
[My Journals](#)
[My Profile](#)
[Log Out](#)

INFORMATION

[For Readers](#)
[For Authors](#)
[For Librarians](#)

MANAGEMENT TOOLS

EndNote

EDITOR/AUTHOR CORRESPONDENCE

Editor
2020-11-09 11:17 AM

Subject: [JIPF] Editor Decision

[DELETE](#)

The following message is being delivered on behalf of JIPF
Moh Irma Sukarelawan:

We have reached a decision regarding your submission to JIPF (Jurnal Ilmu Pendidikan Fisika), "Viscosity of Sumbawa Honey Based on Faxen Correction Factor: Consumer Protection Efforts against Fraud".

Our decision is: Revisions Required

Haris Rosdianto
STKIP Singkawang
Phone +6282324972774
harisrosdianto79@gmail.com
JIPF (Jurnal Ilmu Pendidikan Fisika)
<http://journal.stkipsingkawang.ac.id/index.php/JIPF>

Author
2020-11-10 12:27 PM

Subject: Viscosity of Sumbawa Honey Based on Faxen Correction Factor: Consumer Protection Efforts against Fraud [DELETE](#)

The following message is being delivered on behalf of JIPF
Dear Editor.

We have received and observed the results of the JIPF review. Based on the suggestions of reviewers, we have made revisions to the 1984 manuscript.

Thank you

Best regards
Authors
JIPF (Jurnal Ilmu Pendidikan Fisika)
<http://journal.stkipsingkawang.ac.id/index.php/JIPF>

Editor
2020-11-17 10:49 AM

Subject: [JIPF] Editor Decision

[DELETE](#)

The following message is being delivered on behalf of JIPF
Moh Irma Sukarelawan:

We have reached a decision regarding your submission to JIPF (Jurnal Ilmu Pendidikan Fisika), "Viscosity of Sumbawa Honey Based on Faxen Correction Factor: Consumer Protection Efforts against Fraud".

Our decision is to: Accept Submission

Haris Rosdianto
STKIP Singkawang
Phone +6282324972774
harisrosdianto79@gmail.com
JIPF (Jurnal Ilmu Pendidikan Fisika)
<http://journal.stkipsingkawang.ac.id/index.php/JIPF>

Close



This work is licensed under

[a Creative Commons Attribution-NonCommercial 4.0 International License.](https://creativecommons.org/licenses/by-nc/4.0/)

Viscosity of Sumbawa Honey Based on Faxen Correction Factor: Consumer Protection Efforts against Fraud

Received: March 1st, 2016. Revised: March 15th, 2016. Accepted: March 30th, 2016**Keywords :**

Apis Dorsata; Consumer Protection; Faxen Correction Factor; Sumbawa Honey; Viscosity

ABSTRACT

There are limited literatures on information regarding viscosity parameters of Sumbawa honey. Therefore, this study is aimed at determining the viscosity of Sumbawa honey. The sample used was produced by the Apis Dorsata species of honeybees, having three different types of concentrations: 10%, 20% and 30%, respectively. The test sample solution was at a temperature of 23.3 ± 0.5 °C. The viscosity value was determined using the corrected vertical spherical oscillation method. The results of this study identified a tendency for increased viscosity to the concentration of honey solution, which has been determined by extrapolating the equation of the linear regression. The relationship of concentration to true viscosity satisfies the equation $y = 0.0199x + 0.0160$. Furthermore, the measured viscosity was corrected using the Faxen correction factor obtained at 2,006 Pa.s.

Commented [AZ1]: Remove, this should be in background section

Commented [AZ2]: Replace with: The honey viscosity was 2,006 Pa.s

INTRODUCTION

Indonesia is one of the countries with diversified flora and fauna [1]. Bee produces honey with various benefits, and as a natural biological product [2]–[4], several researches have confirmed that it is beneficial in the health and food industries [4]–[11] since the existence of ancient cultures [11]–[13]. Therefore, honey has its own place in the world of traditional medicine [14].

Consumption of honey is generally in pure form. However, various forms have been widely marketed with increased knowledge and development. Pure honey in the market comes from managed beekeeping, honey hunting from wild living and Bee maintaining [1], [13], [15]. Awareness of its myriad benefits, the market demand in Indonesia is increasing. National honey production capacity is able to fulfill 66% of the national requirements [16], [17].

Some physical parameters have been used as standard criteria in determining honey quality. Some of which include: water content [18], [19], viscosity [15], [20]–[22], optical rotation [23]–[25], electrical conductivity [19], [26], density [27], colour intensity [12], [28], [29], refractive index [30], osmotic pressure [31], [32], crystallization [33], [34], and hygroscopicity, glass transition temperature, and surface stickiness [29]. The physical properties of honey, such as viscosity, has been widely reported from different countries [19], [29], [35]–[37]. Viscosity determines how honey is received at the consumer level [30], processed, handled and stored [22], [30], [38].

The viscosity of various types of honey from various countries has been widely reported [39]. However, there are limited publications from Indonesia, including the Sumbawa Regency. Reports on the viscosity of forest honey are limited to those from Kalimantan, West Sumatra, South Sulawesi, and

Pekanbaru [15], [21]. As already established, Sumbawa is known for honey production nationwide [13]. Therefore, this study intends to fill the gap that occurs by determining the viscosity of Sumbawa honey as an effort to protect consumers from fraud efforts [22].

Sumbawa Honey

Honey is a natural product in the form of thick liquid with a sweet, textured flavor [3], [12], [19], [40]. Some highly productive honey bee species are: *Apis dorsata*, *Apis mellifera*, *Apis cerana* [22],[35]. However, it comes from plant nectar, as a natural biological product [3].

According to the Lewoyehu & Amar report [40], honey contains more than 300 chemicals, and its variation in compositions depends on many factors such as the plants the bees eat, geography, intensity of nectar flow, climatic conditions and honey handling, and packaging and storage activities [12], [41]. The main contents include carbohydrates, water and other small components [42]. Generally, fructose monosaccharides are more dominant than glucose. However, some types have a higher glucose monosaccharide ratio than fructose [30]. In addition, sucrose is another constituent of carbohydrate; its thick nature has caused honey to have viscosity parameters.

Sumbawa forest honey is produced by bees from the *Apis dorsata* species [13]. This type comes from poaching by local people in the forest, since it cannot be managed [1]. Figure 1 is the source location of Sumbawa honey.

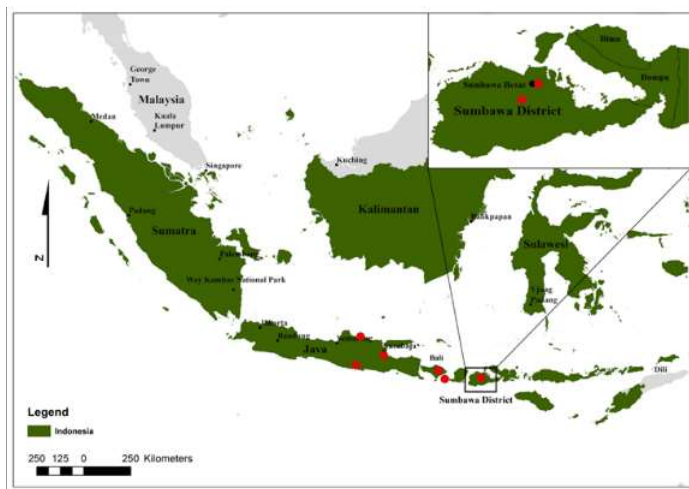


Fig. 1. Location of Sumbawa Regency [13]

Viscosity

Viscosity is a quantity expressing the magnitude of internal friction in a fluid, as measured by the force per unit area resisting uniform flow. [43]. In liquids, this friction is caused by inter-molecular attraction [27]. Various methods have been used to measure viscosity including: the ball falling, the fluid flow in capillary tubes, Diffusion-Ordered NMR Spectroscopy, the cone-and-plates, and the oscillation method [44]–[48].

The oscillation method utilizes ball motion with low speed in fluid. This situation gives rise to viscous friction and turbulent forces, which can be ignored due to low speed of the ball. Therefore, the spherical oscillation equation in fluid satisfies equation (1) [49].

Commented [AZ3]: It is not necessary to put this map in this introduction, the information in the text should be sufficient since the main objective is the method of measuring viscosity

Commented [AZ4]: The method should start from here

$$F_s = -6\pi\eta r \left(1 + \frac{r}{\delta}\right) v \quad (1)$$

Where v , r , η and δ are velocity, radius, viscosity and depth of penetration. Based on equation (1), the damping coefficient b is expressed by equation (2)

$$b = 6\pi\eta r \left(1 + \frac{r}{\delta}\right) \quad (2)$$

Vertical spherical oscillations meet equation (3) and the solution is expressed by equation (4). When the maximum displacement ($t = nT$), equation (4) satisfies equation (5).

$$\ddot{y} + \frac{b}{m}\dot{y} + \omega_0^2 y = 0 \quad (3)$$

$$y(t) = A_0 e^{-\frac{bt}{2m}} \cos(\omega t + \varphi) \quad (4)$$

$$\ln A = -\frac{bT}{2m}n + \ln A_0 \quad (5)$$

Equation (5) is a form of linear equation that has a slope $a_1 = -\frac{bT}{2m}$ and intercept $a_0 = \ln A_0$. The A_0 , A , φ are the initial displacement, the displacement at each time, and the initial angular frequency, respectively. Whereas n and T are the count vibration and the average period of one vibration. Based on equation (1) and equation (5), the viscosity of the measured fluid ($\eta_{measured}$) is expressed by equation (6) [47].

$$\eta_{measured} = \frac{2ma_1}{3\pi dT \left(1 + \frac{d}{2\delta}\right)} \quad (6)$$

Empirically, the oscillation of the sphere in the tube affects the tube wall, and the measured viscosity of the fluid needs to be corrected using the Faxen correction factor [50]. The true viscosity (η_{true}) satisfies equation (7).

$$\eta_{true} = \eta \left[1 - 2.104 \left(\frac{d}{D}\right) + 2.09 \left(\frac{d}{D}\right)^3 - 0.95 \left(\frac{d}{D}\right)^5 \right] \quad (7)$$

Where D is the diameter of the tube. Measured and true viscosity errors in fluids are obtained from equation (8) and equation (9) [52].

$$s_{\eta_{measured}} = \left\{ \left(\frac{\partial \eta_{measured}}{\partial m} s_m \right)^2 + \left(\frac{\partial \eta_{measured}}{\partial a_1} s_{a_1} \right)^2 + \left(\frac{\partial \eta_{measured}}{\partial T} s_T \right)^2 + \left(\frac{\partial \eta_{measured}}{\partial \delta} s_\delta \right)^2 + \left(\frac{\partial \eta_{measured}}{\partial d} s_d \right)^2 \right\}^{1/2} \quad (8)$$

$$s_{\eta_{true}} = \left\{ \left(\frac{\partial \eta_{true}}{\partial \eta} s_\eta \right)^2 + \left(\frac{\partial \eta_{true}}{\partial d} s_d \right)^2 + \left(\frac{\partial \eta_{true}}{\partial D} s_D \right)^2 \right\}^{1/2} \quad (9)$$

Where $S_m, S_{a_1}, S_T, S_\delta, S_d, S_\eta, S_D$ are errors for ball mass, slope, period of vibration, depth of penetration, ball diameter, viscosity, and tube diameter.

METHOD

Honey samples used in this research were obtained from one of the local forest hunters in the national market of Sumbawa Regency, Nusa Tenggara Barat, Indonesia. The sample measurements were made at temperature $23.3 \pm 0.5^\circ\text{C}$. The experimental setup tools were shown in Figure 2. The ball mass (m) is 0.15211 ± 0.00005 kg and diameter (d) of 0.01796 ± 0.00001 m. Diameter of tube (D) is 0.08024 ± 0.00001 m and depth (h) is 0.13046 ± 0.00001 m.

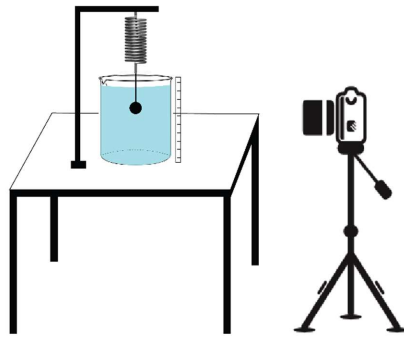


Fig. 2. Setup ball oscillation experiments

After setting up the device as shown in Figure 2, the ball oscillation inside the honey was recorded using a mobile phone camera. Furthermore, the video was analyzed using video analysis software, Tracker.

The analysis technique used was linear regression. It was used to get the slope value from the graph that represented the value of the damping coefficient b . The measured viscosity value was determined using equation (6) for each concentration. Furthermore, viscosity was calculated using the equation (7), and was determined using extrapolation techniques.

RESULTS AND DISCUSSIONS

The experiment was done by observing the oscillation of submerged ball inside the honey. There are three honey concentration. They are 10%, 20% and 30%. The concentration number is the volume ratio between honey and water. By measuring the oscillation amplitude per cycle, we are able to calculate the viscosity of the honey. The Tracker software produces the data of oscillation amplitude. The amplitude is modified into the logarithmic value to create the linear fitting. Equation 5 requires the plot of amplitude logarithmic value to the number of oscillation.

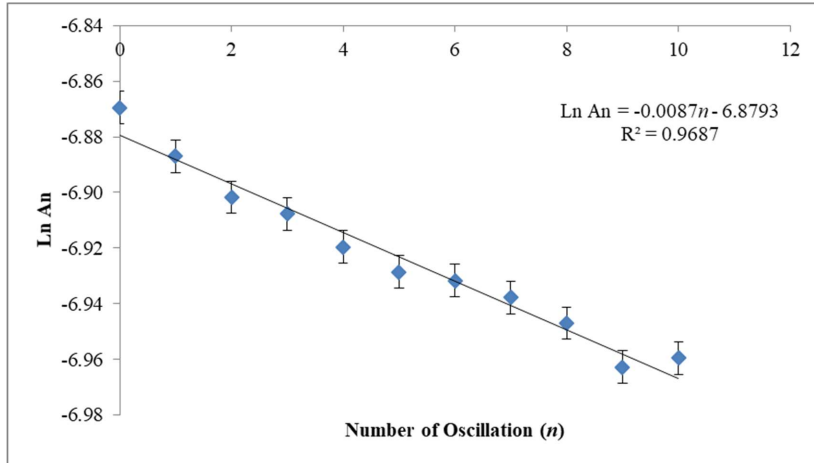


Fig. 3. Relationship of amplitude logarithm to count of vibrations at concentrations 10%

The graph of amplitude logarithmic versus number of oscillation for concentration of 10% is shown in Figure 3. By linear fitting, the slope is -0.0087. The slope is steeper as the concentration increased. The Figure 4 shows the amplitude logarithmic versus number of oscillation for concentration of 20%. The slope is -0.0092. Finally, the slope for concentration of 30% is -0.0106. It is shown in Figure 5.

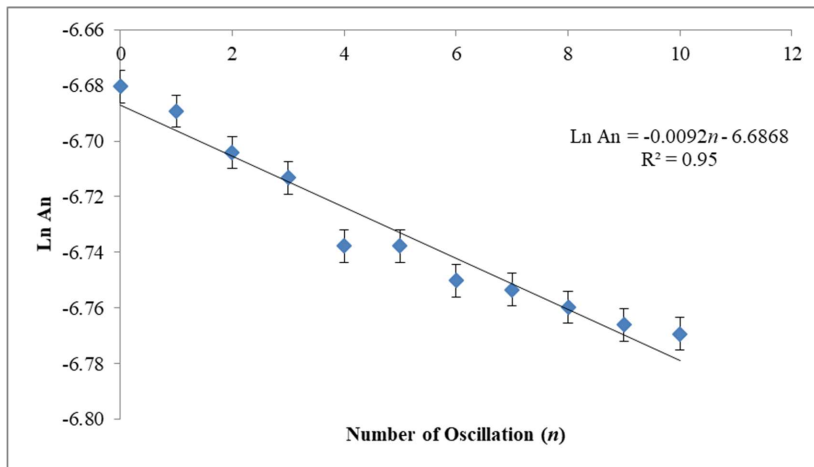


Fig. 4. Relationship of amplitude logarithm to count of vibrations at concentrations 20%

As we observed from the Figure 3, Figure 4, and Figure 5, the amplitude of oscillation is lower as the number of oscillation increased. This decay phenomenon is known as the damped oscillation. The damping process due to viscosity of honey. The harmonic motion is underdamped oscillation [51]. After analyzing with equation (5), the damping coefficient b was obtained at each concentration. Furthermore, it was used to determine the viscosity value of honey solution based on equation (6).

Commented [AZ6]: fix the grammer

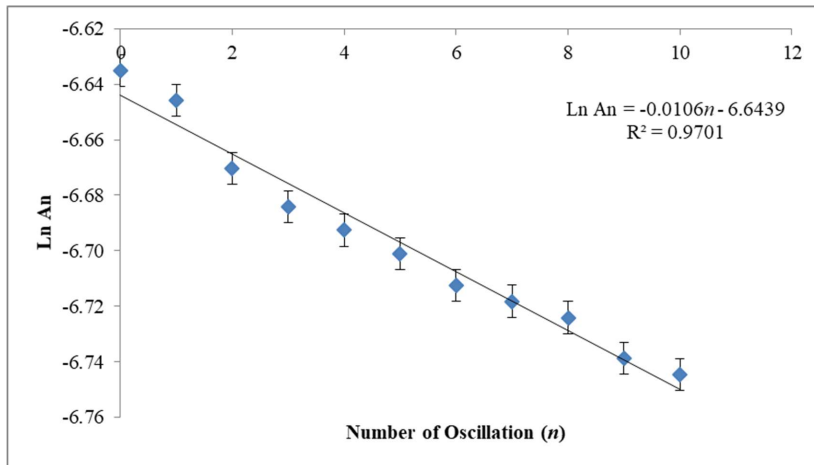


Fig. 5. Relationship of amplitude logarithm to count of vibrations at concentrations 30%

In addition, Faxen correction factor of 0.55 was obtained from the experimental setup. Empirically, the honey viscosity value, after correction of the wall effect, was obtained based on equation (7). All of these values were summarized in Table 1.

Table 1. Viscosity and damping coefficient of Sumbawa honey solution

Concentration	Damping Coefficient (10^{-3} kg/s)	Measured Viscosity (10^{-2} Pa.s)	True Viscosity (10^{-2} Pa.s)
10%	6.10	3.31 ± 0.20	1.83 ± 0.09
20%	6.52	3.53 ± 0.23	1.95 ± 0.13
30%	7.43	4.03 ± 0.16	2.22 ± 0.11

Table 1 shows the damping coefficients of the solutions in range $(6.10 - 7.43) \times 10^{-3}$ kg/s. In addition, Table 1 implied that the increase in the viscosity value is directly proportional to the concentration of the Sumbawa honey solution. This phenomenon is consistent with the viscosity behavior of other types of honey reported in some previous literature [12], [30], [52]. Furthermore, a viscosity reduction of around 55% was seen after correction due to the wall effect. For example, at a concentration of 10%, it is equal to $(3.31 \pm 0.20) \times 10^{-2}$ Pa.s and after correction is $(1.83 \pm 0.09) \times 10^{-2}$ Pa.s. Therefore, correction value is required to get an accurate viscosity as a result of wall effect. Faxen correction factor needed to be taken into account because as long as the ball experienced oscillation, the driving force to move away from the tube wall will be acquired [50].

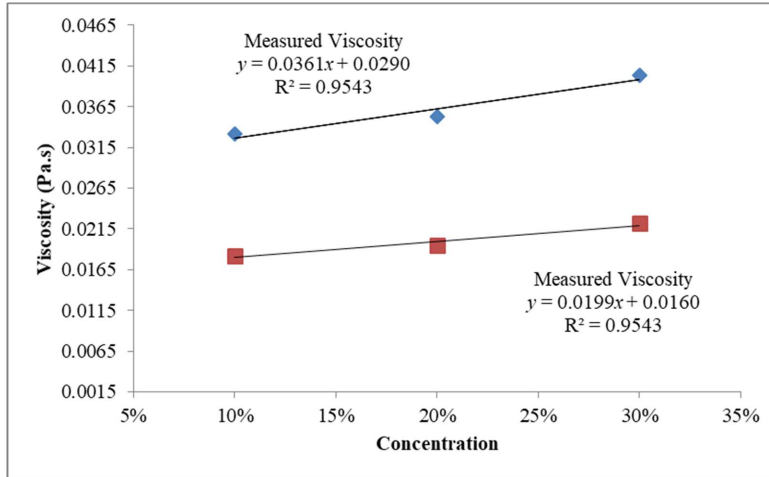


Fig. 6. Relationship of viscosity to the concentration of honey solution.

Figure 6 shows the correlation between viscosity and the concentration of honey solution. We can extrapolate the data in Figure 6 to determine the measured and actual viscosity for pure honey. Data extrapolation was carried out to confirm the value of the solution at concentrations of 0% and 100%. Water viscosity can be confirmed using Figure 6 by substituting a solution concentration of 0%. The measured water's viscosity was obtained at 2.90×10^{-2} Pa.s. The true value of water viscosity is 1.60×10^{-2} Pa.s with a confidence level of 95%. The pure Sumbawa honey was determined by extrapolating and substituting a concentration value of 100%. The measured viscosity of pure Sumbawa honey was obtained for 3.369 Pa.s and the true value is 2.006 Pa.s. The viscosity value of the sample obtained was slightly different from the results of several studies. Kek, Chin, Yusof, Tan, and Chua obtained the viscosity of Tualang and Gelam honey from similar bee species by 0.76 Pa.s and 0.53 Pa.s at 25 °C [22]. Furthermore, Saxena, Panicker, and Gautam obtained viscosity of seven commercial Indian honey brands ranging from 2.3 Pa.s to 16.0 Pa.s at 25 °C [53]. The difference was reasonable because of some differences such as the source of nectar and the temperature of the solution sources of nectar caused differences in the content of polysaccharides, having the ability to produce anti-plasticizing effects. Its high content increased the strength of sugar-sugar hydrogen bonding between the oligosaccharides. Therefore, high polysaccharide content increased viscosity [30], [39], [42]. The difference in value was also influenced by differences in the temperature of the sample. Higher sample temperatures have high thermal movements between molecules. The movement of these molecules resulted in a decreased intermolecular and hydrodynamic forces, thus facilitating the flow [42], [53], [54], because the sample temperature in this research was lower, it was very logical to obtain a viscosity value slightly higher than some other research results.

CONCLUSION AND SUGGESTION

The determination of the viscosity value of Sumbawa honey has been carried out using the ball oscillation method with the weighted linear regression technique. The true viscosity of honey from Sumbawa is 2.006 Pa.s calculated through extrapolation techniques. The value of viscosity obtained is not the same due to differences in the source of nectar and the temperature of the sample used. However, the results show that there is a tendency for increased viscosity to the concentration of honey solution as the findings have been documented in various previous literature. Therefore, the finding of the viscosity value is expected to be used as a reference for one of the physical parameters

Commented [AZ7]: literatures

of Sumbawa honey, and implications for consumer protection against the circulation of fake Sumbawa honey.

REFERENCES

- [1] K. Gratzner, F. Susilo, D. Purnomo, S. Fiedler, and R. Brodschneider, "Challenges for beekeeping in Indonesia with autochthonous and introduced bees," *Bee World*, vol. 96, no. 2, pp. 40–44, Apr. 2019.
- [2] N. L. Carreck, "Special issue: Honey," *J. Apic. Res.*, vol. 57, no. 1, pp. 1–4, Jan. 2018.
- [3] R. Subramanian, H. Umesh Hebbar, and N. K. Rastogi, "Processing of honey: A review," *Int. J. Food Prop.*, vol. 10, no. 1, pp. 127–143, Jan. 2007.
- [4] M. Musa Özcan and F. Al Juhaimi, "Honey as source of natural antioxidants," *J. Apic. Res.*, vol. 54, no. 3, pp. 145–154, May 2015.
- [5] W. Reybroeck, "Residues of antibiotics and chemotherapeutics in honey," *J. Apic. Res.*, vol. 57, no. 1, pp. 97–112, Jan. 2018.
- [6] A. S. Otim, R. Kajobe, P. P. Abila, P. Kasangaki, and R. Echodu, "Important plants for honey production in four agro ecological zones of Uganda," *Bee World*, vol. 96, no. 3, pp. 81–86, 2019.
- [7] Z. H. Ahmed, A. I. Tawfik, M. F. Abdel-Rahman, and A. M. Moustafa, "Nutritional value and physiological effects of some proteinaceous diets on honey bee workers (*Apis mellifera* L.)," *Bee World*, vol. 97, no. 1, pp. 26–31, Jan. 2020.
- [8] G. Beretta, P. Granata, M. Ferrero, M. Orioli, and R. M. Facino, "Standardization of antioxidant properties of honey by a combination of spectrophotometric/fluorimetric assays and chemometrics," *Anal. Chim. Acta*, vol. 533, no. 2, pp. 185–191, 2005.
- [9] M. Al-Mamary, A. Al-Meerri, and M. Al-Habori, "Antioxidant activities and total phenolics of different types of honey," *Nutr. Res.*, vol. 22, no. 9, pp. 1041–1047, Sep. 2002.
- [10] L. W. Doner, "The sugars of honey—A review," *J. Sci. Food Agric.*, vol. 28, no. 5, pp. 443–456, May 1977.
- [11] S. Bogdanov, T. Jurendic, R. Sieber, and P. Gallmann, "Honey for nutrition and health: A review," *J. Am. Coll. Nutr.*, vol. 27, no. 6, pp. 677–689, Dec. 2008.
- [12] T. Eteraf-Oskouei and M. Najafi, "Traditional and modern uses of natural honey in human diseases: A review," *Iran. J. Basic Med. Sci.*, vol. 16, no. 6, pp. 731–742, 2013.
- [13] C. Schouten, D. Lloyd, and H. Lloyd, "Beekeeping with the asian honey bee (*Apis cerana javana* Fabr) in the Indonesian islands of Java, Bali, Nusa Penida, and Sumbawa," *Bee World*, vol. 96, no. 2, pp. 45–49, 2019.
- [14] V. M. da Silva, R. de A. Torres Filho, and J. V. de Resende, "Rheological properties of selected Brazilian honeys as a function of temperature and soluble solid concentration," *Int. J. Food Prop.*, vol. 20, no. sup3, pp. S2481–S2494, Dec. 2017.
- [15] D. Apriani, Gusnedi, and Y. Darvina, "Studi tentang nilai viskositas madu hutan dari beberapa daerah di Sumatera Barat untuk mengetahui kualitas madu," *Pillar Phys.*, vol. 2, no. Oktober, pp. 91–98, 2013.
- [16] R. Kamila, R. Syarief, and I. T. Saptono, "Analisis pengembangan bisnis madu pada cv athtoifah dengan pendekatan business model canvas," *J. Agribisnis Indones.*, vol. 5, no. 2, p. 173, 2018.
- [17] D. Sarah, R. N. Suryana, and K. Kirbrandoko, "Strategi bersaing industri madu (Studi kasus: cv madu apiari mutiara)," *J. Apl. Bisnis dan Manaj.*, vol. 5, no. 1, pp. 71–83, Jan. 2019.
- [18] N. K. I. Swari, R. Wirawan, N. Qomariyah, and K. Al Hadi, "Analisis kadar air dalam madu menggunakan kombinasi metode kapasitansi dan indeks bias," *Konstan - J. Fis. dan Pendidik. Fis.*, vol. 4, no. 1, pp. 1–10, Jun. 2019.
- [19] E. dine T. Bouhlali *et al.*, "Physicochemical properties of eleven monofloral honey samples produced in Morocco," *Arab J. Basic Appl. Sci.*, vol. 26, no. 1, pp. 476–487, Jan. 2019.
- [20] G. L. Marcazzan, C. Mucignat-Caretta, C. Marina Marchese, and M. L. Piana, "A review of methods for honey sensory analysis," *J. Apic. Res.*, vol. 57, no. 1, pp. 75–87, Jan. 2018.

- [21] S. S. S. Saefatu and A. Setiawan, "Menguji kemurnian madu melalui pengukuran viskositas zat cair," in *Prosiding Seminar Nasional Sains dan Pendidikan Sains UKSW*, 2012, pp. 1–14.
- [22] S. P. Kek, N. L. Chin, Y. A. Yusof, S. W. Tan, and L. S. Chua, "Classification of entomological origin of honey based on its physicochemical and antioxidant properties," *Int. J. Food Prop.*, vol. 20, no. sup3, pp. S2723–S2738, Dec. 2017.
- [23] D. Dinkov, "A scientific note on the specific optical rotation of three honey types from Bulgaria," *Apidologie*, vol. 34, no. 3, pp. 319–320, May 2003.
- [24] L. Primorac, I. Flanjak, KenjerićD, BubaloD, and Z. Topolnjak, "Specific rotation and carbohydrate profile of Croatian unifloral honeys," *Czech J. Food Sci.*, vol. 29, pp. 515–519, Oct. 2011.
- [25] J. Bertoneclj, T. Golob, U. Kropf, and M. Korošec, "Characterisation of Slovenian honeys on the basis of sensory and physicochemical analysis with a chemometric approach," *Int. J. Food Sci. Technol.*, vol. 46, no. 8, pp. 1661–1671, Aug. 2011.
- [26] A. Chakir, A. Romane, G. L. Marazzan, and P. Ferrazzi, "Physicochemical properties of some honeys produced from different plants in Morocco," *Arab. J. Chem.*, vol. 9, no. 2, pp. 946–954, Nov. 2016.
- [27] M. Oroian, "Measurement, prediction and correlation of density, viscosity, surface tension and ultrasonic velocity of different honey types at different temperatures," *J. Food Eng.*, vol. 119, no. 1, pp. 167–172, Nov. 2013.
- [28] L. B. de Almeida-Muradian, K. M. Stramm, and L. M. Estevinho, "Efficiency of the FT-IR ATR spectrometry for the prediction of the physicochemical characteristics of *Melipona subnitida* honey and study of the temperature's effect on those properties," *Int. J. Food Sci. Technol.*, vol. 49, no. 1, pp. 188–195, Jan. 2014.
- [29] S. K. Yap, N. L. Chin, Y. A. Yusof, and K. Y. Chong, "Quality characteristics of dehydrated raw Kelulut honey," *Int. J. Food Prop.*, vol. 22, no. 1, pp. 556–571, 2019.
- [30] A. A. Machado De-Melo, L. B. de Almeida-Muradian, M. T. Sancho, and A. Pascual-Maté, "Composition and properties of *Apis mellifera* honey: A review," *J. Apic. Res.*, vol. 57, no. 1, pp. 5–37, Jan. 2018.
- [31] J. Alvarez-Suarez, M. Gasparri, T. Forbes-Hernández, L. Mazzoni, and F. Giampieri, "The composition and biological activity of honey: A focus on Manuka honey," *Foods*, vol. 3, no. 3, pp. 420–432, Jul. 2014.
- [32] C. E. Manyi-Loh, R. N. Ndip, and A. M. Clarke, "Volatile compounds in honey: A review on their involvement in aroma, botanical origin determination and potential biomedical activities," *Int. J. Mol. Sci.*, vol. 12, no. 12, pp. 9514–9532, 2011.
- [33] P. Costa, "Physical properties of honeys produced in the Northeast of Brazil," *Int. J. Food Stud.*, vol. 2, no. 1, pp. 118–125, Apr. 2013.
- [34] R. Gleiter, H. Horn, and H. Isengard, "Influence of type and state of crystallisation on the water activity of honey," *Food Chem.*, vol. 96, no. 3, pp. 441–445, Jun. 2006.
- [35] S. Shamsudin *et al.*, "Influence of origins and bee species on physicochemical, antioxidant properties and botanical discrimination of stingless bee honey," *Int. J. Food Prop.*, vol. 22, no. 1, pp. 239–264, Jan. 2019.
- [36] A. Belay *et al.*, "Sugar profile and physicochemical properties of Ethiopian monofloral honey," *Int. J. Food Prop.*, vol. 20, no. 11, pp. 2855–2866, Nov. 2017.
- [37] A. Abdulkhaliq and K. M. Swaileh, "Physico-chemical properties of multi-floral honey from the West Bank, Palestine," *Int. J. Food Prop.*, vol. 20, no. 2, pp. 447–454, Feb. 2017.
- [38] B. Mossel, B. Bhandari, B. D'Arcy, and N. Caffin, "Determination of viscosity of some Australian honeys based on composition," *Int. J. Food Prop.*, vol. 6, no. 1, pp. 87–97, Jan. 2003.
- [39] O. O. James *et al.*, "Physical characterisation of some honey samples from North-central Nigeria," *Int. J. Phys. Sci.*, vol. 4, no. 9, pp. 464–470, 2009.
- [40] M. Lewoyehu and M. Amare, "Comparative evaluation of analytical methods for determining the antioxidant activities of honey: A review," *Cogent Food Agric.*, vol. 5, no. 1, Nov. 2019.
- [41] A. Thrasivoulou *et al.*, "Legislation of honey criteria and standards," *J. Apic. Res.*, vol. 57, no. 1, pp. 88–96, Jan. 2018.

- [42] A. Boussaid *et al.*, "Physicochemical, rheological, and thermal properties of six types of honey from various floral origins in Tunisia," *Int. J. Food Prop.*, vol. 18, no. 12, pp. 2624–2637, Dec. 2015.
- [43] Y. Kraftmakher, "Rotational viscometers - a subject for student projects," *Phys. Educ.*, vol. 45, no. 6, pp. 622–628, 2010.
- [44] W. Li, G. Kagan, R. Hopson, and P. G. Williard, "Measurement of Solution viscosity via Diffusion-Ordered NMR Spectroscopy (DOSY)," *J. Chem. Educ.*, vol. 88, no. 9, pp. 1331–1335, Sep. 2011.
- [45] T. Mulyono, A. S. Putra, and Neran, "Disain viskometer kapiler terkomputerisasi (the design of computerized capillary viscometer)," *J. Sains dan Teknol. Kim.*, vol. 4, no. 2, pp. 169–173, 2013.
- [46] M. Nelkon and P. Parker, *Advanced Level Physics*, 3rd ed. London: Heinemann Educational Books, 1995.
- [47] R. Oktova and N. Diana, "Penentuan koefisien viskositas air menggunakan metode getaran pegas dengan koreksi kedalaman penetrasi dan koreksi efek dinding," *Berk. Fis. Indones.*, vol. 5, no. 1, pp. 25–34, 2013.
- [48] A. Pascual-Maté, S. M. Osés, M. A. Fernández-Muiño, and M. T. Sancho, "Methods of analysis of honey," *J. Apic. Res.*, vol. 57, no. 1, pp. 38–74, Jan. 2018.
- [49] L. D. Landau and E. M. Lifshitz, *Fluid Mechanics*, 2nd ed. Oxford: Pergamon, 1987.
- [50] D. S. Viswanath, T. K. Ghosh, D. H. L. Prasad, N. V. K. Dutt, and K. Y. Rani, *Viscosity of Liquids: Theory, Estimation, Experiment, and Data*. Netherlands: Springer, 2007.
- [51] H. J. Pain, *The Physics of Vibrations and Waves*, 6th ed. London: John Wiley & Sons Ltd, 2005.
- [52] S. Zaitoun, A. A. M. Ghzawi, K. I. M. Al-Malah, and B. Abu-Jdayil, "Rheological properties of selected light colored Jordanian honey," *Int. J. Food Prop.*, vol. 4, no. 1, pp. 139–148, 2001.
- [53] S. Saxena, L. Panicker, and S. Gautam, "Rheology of Indian honey: Effect of temperature and gamma radiation," *Int. J. Food Sci.*, vol. 2014, pp. 1–6, 2014.
- [54] B. Mossel, B. Bhandari, B. D'Arcy, and N. Caffin, "Use of an arrhenius model to predict rheological behaviour in some Australian honeys," *LWT - Food Sci. Technol.*, vol. 33, no. 8, pp. 545–552, Dec. 2000.