

1. Manuskrip Luaran Wajib v eng JRKPF.docx

Study of Metacognitive Awareness at the Individual Level of Students Across Study Programs using Rasch modeling.

Moh. Irma Sukarelawan¹, Panji Hidayat², Widodo Widodo³

Physic Education Study Program, Universitas Ahmad Dahlan, Yogyakarta, Indonesia

Primary School Teacher Education Study Program, Universitas Ahmad Dahlan, Yogyakarta, Indonesia

Physics Education Master's Program, Universitas Ahmad Dahlan, Yogyakarta, Indonesia

Email: irma.sukarelawan@pfis.uad.ac.id

Abstract

Evaluating students' metacognitive awareness is necessary to identify weaknesses and strengths in managing their cognition, which can help develop effective cognitive regulation to overcome academic challenges. Therefore, this research aims to examine students' level of metacognitive awareness using Rasch modeling. Survey research was conducted on 122 students at KIP. Metacognitive awareness was evaluated using the 18-item Jr. MAI, and each item uses a 5-point Likert rating scale. Jr. MAI in the form of a Google form is distributed for 2–3 weeks. Metacognitive awareness data was analyzed using the Logit Value of Person (LVP) approach and the Person Wright Map in Rasch modeling. The analysis results show that the distribution of metacognitive awareness shows that the majority of physics education students tend to have a higher level of metacognitive awareness, while the distribution of metacognitive awareness among elementary school teacher education students is more even across all categories. The implication of this research is the need to develop effective cognitive regulation in overcoming academic challenges through evaluating students' metacognitive awareness.

Keywords: Metacognitive awareness, Rasch Modeling, Logit Value of Person, Wright map

Received 22 August 2019, Revision 22 August 2019,

Accepted for publication on 4 December 2019.

<https://doi.org/10.12928/jrkpf.vvix.xx>

This is an open-access article under the CC-BY-NC license.



1. Introduction

Various literature have reported the important role of metacognition in students' learning processes. The ability to monitor and control learning is positively correlated with learning success, increased academic achievement, and the health and welfare of students [1]–[3]. Metacognition plays an active role in managing and controlling focus, selective perception, storing and organizing short-term memory, and encoding and retrieving from long-term memory [4]. The use of metacognitive skills and strategies has empirically improved learning at various levels of education [2], [5]–[8]. Metacognitive strategies positively correlate with student test scores or GPA [9], [10].

Various studies have shown the role of metacognition in improving academic achievement, such as learning outcomes [11], [12], and problem-solving abilities [13]. Coutinho [14] found a positive correlation between metacognitive abilities and academic achievement. The academic achievement of students with high metacognitiveness will be better than that of those with lower metacognitiveness [15].

Evaluating students' metacognitive awareness needs to be done to map the weaknesses and strengths of students' cognitive management. Appropriate mapping will help students have effective cognitive regulation

in solving the academic problems they face. Metacognitive awareness will help students understand information, overcome difficulties, and monitor the progress of their academic achievements. So, it will have an impact on improving academic performance.

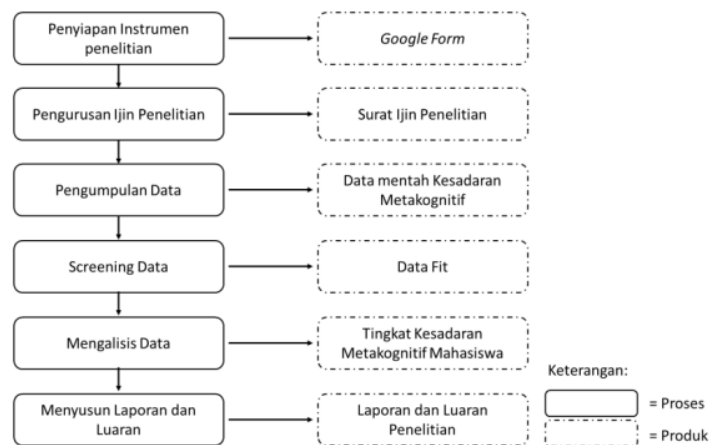
In the Indonesian national education curriculum, students at the high school level are required to have metacognitive abilities [16]. This is confirmed in the Regulation of the Minister of Education and Culture of the Republic of Indonesia Number 37 of 2018 [17]. Research on metacognitive awareness has been widely carried out, for example, in the development of metacognitive awareness self-report instruments [1], [18]–[20], the process of adapting self-reports to various cultural contexts [3], [21]–[26], and the implementation of self-report in primary and secondary education [16], [27]–[31]. The study results show limited information regarding the application of self-report instruments to assess students' metacognitive awareness, especially in the FKIP at Ahmad Dahlan University. Meanwhile, studies of metacognitive awareness at the student level also need to be carried out. Therefore, this research aims to examine the level of metacognitive awareness at the individual student level in the FKIP UAD environment using Rasch modeling.

II. Methods

This research is included in quantitative survey-type research. The student metacognitive awareness survey was conducted using a Google form, which was distributed via student and lecturer WhatsApp groups. The respondents involved in this research were 120 students from various study programs within the Faculty of Teaching and Education at Ahmad Dahlan University. Fifty-seven respondents from the Physics Education Study Program and Elementary School Teacher Education were used as the main subjects. The sampling technique used was convenience sampling [32].

Data collection was carried out using the Jr. metacognition awareness instrument. The MAI was previously adapted by Sukarelawan et al. [26]. Jr. MAI consists of 18 items spread into two dimensions: knowledge of cognition (KoC, 9 items) and regulation of cognition (RoC, 9 items). Each item in the Jr.MAI uses a 5-point Likert rating scale ranging from 1 (never) to 5 (always).

The procedure that will be carried out in this research begins with formatting a metacognitive awareness instrument in the form of a Google form. At the same time, research permits are processed. After the research permit is issued, the data collection process will take approximately 2–3 weeks. After the data collection process is carried out, the data screening process and data analysis will continue. At the end of the research, the process of compiling mandatory and additional outputs and preparing a report will be carried out. Schematically, the research procedures and stages are depicted in Figure 1.



Gambar 1. Diagram alir penelitian

Students' metacognitive awareness was analyzed using Rasch modeling. This model refers to modern test theory, which has several advantages over classical test theory. For example, modern test theory can overcome missing data and reliability using Cronbach's alpha and person and item aspects [33]. In addition, Rasch

modeling can facilitate analysis down to the individual level. By using Rasch modeling, quantitative and qualitative information can be obtained.

The software used to analyze metacognitive awareness was Winsteps version 4.6.1 [34]. Technique Specifically, students' metacognitive awareness was analyzed using the Logit Value of Person (LVP) combined with Person Wright Map (PWM) visualization [35]. The combination of LVP and PWM makes it possible to map students' metacognitive awareness in detail down to the individual level. The Logit Value of a Person (LVP) can explain metacognitive awareness quantitatively, and the Person Wright Map (PWM) can explain metacognitive awareness qualitatively.

III. Results and discussion

Jr. MAI Quality

Reliability

The reliability of the instruments used was evaluated based on those shown in Table 1 and Table 2.

Table 1. Person Reliability

SUMMARY OF 120 MEASURED Person									
	TOTAL SCORE	COUNT	MEASURE	MODEL S.E.	INFIT		OUTFIT		
					MNSQ	ZSTD	MNSQ	ZSTD	
MEAN	67.0	18.0	1.32	.36	1.03	-.20	1.03	-.22	
SEM	.8	.0	.09	.00	.07	.17	.07	.17	
P.SD	8.3	.0	1.03	.03	.72	1.88	.71	1.88	
S.SD	8.3	.0	1.04	.03	.73	1.88	.71	1.89	
MAX.	82.0	18.0	3.55	.45	5.21	6.92	4.39	6.05	
MIN.	27.0	18.0	-3.02	.31	.13	-4.26	.13	-4.27	
REAL RMSE	.41	TRUE SD	.95	SEPARATION	2.29	Person RELIABILITY	.84		
MODEL RMSE	.36	TRUE SD	.97	SEPARATION	2.65	Person RELIABILITY	.88		
S.E. OF Person MEAN = .09									
CRONBACH ALPHA (KR-20) Person RAW SCORE "TEST" RELIABILITY = .88 SEM = 2.85									

Table 2. Item Reliability

SUMMARY OF 18 MEASURED Item									
	TOTAL SCORE	COUNT	MEASURE	MODEL S.E.	INFIT		OUTFIT		
					MNSQ	ZSTD	MNSQ	ZSTD	
MEAN	446.7	120.0	.00	.14	1.00	-.09	1.03	.07	
SEM	10.6	.0	.19	.00	.05	.38	.07	.47	
P.SD	43.7	.0	.78	.01	.21	1.57	.28	1.94	
S.SD	44.9	.0	.80	.01	.21	1.62	.28	1.99	
MAX.	491.0	120.0	2.13	.15	1.53	3.62	1.92	5.66	
MIN.	322.0	120.0	-.87	.12	.68	-2.72	.67	-2.85	
REAL RMSE	.15	TRUE SD	.77	SEPARATION	5.29	Item RELIABILITY	.97		
MODEL RMSE	.14	TRUE SD	.77	SEPARATION	5.48	Item RELIABILITY	.97		
S.E. OF Item MEAN = .19									

The person separation index is a measure that indicates how well the metacognitive instrument used can separate individuals who have different levels of ability [37]–[39]. Index 2.29 shows that the metacognitive instrument used has quite good abilities for separating individuals who differ in the abilities measured [40]–[42]. However, higher values are usually desired to ensure that the metacognitive instrument used can better differentiate between individuals with different abilities. The person reliability value of 0.84 shows the extent to which the metacognitive instrument consistently measures individual abilities [43], [44]. This value is at a fairly good level because the closer it is to 1, the better the measuring instrument is at providing consistent measurements of the same individual if measured multiple times.

The item separation index shows how well the metacognitive instrument can separate the items used to measure metacognitive awareness variables [37], [45]. Index 5.29 indicates that the metacognitive instrument used has a very good ability to separate the items used. This shows that the items used have high sensitivity in measuring the desired metacognitive awareness variable. A reliability of 0.97 indicates how consistently the items in the metacognitive instrument can measure metacognitive awareness variables [46], [47]. This very high value indicates that the items used consistently measure the desired metacognitive awareness and provide similar results when tested repeatedly.

Based on the data provided, the metacognitive instrument used is highly reliable in terms of individual (person) and item measurements. However, further improvements are needed, especially in strengthening the ability of metacognitive instruments to differentiate between individuals or items with greater differences in ability levels.

Item Fit

The fit of the items to Rasch modeling is shown in Table 3.

Table 3. Item Fit to Rasch modeling

ENTRY NUMBER	TOTAL SCORE	TOTAL COUNT	MEASURE	MODEL S.E.	INFIT MNSQ	ZSTD	OUTFIT MNSQ	ZSTD	PTMEASUR-AL CORR.	EXP.	EXACT OBS%	MATCH EXP%	Item
1	409	120	.74	.13	1.01	.15	1.03	.28	.57	.59	54.2	53.1	S1
2	491	120	-.87	.15	.93	-.54	.94	-.44	.66	.55	54.2	58.3	S2
3	448	120	.02	.14	1.13	1.01	1.26	1.89	.44	.57	58.3	56.2	S3
4	469	120	-.40	.14	1.00	.07	1.03	.26	.55	.57	62.5	56.9	S4
5	449	120	.00	.14	1.09	.70	1.08	.68	.54	.57	55.0	56.2	S5
6	322	120	2.13	.12	1.22	1.73	1.23	1.74	.45	.59	44.2	49.5	S6
7	452	120	-.06	.14	.99	-.07	1.00	.08	.59	.57	65.0	56.3	S7
8	472	120	-.46	.14	.80	-1.64	.80	-1.62	.63	.56	65.8	57.4	S8
9	488	120	-.81	.15	1.18	1.36	1.13	1.02	.60	.56	53.3	58.2	S9
10	446	120	.06	.14	.98	-.11	.99	-.04	.60	.58	65.0	55.9	S10
11	481	120	-.65	.15	.94	-.39	.96	-.25	.60	.56	63.3	58.0	S11
12	466	120	-.34	.14	.70	-2.53	.69	-2.66	.69	.57	68.3	56.9	S12
13	458	120	-.18	.14	.76	-1.92	.76	-1.98	.70	.57	62.5	56.3	S13
14	479	120	-.61	.15	.82	-1.40	.80	-1.68	.73	.56	64.2	57.7	S14
15	432	120	.32	.14	.68	-2.72	.67	-2.85	.59	.58	66.7	54.9	S15
16	478	120	-.59	.15	.94	-.44	.95	-.36	.61	.56	62.5	57.7	S16
17	446	120	.06	.14	1.21	1.52	1.21	1.56	.57	.58	59.2	55.9	S17
18	354	120	1.65	.12	1.53	3.62	1.92	5.66	.28	.59	47.5	51.5	S18
MEAN	446.7	120.0	.00	.14	1.00	-.1	1.03	.1			59.5	55.9	
P. SD	43.7	.0	.78	.01	.21	1.6	.28	1.9			6.6	2.3	

In Rasch modeling, Infit and Outfit MnSq are used to evaluate the suitability of items to the Rasch model [32], [48]. The range of values given for Infit MnSq is between 0.68 and 1.53, and for Outfit MnSq, it is between 0.67 and 1.92. There is an acceptable goodness-of-fit range from 0.5 to 1.5, which is considered ideal in Rasch modeling [26], [49], [50]. In general, Infit and Outfit MnSq values within this range indicate a good fit between the items measured by the Rasch model. However, there are exceptions where a value of up to 2.0 is still acceptable because it does not significantly reduce the quality of the metacognitive instrument used [40].

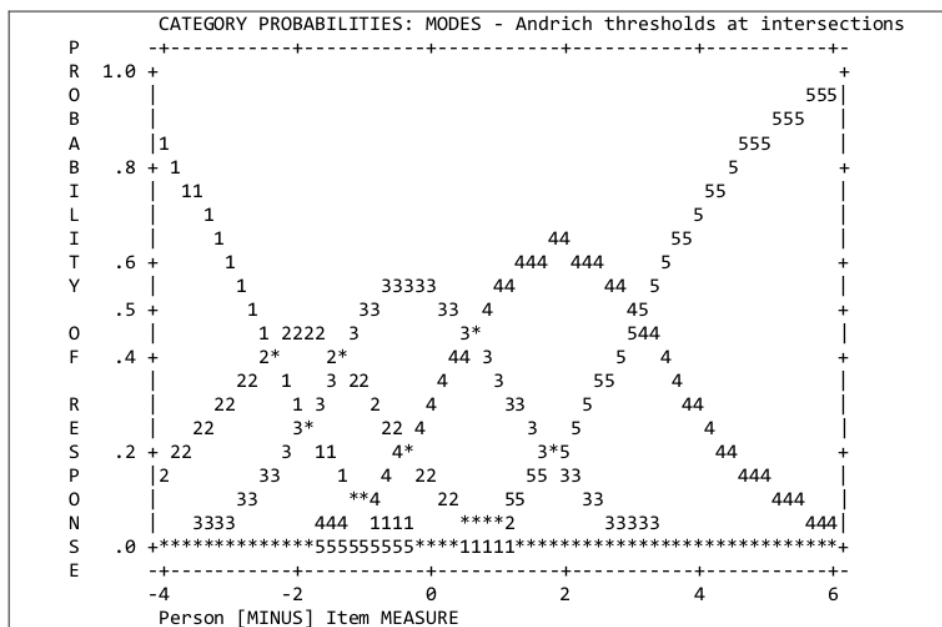
Although most of the Infit and Outfit MnSq values are within the desired acceptable range, the presence of a few values slightly outside the limits (but still below 2.0) does not substantially affect the quality of the metacognitive instrument used. This indicates that most of the items in the measurement meet the standards required in the Rasch model, although some items have response patterns that are slightly different from what the model expects.

In the overall analysis, most of the items on the metacognitive instrument fit well with the Rasch model, and one item fit slightly outside ideal limits. However, the metacognitive instrument used can still be

considered good in measuring the metacognitive awareness studied based on evaluating its suitability for the Rasch model. This has an impact on measurement certainty and increases measurement efficiency. Accurate and precise measurements will increase efficiency in decision-making or intervention.

Rating Scale

The functional distribution of the Likert rating scale used in the metacognitive awareness instrument is shown in Figure 2.



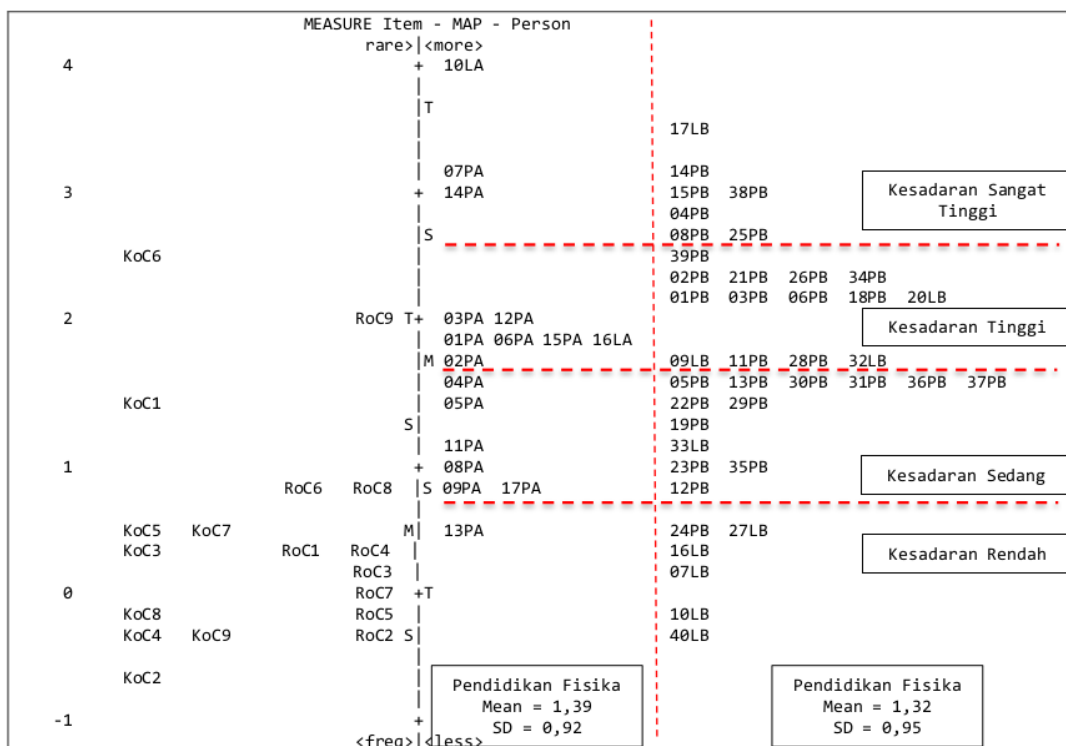
Gambar 2. Distribusi fungsionalitas skala peringkat Likert

The probability of response graph in Figure 2 was used in evaluating the functionality of the 5-point Likert rating scale [51]. Probability of Response graphs is used to check whether each scale rating has a clear peak [26], [52]. In this context, the functionality of a Likert rating scale is considered good if each scale point shows a separate and clear peak on the Probability of Response graph [53]. The probability of response graph results shows that each Likert rating scale has its peak. That is, each scale point, from lowest to highest, indicates the highest response rate or highest probability of the respondent choosing the option that corresponds to each scale rating.

The presence of separate peaks for each scale rating on a Probability of Response graph is a very positive indicator of the functionality of a Likert rating scale [54]. This shows that respondents can differentiate between each scale rating and respond by their level of belief or preference. In this evaluation, the Probability of Response graph has validated that the 5-point Likert rating scale functions well because each rating has separated peaks, allowing respondents to respond according to their level of belief or opinion towards the statements in the metacognitive instrument.

College Student Metacognitive Awareness

The metacognitive awareness of physics education and elementary school teacher education study program students is summarized in Figure 3.



Gambar 3. Wright map kesadaran metakognitif siswa

The Wright map in Figure 3 provides an interesting insight into the relationship between students' level of metacognitive awareness and the level of difficulty of the items used [15]. With the location of the person mean (student metacognitive awareness), which is above the item mean (item difficulty), this indicates that, in general, students tend to have a higher level of metacognitive awareness than the difficulty they face in answering the items proposed [35].

However, a deeper analysis highlights the differences between study programs. Physics Education students showed a slightly higher average of metacognitive awareness than elementary school Teacher Education students. Although the mean differences appear small, statistical significance indicates that these differences did not occur by chance. This indicates substantial differences in metacognitive awareness between the two study programs. Interpretation of these differences can provide valuable insights. It is possible that the curriculum structure or learning experiences between Physics Education and Elementary School Teacher Education students play a role in the development of metacognitive awareness. Further analysis of these factors could be important to understand why these differences arise.

By knowing that differences in metacognitive awareness between study programs exist statistically, educational institutions can make specific adjustments and improvements in the curriculum or learning approach to enrich students' metacognitive awareness in the context of their study program. This could also be the basis for further research to explore what factors influence metacognitive awareness among students of different study programs.

In the analysis of grouping students' metacognitive awareness based on mean and standard deviation values, there are differences in distribution between Physics Education and Elementary School Teacher Education students. For Physics Education, the percentage of students in the very high and high categories

(17.6% + 41.2% = 58.8%) is higher than those in the medium and low categories (35.3% + 5.9% = 41.2%). This indicates that the majority of Physics Education students have a higher level of metacognitive awareness.

On the other hand, in Elementary Teacher Education, the percentage of students in the very high and high categories (17.5% + 35% = 52.5%) is almost comparable to those in the medium and low categories (32.5% + 15% = 47.5%). This shows that metacognitive awareness is more evenly distributed among elementary school teacher education students between high, medium, and low categories. This data shows that the proportion of Physics Education students with a high level of metacognitive awareness is relatively greater than that of Elementary School Teacher Education. However, the distribution of metacognitive awareness among elementary school teacher education students is even wider across categories.

This illustrates that the Physics Education study program has certain approaches or aspects in its curriculum that support the development of relatively higher metacognitive awareness among its students. Meanwhile, the more even distribution among elementary school teacher education students may indicate greater variability in the level of metacognitive awareness within their population. Further analysis can be carried out to understand what factors influence these distribution differences and how this can be translated into improvements in Educational programs [56]–[58].

IV. Conclusions

Based on previous research and discussions, there are differences in the level of metacognitive awareness between students in the Physics Education and Elementary Teacher Education study programs. Physics Education students have a slightly higher level of metacognitive awareness than elementary school Teacher Education students. The distribution of metacognitive awareness also shows that the majority of Physics Education students tend to have a higher level of metacognitive awareness, while the distribution of metacognitive awareness among elementary school teacher education students is more even across categories. This information provides valuable insights for institutions to make specific adjustments and improvements in curriculum or learning approaches. Further analysis can be conducted to understand what factors influence these differences and how this can be translated into improved educational programs.

Acknowledgements

We want to send our greatest gratitude to the Ahmad Dahlan University through the Institute for Research Community Service, and the Research and Innovation Agency, which has provided research funding with contract number: PDP-268/SP3/LPPM-UAD/VIII/2023 in the scheme PDP.

References

- [1] K. Craig, D. Hale, C. Grainger, and M. E. Stewart, "Evaluating Metacognitive Self-Reports: Systematic Reviews of the Value of Self-Report in Metacognitive Research," *Metacognition Learn.*, vol. 15, no. 2, pp. 155–213, Aug. 2020, doi: 10.1007/s11409-020-09222-y.
- [2] R. Abdellah, "Metacognitive Awareness and its Relation to Academic Achievement and Teaching Performance of Pre-service Female Teachers in Ajman University in UAE," *Procedia - Soc. Behav. Sci.*, vol. 174, pp. 560–567, Feb. 2015, doi: 10.1016/j.sbspro.2015.01.707.
- [3] H. K. Ning, "A rasch analysis of the junior metacognitive awareness inventory with singapore students," *Meas. Eval. Couns. Dev.*, vol. 51, no. 2, pp. 84–91, Apr. 2018, doi: 10.1080/07481756.2017.1358061.
- [4] B. A. Allen and E. Armour-Thomas, "Construct Validation of Metacognition," *J. Psychol.*, vol. 127, no. 2, pp. 203–211, Mar. 1993, doi: 10.1080/00223980.1993.9915555.
- [5] B. Çetin, "Metacognition and self-regulated learning in predicting university students' academic achievement in Turkey," *J. Educ. Train. Stud.*, vol. 5, no. 4, pp. 132–138, Mar. 2017, doi: 10.11114/jets.v5i4.2233.
- [6] A. M. Amin, A. D. Corebima, S. Zubaidah, and S. Mahanal, "The Correlation between Metacognitive Skills and Critical Thinking Skills at the Implementation of Four Different Learning Strategies in Animal Physiology Lectures," *Eur. J. Educ. Res.*, vol. 9, no. 1, pp. 143–163, Jan. 2020, doi: 10.12973/eu-jer.9.1.143.
- [7] E. Ahdhianto, Marsigit, Haryanto, and N. N. Santi, "The Effect of Metacognitive-Based Contextual Learning Model on Fifth-Grade Students' Problem-Solving and Mathematical Communication Skills," *Eur. J. Educ. Res.*, vol. 9, no. 2, pp. 753–764, Apr. 2020, doi: 10.12973/eu-jer.9.2.753.
- [8] Y. Herlanti, "Kesadaran Metakognitif dan Pengetahuan Metakognitif Peserta Didik Sekolah Menengah Atas dalam Mempersiapkan Ketercapaian Standar Kelulusan pada Kurikulum 2013," *J. Cakrawala Pendidik.*, vol. 3, no. 3, pp. 357–367, Dec. 2015, doi: 10.21831/cp.v3i3.7343.
- [9] A. Young and J. D. Fry, "Metacognitive awareness and academic achievement in college students," *J. Scholarsh.*

- Teach. Learn.*, vol. 8, no. 2, pp. 1–10, Jan. 2008, [Online]. Available: <http://www.tandfonline.com/doi/full/10.3109/0142159X.2010.487711>.
- [10] A. Vrugt and F. J. Oort, "Metacognition, Achievement Goals, Study Strategies and Academic Achievement: Pathways to Achievement," *Metacognition Learn.*, vol. 3, no. 2, pp. 123–146, Aug. 2008, doi: 10.1007/s11409-008-9022-4.
- [11] W. Tamsyani, "Pengaruh Model Pembelajaran dan Kesadaran Metakognitif Terhadap Hasil Belajar Peserta Didik SMA dalam Materi Pokok Asam Basa," *J. EST*, vol. 2, no. 1, pp. 10–25, 2016, doi: 10.26858/est.v2i1.1887.
- [12] T. Khoiriah, "Strategi Pembelajaran Metakognitif Terhadap Hasil Belajar Siswa pada Konsep Sistem Pencernaan pada Manusia," *J. Pengajaran Mat. dan Ilmu Pengetah. Alam*, vol. 6, no. 1, p. 177, Sep. 2015, doi: 10.18269/jpmipa.v20i2.581.
- [13] N. Solikhah, E. R. Winarti, and A. W. Kurniasih, "Keefektifan Model Guided Inquiry dengan Pendekatan Keterampilan Metakognitif terhadap Kemampuan Pemecahan Masalah," *J. Kreano*, vol. 5, no. 1, pp. 18–25, 2014, doi: 10.15294/kreano.v5i1.3273.
- [14] S. A. Coutinho, "The Relationship Between Goals, Metacognition, and Academic Success," *Educate*, vol. 7, no. 1, pp. 39–47, 2007.
- [15] A. Muhlisin, H. Susilo, M. Amin, and F. Rohman, "The Effectiveness of RMS Learning Model in Improving Metacognitive Skills on Science Basic Concepts," *J. Turkish Sci. Educ.*, vol. 15, no. 4, pp. 1–14, 2018, doi: 10.12973/tused.10242a.
- [16] M. I. Sukarelawan and S. Sriyanto, "Mapping of profile students' metacognitive awareness in yogyakarta, Indonesia," *J. Res. Phys. Educ. Res. Ris. dan Kaji. Pendidik. Fis.*, vol. 6, no. 2, pp. 56–62, Oct. 2019, doi: 10.12928/jrkpf.v6i2.14556.
- [17] Kemendikbud, "Salinan Peraturan Menteri Pendidikan Dan Kebudayaan Republik Indonesia Nomor 37 Tahun 2018." Jakarta, 2018.
- [18] G. Taasobshirazi, M. Bailey, and J. Farley, "Physics metacognition inventory part II: Confirmatory factor analysis and rasch analysis," *Int. J. Sci. Educ.*, vol. 37, no. 17, pp. 2769–2786, Nov. 2015, doi: 10.1080/09500693.2015.1104425.
- [19] G. Taasobshirazi and J. Farley, "Construct validation of the physics metacognition inventory," *Int. J. Sci. Educ.*, vol. 35, no. 3, pp. 447–459, 2013, doi: 10.1080/09500693.2012.750433.
- [20] H. Haeruddin, Z. K. Prasetyo, and S. Supahar, "The development of a metacognition instrument for college students to solve physics problems," *Int. J. Instr.*, vol. 13, no. 1, pp. 767–782, Jan. 2020, doi: 10.29333/iji.2020.13149a.
- [21] U. Aydin and B. Ubuz, "Turkish Version of the Junior Metacognitive Awareness Inventory: An Exploratory and Confirmatory Factor Analysis Bilişüstü Yetiler Envanteri'nin Türkçeye Uyarlanması: Açımlyıcı ve Doğrulatory Faktör Analizi," *Educ. Sci.*, vol. 35, no. 157, pp. 32–47, 2010.
- [22] B. Kim, B. Zyromski, M. Mariani, S. M. Lee, and J. C. Carey, "Establishing the factor structure of the 18-item version of the junior metacognitive awareness inventory," *Meas. Eval. Couns. Dev.*, vol. 50, no. 1–2, pp. 48–57, Apr. 2017, doi: 10.1177/0748175616671366.
- [23] H. K. Ning, "The Bifactor Model of the Junior Metacognitive Awareness Inventory (Jr. MAI)," *Curr. Psychol.*, vol. 38, no. 2, pp. 367–375, Apr. 2019, doi: 10.1007/s12144-017-9619-3.
- [24] M. I. Sukarelawan, J. Jumadi, H. Kuswanto, and M. A. Thohir, "The Indonesian Version of the Physics Metacognition Inventory: Confirmatory Factor Analysis and Rasch Model," *Eur. J. Educ. Res.*, vol. 10, no. 4, pp. 2133–2144, Oct. 2021, doi: 10.12973/eu-jer.10.4.2133.
- [25] M. I. Sukarelawan, D. Sulisworo, J. Jumadi, H. Kuswanto, and S. A. S. A. S. A. Rofiqah, "Heat and temperature metacognition awareness inventory: A confirmatory factor analysis," *Int. J. Eval. Res. Educ.*, vol. 10, no. 2, p. 389, Jun. 2021, doi: 10.11591/ijere.v10i2.20917.
- [26] M. I. Sukarelawan, J. Jumadi, H. Kuswanto, S. Soeharto, and F. N. Hikmah, "Rasch Analysis to Evaluate the Psychometric Properties of Junior Metacognitive Awareness Inventory in the Indonesian Context," *J. Pendidik. IPA Indones.*, vol. 10, no. 4, pp. 486–495, Dec. 2021, doi: 10.15294/jpii.v10i4.27114.
- [27] R. Hidayat, H. Zulnaidi, and S. N. A. Syed Zamri, "Roles of metacognition and achievement goals in mathematical modeling competency: A structural equation modeling analysis," *PLoS One*, vol. 13, no. 11, p. e0206211, Nov. 2018, doi: 10.1371/journal.pone.0206211.
- [28] D. Alindra, A. Fauzan, and A. Asmar, "Metacognitive Awareness and Its Effect on Students' Problem Solving Ability in Implementing RME Approach," in *Proceedings of the 1st International Conference on Innovation in Education (ICoIE 2018)*, 2019, vol. 178, no. ICoIE 2018, pp. 318–322, doi: 10.2991/icoie-18.2019.70.
- [29] M. Bahari, A. Widodo, and N. Winarno, "Using Self-Regulated Learning to Promote Students' Metacognitive Awareness in Learning Electricity," in *Proceedings of the Proceedings of the 7th Mathematics, Science, and Computer Science Education International Seminar, MSCEIS 2019, 12 October 2019, Bandung, West Java, Indonesia*, 2020, no. July, doi: 10.4108/eai.12-10-2019.2296408.
- [30] A. Fauzi and W. Sa'diyah, "The Metacognition of Pre-Service Biology Teachers: Awareness, Skills, Understanding, and Practices," in *Proceedings of the 6th International Conference on Community Development (ICCD 2019)*, 2019, no. January, pp. 26–32, doi: 10.2991/iccd-19.2019.8.

- [31] M. Yasir, A. Fikriyah, N. Qomaria, and A. T. Al Haq, "Metacognitive skill on students of science education study program: Evaluation from answering biological questions," *JPBI (Jurnal Pendidik. Biol. Indones.*, vol. 6, no. 1, pp. 157–164, Mar. 2020, doi: 10.22219/jpbi.v6i1.10081.
- [32] P. Susongko, M. Kusuma, and H. Widiatmo, "Using Rasch Model to Detect Differential Person Functioning and Cheating Behavior in Natural Sciences Learning Achievement Test," *J. Penelit. dan Pembelajaran IPA*, vol. 5, no. 2, p. 94, 2019, doi: 10.30870/jppi.v5i2.5945.
- [33] T. Rusch, P. B. Lowry, P. Mair, and H. Treiblmaier, "Breaking Free from the Limitations of Classical Test Theory: Developing and Measuring Information Systems Scales using Item Response Theory," *Inf. Manag.*, vol. 54, no. 2, pp. 189–203, Mar. 2017, doi: 10.1016/j.im.2016.06.005.
- [34] J. M. Linacre, "Winsteps® (Version 4.6.1) [Computer Software]." 2021, [Online]. Available: <http://www.winsteps.com>.
- [35] F. N. Hikmah, M. I. Sukarelawan, T. Nurjannah, and J. Djumati, "Elaboration of high school student's metacognition awareness on heat and temperature material: Wright map in Rasch model," *Indones. J. Sci. Math. Educ.*, vol. 4, no. 2, pp. 172–182, 2021, doi: 10.24042/ijmsme.v4i2.9488.
- [36] B. Setiawan, M. Panduwangi, and B. Sumintono, "A rasch analysis of the community's preference for different attributes of Islamic banks in Indonesia," *Int. J. Soc. Econ.*, vol. 45, no. 12, pp. 1647–1662, Dec. 2018, doi: 10.1108/IJSE-07-2017-0294.
- [37] A. Blanc and A. J. Rojas, "Use of Rasch Person-Item Maps to Validate a Theoretical Model for Measuring Attitudes toward Sexual Behaviors," *PLoS One*, vol. 13, no. 8, p. e0202551, 2018, doi: 10.1371/journal.pone.0202551.
- [38] A. A. Walker, J. K. Jennings, and G. Engelhard, "Using person response functions to investigate areas of person misfit related to item characteristics," *Educ. Assess.*, vol. 23, no. 1, pp. 47–68, 2018, doi: 10.1080/10627197.2017.1415143.
- [39] M. Dür *et al.*, "Development and validation of a self-reported questionnaire to assess occupational balance in parents of preterm infants," *PLoS One*, vol. 16, no. 11, p. e0259648, Nov. 2021, doi: 10.1371/journal.pone.0259648.
- [40] B. Sumintono and W. Widhiarso, *Aplikasi model rasch untuk penelitian ilmu-ilmu sosial [Rasch model application for social sciences research]*. Cimahi: Trim Komunikata Publishing House, 2014.
- [41] J. M. Guzmán and L. C. Grajo, "Preliminary Rasch Construct and Reliability Validation of TeleWrite: A Telehealth-Based Handwriting Assessment," *OTJR Occup. Ther. J. Res.*, vol. 43, no. 3, pp. 342–350, Jul. 2023, doi: 10.1177/15394492231151883.
- [42] H. M. Antunes, L. de C. Magalhães, G. C. Vasconcelos, B. L. C. Trindade, A. C. M. Gonzaga, and R. P. G. Antunes, "Catquest-9SF questionnaire: validation of the Portuguese version using the Rasch analysis," *Arq. Bras. Oftalmol.*, vol. 86, no. 2, pp. 156–63, 2023, doi: 10.5935/0004-2749.20230014.
- [43] K. Saghafi, S. M. R. Amirian, and M. E. Shirvan, "Differential Item Functioning Analysis of Persian Adaptation of Foreign Language Classroom Anxiety Scale Against Gender," *Hum. Arenas*, no. 0123456789, Jan. 2021, doi: 10.1007/s42087-020-00172-0.
- [44] M. Ling, V. Pang, and C. C. Ompok, "Measuring Change in Early Mathematics Ability of Children Who Learn Using Games: Stacked Analysis in Rasch Measurement," in *Pacific Rim Objective Measurement Symposium (PROMS) 2016 Conference Proceedings*, Q. Zhang, Ed. Singapore: Springer Singapore, 2018, pp. 215–226.
- [45] S. I. Hofer, R. Schumacher, and H. Rubin, "The test of basic Mechanics Conceptual Understanding (bMCU): using Rasch analysis to develop and evaluate an efficient multiple choice test on Newton's mechanics," *Int. J. STEM Educ.*, vol. 4, no. 1, 2017, doi: 10.1186/s40594-017-0080-5.
- [46] A. Ullenhag, L. Ek, A. Eliasson, and L. Krumlinde-Sundholm, "Interrater and test-retest reliability of the Hand Assessment for Infants," *Dev. Med. Child Neurol.*, vol. 63, no. 12, pp. 1456–1461, Dec. 2021, doi: 10.1111/dmcn.14967.
- [47] N. Geel, T. Passeron, A. Wolkerstorfer, R. Speeckaert, and K. Ezzedine, "Reliability and validity of the Vitiligo Signs of Activity Score (VSAS)," *Br. J. Dermatol.*, vol. 183, no. 5, pp. 883–890, Nov. 2020, doi: 10.1111/bjd.18950.
- [48] A. W. Sabekti and F. Khoirunnisa, "Penggunaan Rasch Model Untuk Mengembangkan Instrumen Pengukuran Kemampuan Berikir Kritis Siswa Pada Topik Ikatan Kimia," *J. Zarah*, vol. 6, no. 2, pp. 68–75, 2018, doi: 10.31629/zarah.v6i2.724.
- [49] M. I. Sukarelawan, Jumadi, H. Kuswanto, T. Nurjannah, F. N. Hikmah, and M. F. Ramadhan, "Implementation of Rasch Model for Mapping Students' Metacognitive Awareness," *J. Pendidik. Fis. Indones.*, vol. 17, no. 2, pp. 86–93, 2021, doi: 10.15294/jpfi.v17i2.27172.
- [50] Y. M. Lu *et al.*, "Measurement precision of the disability for back pain scale-by applying Rasch analysis," *Health Qual. Life Outcomes*, vol. 11, no. 1, pp. 1–10, 2013, doi: 10.1186/1477-7525-11-119.
- [51] J. Hincapié Pinzón, A. M. B. da Silva, M. C. S. da Silva, W. de Lara Machado, C. Moret-Tatay, and M. Z. de Oliveira, "Internal Structure, Invariance, and Rasch Analyses: A Work-Life Integration-Blurring Scale," *Healthcare*, vol. 10, no. 11, p. 2142, Oct. 2022, doi: 10.3390/healthcare10112142.
- [52] A. Sonia and Z. Rachid, "Use Of Rasch-andrich's Rating Scale Model In The Calibrating Of The Depression, Anxiety And Stress Scale (dass-42) On High School Students," *J. Psychol. Educ. Sci.*, vol. 9, no. 2, pp. 133–147, 2023, [Online]. Available: <https://www.asjp.cerist.dz/index.php/en/article/229774>.

- [53] H. Baumeister, B. Abberger, A. Haschke, M. Boecker, J. Bengel, and M. Wirtz, "Development and calibration of an item bank for the assessment of activities of daily living in cardiovascular patients using Rasch analysis," *Health Qual. Life Outcomes*, vol. 11, no. 1, pp. 1–9, 2013, doi: 10.1186/1477-7525-11-133.
- [54] A. Joshi, S. Kale, S. Chandel, and D. Pal, "Likert Scale: Explored and Explained," *Br. J. Appl. Sci. Technol.*, vol. 7, no. 4, pp. 396–403, Jan. 2015, doi: 10.9734/BJAST/2015/14975.
- [55] B. Sumintono, "Pemodelan Rasch pada Asesmen Pendidikan: Suatu Pengantar," *Konf. Guru dan Dosen Nas. 2015*, no. November, pp. 1–14, 2015, [Online]. Available: <http://eprints.um.edu.my/id/eprint/15603%0A>.
- [56] M. A. A. Bakar and N. Ismail, "Exploring metacognitive regulation and students' interaction in mathematics learning: An analysis of needs to enhance students' mastery," *Humanit. Soc. Sci. Rev.*, vol. 8, no. 2 Special issue, pp. 67–74, 2020, doi: 10.18510/hssr.2020.82e07.
- [57] L. De Backer, H. Van Keer, and M. Valcke, "Variations in socially shared metacognitive regulation and their relation with university students' performance," *Metacognition Learn.*, vol. 15, no. 2, pp. 233–259, 2020, doi: 10.1007/s11409-020-09229-5.
- [58] Z. Zulfiani, Y. Herlanti, and R. Yunistika, "Investigating Metacognitive Attitude of High School Biology Teachers," *J. Penelit. dan Pembelajaran IPA*, vol. 6, no. 1, pp. 1–12, 2020, doi: 10.30870/jppi.v6i1.6240.

1. Manuskrip Luaran Wajib v eng JRKPF.docx

ORIGINALITY REPORT

15%

SIMILARITY INDEX

PRIMARY SOURCES

1	eprints.uad.ac.id Internet	98 words — 3%
2	journal.uad.ac.id Internet	61 words — 2%
3	journal1.uad.ac.id Internet	46 words — 1%
4	journal2.uad.ac.id Internet	23 words — 1%
5	Subashini Ganapathy, Zulkefli Mansor, Kamsuriah Ahmad, Mohd Zali Mohd Nor. "Factors That Discourage Knowledge Management Practices In The Malaysian Public Sector Using Rasch Model", 2021 International Conference on Electrical Engineering and Informatics (ICEEI), 2021 Crossref	21 words — 1%
6	ejournal.karinosseff.org Internet	21 words — 1%
7	Faustina Roberts, Azlina Abdul Aziz, Mohd Effendi @ Ewan Mohd Matore. "Establishing the Validity and Reliability of the Malaysian English Language Textbook Evaluation Checklist (MELTEC) Using Rasch Measurement	18 words — 1%

-
- | | | |
|----------|---|---------------|
| 8 | www.ijcaonline.org
<small>Internet</small> | 18 words — 1% |
|----------|---|---------------|
-
- | | | |
|----------|---|-----------------|
| 9 | helvia.uco.es
<small>Internet</small> | 16 words — < 1% |
|----------|---|-----------------|
-
- | | | |
|-----------|---|-----------------|
| 10 | ejournal.radenintan.ac.id
<small>Internet</small> | 13 words — < 1% |
|-----------|---|-----------------|
-
- | | | |
|-----------|--|-----------------|
| 11 | Suci Musvita Ayu, Erni Gustina, Liena Sofiana, Yuniar Wardani, Moh Irma Sukarelawan. "Physical and psychological violence victimization scale in adolescents dating: Confirmatory factor analysis and Rasch model", International Journal of Evaluation and Research in Education (IJERE), 2023
<small>Crossref</small> | 12 words — < 1% |
|-----------|--|-----------------|
-
- | | | |
|-----------|---|-----------------|
| 12 | ijere.iaescore.com
<small>Internet</small> | 12 words — < 1% |
|-----------|---|-----------------|
-
- | | | |
|-----------|---|-----------------|
| 13 | doktori.bibl.u-szeged.hu
<small>Internet</small> | 10 words — < 1% |
|-----------|---|-----------------|
-
- | | | |
|-----------|---|-----------------|
| 14 | journal.unnes.ac.id
<small>Internet</small> | 10 words — < 1% |
|-----------|---|-----------------|
-
- | | | |
|-----------|---|-----------------|
| 15 | worldwidescience.org
<small>Internet</small> | 10 words — < 1% |
|-----------|---|-----------------|
-
- | | | |
|-----------|--|----------------|
| 16 | Bong-Sam Choi. "Keyform Analysis of Rasch Measurement Accessible to Clinicians in Rehabilitation Clinics", Physical Therapy Korea, 2014
<small>Crossref</small> | 9 words — < 1% |
|-----------|--|----------------|
-

17	edulearn.intelektual.org Internet	9 words — < 1%
18	go.gale.com Internet	9 words — < 1%
19	journals.sagepub.com Internet	9 words — < 1%
20	pdfs.semanticscholar.org Internet	9 words — < 1%
21	www.researchgate.net Internet	9 words — < 1%
22	Ety Dwiastuti, Moh. Irma Sukarelawan, Sriyanto Sriyanto. "Learning Management System Acceptance Rate Among Vocational School Physics' Student", JIPFRI (Jurnal Inovasi Pendidikan Fisika dan Riset Ilmiah), 2022 Crossref	8 words — < 1%
23	www.science.gov Internet	8 words — < 1%
24	Claudia Schrader, Theo Bastiaens. "Relations Between the Tendency to Invest in Virtual Presence, Actual Virtual Presence, and Learning Outcomes in Educational Computer Games", International Journal of Human-Computer Interaction, 2012 Crossref	7 words — < 1%
25	Pina Sellavia, Nyoman Rohadi, Desy Hanisa Putri. "Penerapan Model Problem Based Learning Berbasis Laboratorium untuk Meningkatkan Keterampilan Proses Sains Peserta Didik di SMAN 10 Kota Bengkulu", Jurnal Kumparan Fisika, 2018 Crossref	7 words — < 1%

26 Rinaldo Adi Pratama, Inne Marthyane Pratiwi, Muhammad Adi Saputra, Sumargono Sumargono. "Integration of STEM education in history learning", International Journal of Evaluation and Research in Education (IJERE), 2022

7 words — < 1%

Crossref

27 Tahany Ahmed Mesbah, Rabab Abdel Raoof Abed, Amira Salem Al-Sagheer, Mona Sayed Ghaly. "Relationship between Metacognitive Awareness and Reflective Learning of Medical Students at the Faculty of Medicine, Suez Canal University", Journal of Education, Society and Behavioural Science, 2020

7 words — < 1%

Crossref

28 repository.uin-malang.ac.id

Internet

7 words — < 1%

29 Liesje De Backer, Hilde Van Keer, Fien De Smedt, Emmelien Merchie, Martin Valcke. "Identifying regulation profiles during computer-supported collaborative learning and examining their relation with students' performance, motivation, and self-efficacy for learning", Computers & Education, 2022

6 words — < 1%

Crossref

30 Moh. Irma Sukarelawan, Dwi Sulisworo, Jumadi Jumadi, Heru Kuswanto, Siti Anisatur Rofiqah. "Heat and temperature metacognition awareness inventory: A confirmatory factor analysis", International Journal of Evaluation and Research in Education (IJERE), 2021

6 words — < 1%

Crossref

31 Tarsiana Lelasari, Aksamina Maria Yohanita, Insar Damopolii. "Effect of inquiry science learning on

6 words — < 1%

32

Yongyong Wan, Lei Deng, Liming Wang, Yuanhong Tu, Hui Liu, Jian-song Sun, Qingju Zhang. "Synthesis of -2-deoxy-1,3-dithioidoglycosides Organocatalytic relay Glycosylation of ", Chinese Journal of Chemistry, 2023

Crossref

6 words — < 1%