



FKIP UAD

Pendidikan
UAD BAHASA INGGRIS

MODUL

BASIC

CONVERSATION



Nur Fatimah
Ani Susanti

Foreword

Hello English Enthusiasts,

This module is designed to help you-educators, English teachers, trainers, students, and school staff enhance your English communication skills, focusing on practical, everyday conversations. Whether you're greeting students, discussing classroom activities, or interacting with colleagues, guests or visitors, this module will provide you with the materials and confidence to use English effectively in a school setting.

Through engaging activities and real-life scenarios, and reflections, you'll learn key phrases, improve your pronunciation, and build a strong foundation for clear and confident communication. We hope this module empowers you to create a more inclusive and linguistically rich environment for everyone in your school community.

Happy learning!

Nur Fatimah & Ani Susanti



TABLE OF CONTENTS

01	Cover	>	i
02	Foreword	>	ii
03	Table of contents	>	iii
04	Hello, good morning	>	1
05	This is our school	>	4
06	What would you like today?	>	8
07	Bibliography	>	11



Meeting 1

Hello, good morning

After learning the material, the participants are able to:

- greet people
- introduce themselves
- ask for and give personal information

Read the following conversation



Greetings

- Good morning
- Good afternoon
- Good evening
- Hello
- Hi
- Hey
- Yo!

Farewells

- It was a pleasure seeing/meeting you.
- It was nice seeing/meeting you.
- Goodbye/Bye/Bye-bye.
- Good night.
- Take care.
- Have a nice day/evening.
- Have a good one.
- See you (later/soon).
- Later.
- So long.

How are you?

<p>How are you? How have you been? How are you doing? How's it going?</p>	<p>Fantastic! Very well, thank you. And you? Great, thanks. Good. Fine, thanks. Pretty good. Not bad. OK.</p>
<p>What's up? What's happening? What's going on? What have you been up to?</p>	<p>Not much. Nothing much. Not a lot.</p>

Questions and answers

What's your name?	My name is Nur Fatimah.
Where do you live?	I live in Yogyakarta. I live at Sidikan UH V/522 Yogyakarta.
What is your telephone number?	081328638135
Where are you from?	I am from Pekalongan, Central Java. I am from Indonesia.
Are you married?	I am married. No, I am single. No, I am divorced. No, I am widowed.
What do you do? What are you? What is your job?	I am a teacher.
What nationality are you?	I am Indonesian.

Practice 1

One participant will take a role to be one of the persons in the picture, the rest will ask for her/his personal information.



<https://satriadharna.com/2008/10/13/laskar-pelangi-kepak-savap-kupu-kupu-ibu-muslimah-dari-belitong/>

Name

Address

Telephone number

Occupation

Marital status *Married*

Nationality



<https://www.jawapos.com/pendidikan/013084227/gandeng-yohanes-surya-kemenag-target-cetak-3-juta-ahli-matematika-di-madrasah>

Name

Address

Telephone number

Occupation

Marital status *Married*




Nationality

Practice 2:

Work in pairs to have a conversation. Do the followings:

- a. Greet your friend
- b. Introduce yourself
- c. Introduce your friend
- d. Ask for some personal information
- e. Do your best practice and record your conversation (audio or video)

Reflection

No	My performance in ...	satisfying	Fair	needs improvement
				
1.	greeting people			
2.	introducing self			
3.	introducing others			
4.	giving personal information			
5.	asking for personal information			
6.	being confident in conversation			

What challenge(s) did you get in having your conversation?

.....

.....

.....

How did you cope with the challenge(s)?

.....

.....

.....

I got/did not get (*) new or difficult words (write the words and the meaning, if any).

Meeting 2

This is our school

After learning the material, the participants are able to:

- a. identify people and rooms at school
- b. identify the number of people and rooms at school
- c. tell where the people and rooms at school

The following is a conversation between a guest and a school teacher.



Guest : Good morning, I'm here for a meeting with Mrs. Susan. Could you please tell me where her classroom is?

Teacher : Good morning! Of course, Mrs. Susan's room is just down the hall, third door on the left.

Guest : Thank you! Also, while I'm here, could you tell me who teaches English in this building?

Teacher : Certainly! Mr. Setya teaches English here. His classroom is on the second floor, room 205.

Guest : Great, thank you so much for your help.

Teacher : You're welcome! If you need anything else, feel free to ask. Enjoy your visit!

People at school

principal, teacher,
student, classmate,
librarian, janitor
office boy, security
guard
driver

Places at school

office, classroom,
staff room,
library, laboratory,
canteen, kitchen,
hall, school yard,
lockers, parking lot,
auditorium, mosque

<https://www.youtube.com/watch?app=desktop&v=lOpAO7MCojc>

Where is it? Where are they?

In the classroom
In front of the office
On the first/second/third/...floor
Beside/next to the library
Between the canteen and the laboratory

There is/there are

There is a mosque.
There are twelve rooms.
There is one English teacher.
There are three laboratories.
There are thirty students in that class.

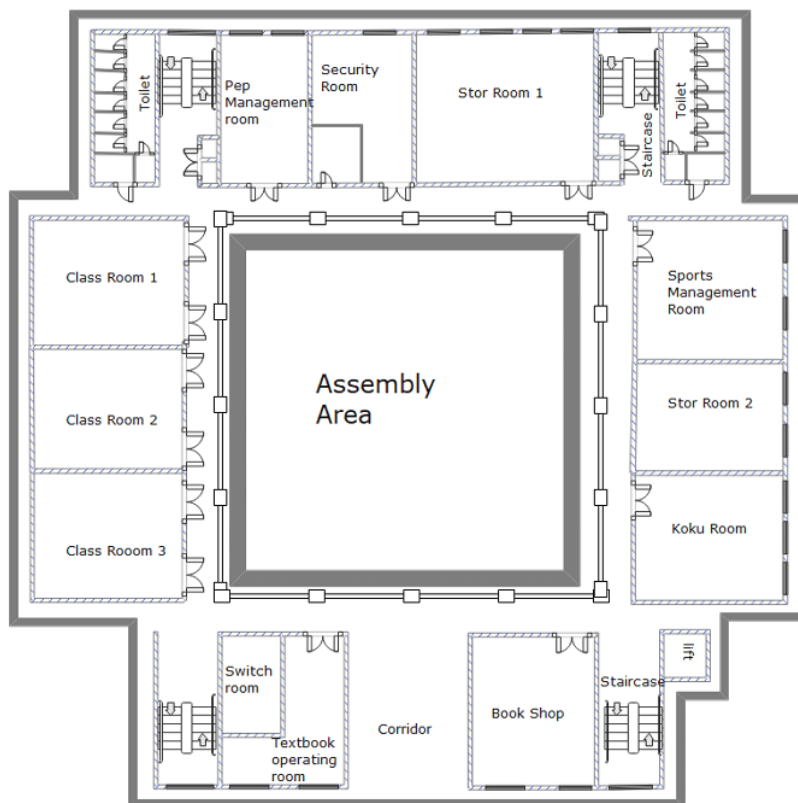
Questions and answers

Where is the principal's office?	It is on the first floor. It is beside the teacher's room
Where is the Mr. Agus?	He is still in the laboratory.
Who teaches English?	Mr. Radit Ms. Nisa

	Dr. Ani Susanti
How many classrooms are there?	There are twenty one classrooms.
How many students are in one class?	Thirty students

Practice 1

1. Work in pairs.
2. Observe the school map.
3. Ask your partner where a certain room is.
4. Who are very possibly in that room?



<https://www.edrawmax.com/templates/1016955/>




Practice 2

Let us know more about your school.

1. How many teachers are there?
2. How many students are there?
3. What rooms are in your school?
4. Draw a simple map of your school.
5. Identify three rooms at your school. Where are they?

After responding to all the questions, answer orally and record your performance (audio or video).

Reflection

No	My performance in ...	Satisfying	Fair	Needs improvement
				
1.	identifying people and rooms at school			
2.	identifying the number of people and rooms at school			
3.	telling where the people and rooms at school are			
4.	being confidence in speaking			

What challenge(s) did you get in describing your school?

.....

.....

.....

How did you cope with the challenge(s)?

.....

.....

.....

I got/did not get (*) new or difficult words (write the words and the meaning, if any).

.....

.....

.....

Meeting 3

What would you like today?

After learning, the participants are able to:

- a. identify foods
- b. identify drinks
- c. offer foods and drinks
- d. accept/decline an offer



The following is a conversation between a food seller (A) and customer (B) in the canteen.

A: What would you like today?

B: Could I get a donut, please?

A: Would you like cheese on that?

B: No, thank you.

A: Do you want anything to drink?

B: Let me have a juice.

A: What kind of juice would you like?

B: May I have an orange juice, please?

A: Sure, no problem.

B: I would also like a bag of chips.

A: Will that be all?

B: That's everything.

Vocabulary in Canteen

<https://www.liveworksheets.com/w/en/english-second-language-esl/1984523>

Questions and answers

What would you like to have?	Avocado juice, please
Could I get a donut, please?	Sure
Would you like cheese on it?	No, thank you
May I have some milk, please?	Sure, here you are.
What juice would you like to drink?	Guava, please

Practice 1

Can you find non halal food?

Movelle primary school 5139 **CANTEEN MENU** 2022

All lunch orders are to be placed in the lunch basket each morning clearly stating Name & Classroom and Orders on the brown paper bag.
10¢ for a bag

😊 Healthy Food ★ Halal Food

SANDWICHES 🍔

Buttered	\$2.10
Vegemite	\$2.30
Honey	\$2.30
Cheese	\$2.70
Tomato	\$2.70
Shaved Ham	\$3.20
Chicken Breast	\$3.20
Salad	\$3.70
Extra	\$0.50

*Cheese—Lettuce—Tomato—Carrot—Beetroot
*Toasted sandwiches

😊 **ROLLS**

Add an extra 50¢ to the price of the sandwiches.

😊 **WRAPS**

Ham Wrap	Full	Half
/ Chicken Wrap	\$7.20	\$4.20

Options: Cheese—Lettuce—Tomato

😊 **SALAD BOXES**

Ham/ Chicken	\$5.20
--------------	--------

With Mayo or Italian Dressing

HOT FOOD 🍞

😊★ Mac & Cheese 97% Fat Free	\$4.40
😊★ Lasagne 97% Fat Free	\$4.40
😊★ Spaghetti 97% Fat Free	\$4.40
Chicken Burger	\$5.00
—Cheese, Lettuce & Mayo	
Hamburger	\$5.00
—Cheese, lettuce, tomato or BBQ sauce	
Hot Chicken Roll—Gravy/ Mayo	\$4.50
Hot Cheese & Ham Roll	\$4.20
Meat Pie	\$4.50
Lite Sausage Roll	\$3.70
Hot Dog in a Roll	\$4.00
Hot Pup (1/2 Hot Dog)	\$2.10
Small Pizza—Hawaiian	\$4.50
Sweet Chilli Tender (1)	\$2.20
Lite Party Pie	\$1.30
Noodles—Beef or Chicken	\$3.00
Chicken Noodle Soup/Roll	\$2.70
Chicken Nugget (Low fat)	\$0.80
Steamed Dim Sim	\$1.20
😊 Fried Rice	\$4.40
😊 Corn on the Cob	\$1.20

SPECIALS \$5.20

*Fish Burger -Lettuce, Cheese & Tarte Sauce
*Sweet Chilli Chicken Roll—Cheese, Lettuce & Sweet Chilli Sauce/ Mayo

😊 **FRESH FRUITS** 🍓

According to season and demand from \$1.00

DRINKS 🍷

Water 600ml	\$1.80
Big M – Flavoured Milk 250ml	\$2.30
(Chocolate, Strawberry)	
Berri 100% Juice Pop Top 250ml	\$2.30

SNACK & TREATS

Delites	\$1.00	Popcorn	\$1.50
Honey Soy Chips	\$1.50	Jelly	\$0.50

ICE CREAMS & ICYPOLES 🍦




Zooper Dooper	\$0.80	Paddle Pop	\$2.00
Callipo	\$1.50	Icy Twist	\$1.50

<https://www.movelleps.vic.edu.au/page/231/Canteen>

Practice 2

1. Work in a group of four members. The setting is at a canteen or restaurant. One member takes the role as a waiter, the others are as customers.
2. Make a conversation text on offering foods and drinks and on accepting/declining an offer.
3. Practice the conversation.
4. Video record it.

Reflection

No	My performance in ...	Satisfying	Fair	Needs improvement
				
1.	identifying foods			
2.	identifying drinks			
3.	offering foods and drinks			
4.	accepting/declining an offer			

What challenge(s) did you get in having your communication?

.....

.....

.....

How did you cope with the challenge(s)?

.....

.....

.....

I got/did not get (*) new or difficult words (write the words and the meaning, if any).

.....

.....

.....

Bibliography

Blundell, J., Higgens, J., & Middlemiss, N. (1982). *Function in English*. Oxford University Press.

Hadfield, J. (1984). *Elementary communication games: A collection of games and activities for elementary students of English*. Thomas Nelson Ltd.

Tillitt, B., & Bruder, M. N. (1985). *Speaking naturally: communication skills in American English* (Vol. 1). Cambridge University Press.

White, N. M. (2014). *Unlock Level 1 Listening and Speaking Skills Student's Book and Online Workbook*. Cambridge University Press.

<https://cepalamanchuela.files.wordpress.com/2015/02/greetings-to-be-personal-pronouns-etc.pdf>

<https://www.youtube.com/watch?app=desktop&v=lOpAO7MCojc>

<https://www.liveworksheets.com/w/en/english-second-language-esl/1984523>